LA-UR-09-4936
August 2009
EP2009-0372

R-22 Well Redevelopment Phase I Summary Report

Los Alamos
NATIONAL LABORATORY
EST. 1943

Prepared by the Environmental Programs Directorate

Los Alamos National Laboratory, operated by Los Alamos National Security, LLC, for the U.S. Department of Energy under Contract No. DE-AC52-06NA25396, has prepared this document pursuant to the Compliance Order on Consent, signed March 1, 2005. The Compliance Order on Consent contains requirements for the investigation and cleanup, including corrective action, of contamination at Los Alamos National Laboratory. The U.S. government has rights to use, reproduce, and distribute this document. The public may copy and use this document without charge, provided that this notice and any statement of authorship are reproduced on all copies.

LA-UR-09-4936
EP2009-0372

R-22 Well Redevelopment Phase I Summary Report

August 2009

Responsible project leader:

Printed Name	Signature	Title	Organization	Date
Ardyth M. Simmons	Ardyth M. Simmons	Program Manager	Environmental Programs	8-31-09

Responsible LANS representative:

Printed Name	Signature	Title	Organization	Date
Michael J. Graham	B. C. Schappell	Associate Director	Environmental Programs	8/31/09

Responsible DOE representative:

Printed Name	Signature	Title	Organization	Date
David R. Gregory	Elsie P. Watts for	Project Director	DOE-LASO	8/31/09

EXECUTIVE SUMMARY

This report presents the results of R-22 well redevelopment Phase I activities conducted between May and July, 2009 at Los Alamos National Laboratory (the Laboratory). R-22 was drilled on Mesita del Buey in 2001 using air-rotary and mud-rotary drilling techniques; it was installed with five regional aquifer well screens and a Westbay multiport sampling system. R-22, along with other wells drilled with mud rotary techniques, was evaluated in 2007 and identified for rehabilitation and retention of two of the five well screens.

However, before the rehabilitation of R-22, the New Mexico Environment Department and the Laboratory decided to adopt a phased approach, with Phase I consisting of focused redevelopment on screens 1 and 5. Screen 1 was selected because it was near the top of the regional aquifer, and screen 5 was chosen because it could monitor potential flow paths deeper in the regional aquifer. Additionally, Phase I included specific-capacity testing on all five screens and groundwater sample collection over the course of the testing and extended purging. Screening analyses for anions, cations, metals, alkalinity, total organic carbon and sulfide were performed at the Laboratory. Volatile organic compounds, perchlorate, and low-level tritium analyses were conducted at off-site laboratories. In addition, persistent tritium concentrations at screen 5 were evaluated, and the viability of screen 1 for long-term monitoring was investigated.

The Phase I activities, including specific-capacity testing, extended purging, and sampling, were successfully completed. The specific capacity (in gpm/ft) for screen 1 is 0.02, for screen 3 is 0.006, for screens 2 and 4 is 0.06, and for screen 5 is 0.17, although the long-term yield of screens 1 and 2 will probably be less over time. Approximately 3500 gal. was purged from screen 1, and approximately 78,500 gal. was removed from screen 5 during redevelopment.

Analytical results for the screening analyses showed concentrations of major cations, total organic carbon, and trace elements declined and were more stable in the 2009 sampling compared with the 2001 to 2008 analytical results. Additionally, dissolved oxygen, the ratio of total to dissolved concentrations of iron and manganese, increased sulfate, and decreased sulfide concentrations all indicate oxidizing regional aquifer water was being drawn into the well screens during 2009.

Low-level tritium concentrations were not detected in three samples from screen 1 and in 31 samples from screen 5, indicating extended purging removed preexisting tritium that had probably been introduced into screens 1 and 5 during or shortly after drilling. Low levels of toluene and chloromethane were reported in 4 of 11 samples from screen 1 at or slightly above the detection limit of 1 µg/L. Low levels of toluene, chloromethane, and carbon disulfide were reported in 5 of 22 samples from screen 5 at concentrations at or slightly above the detection limit of 1 µg/L; 1 sample from screen 5 reported toluene at 6.86 µg/L.

Low-flow rate purging was sustained at screen 1 over 9 d, indicating it may be a viable monitoring zone if a packer and special low-flow sampling system are installed. The overall conclusion from the Phase I redevelopment activities is that extended pumping improved the groundwater chemistry and water quality at R-22 screens 1 and 5 and negated residual drilling fluid or cross-communication effects by drawing representative regional aquifer groundwater into the well screens.

CONTENTS

1.0 INTRODUCTION 1
1.1 Purpose and Objectives 1
1.2 Background 1
2.0 PHASE I ACTIVITIES 2
2.1 Westbay Sampling System Removal 2
2.2 Video and Gamma Ray Logging 3
2.3 Specific-Capacity Testing, Extended Purging, and Sampling 3
2.3.1 Static Water Levels for the Five Water-Bearing Zones 4
2.3.2 Specific-Capacity Test Methods and Results 4
2.3.3 Extended Purging and Sampling of Screen 1 7
2.3.4 Extended Purging and Sampling of Screen 5 7
2.4 Temporary Isolation of Screens 8
3.0 WATER QUALITY 8
3.1 Sample Collection, Field Preparation, and Analytical Techniques 8
3.1.1 Quality Assurance/Quality Control Sampling 9
3.1.2 Screening Analyses and Protocols 9
3.2 Analytical Results 10
3.2.1 Screen 2, 3, and 4 Analytical Results 10
3.2.2 Screen 1 Analytical Results 10
3.2.3 Screen 5 Analytical Results 14
4.0 UPDATED WELL SCREEN ANALYSIS 17
4.1 Screen 1 17
4.1.1 Previous Results 17
4.1.2 Updated Well Screen Analysis 17
4.1.3 Geochemical Comparison of Westbay and 2009 Extended Purging Samples 17
4.2 Screen 5 18
4.2.1 Previous Results 18
4.2.2 Updated Well Screen Analysis 18
4.2.3 Geochemical Comparison of Westbay and 2009 Extended Purging Samples 18
5.0 SUMMARY AND CONCLUSIONS 19
5.1 Summary and Deviations 19
5.2 Conclusions 19
6.0 REFERENCES 20

Figures

Figure 1.2-1 Well R-22 construction diagram (Ball et al. 2002, 071471) 23
Figure 2.2-1 Gamma ray log of May 12, 2009, run at well R-22 24
Figure 3.2-1 Field parameters at R-22 screen 1 over time 24
Figure 3.2-2 Major anions at screen 1 over time 25
Figure 3.2-3 TOC concentrations at screen 1 over time 25
Figure 3.2-4 Major cations at screen 1 over time 26

Figure 3.2-5 Trace elements at screen 1 over time 26
Figure 3.2-6 Tritium concentrations at screen 1 over time 27
Figure 3.2-7 Field parameters at screen 5 over time 27
Figure 3.2-8 Major anions at screen 5 over time 28
Figure 3.2-9 Total organic carbon at screen 5 over time 28
Figure 3.2-10 Major cations at screen 5 over time 29
Figure 3.2-11 Trace elements at screen 5 over time 29
Figure 3.2-12 Tritium concentrations at screen 5 over time 30

Tables

Table 2.2-1 Well R-22 Video Log Information 31
Table 2.3-1 R-22 Screen Depths and Water Levels 31
Table 2.3-2 R-22 Specific-Capacity Test Results 32
Table 2.3-3 R-22 Interflow Estimates 32
Table 2.3-4 R-22 Purge Volumes from Screens 1 and 5 33
Table 3.0-1 Sample Collection Objectives from the Fieldwork Plan for R-22 Well Redevelopment, Phase I 33
Table 3.2-1 Field Parameters Measured at R-22 Screens 2, 3, and 4 34
Table 3.2-2 Field Parameters Measured at R-22 Screen 1 before and during Phase I Redevelopment 35
Table 3.2-3 Perchlorate and VOC Detections at Screen 1 36
Table 3.2-4 Field Parameters Measured at R-22 Screen 5 before and during Phase I Redevelopment 37
Table 3.2-5 Perchlorate and VOC Detections at Screen 5 39
Table 5.1-1 Deviations from Phase I Work Scope 40

Appendixes

Appendix A R-22 Screen 1 Data
Appendix B R-22 Screen 5 Data
Appendix C Video Log (on DVD included with this document)
Appendix D Off-Site Laboratory Analytical Results (on CD included with this document)

1.0 INTRODUCTION

1.1 Purpose and Objectives

This report summarizes the Phase I redevelopment activities conducted by Los Alamos National Laboratory (the Laboratory) at well R-22 from April to July 2009. The Phase I redevelopment work focused on screens 1 and 5 at R-22, as described in the "Fieldwork Plan for R-22 Well Redevelopment, Phase I" (LANL 2009, 106059) that was approved with modifications by the New Mexico Environment Department (NMED) on May 15, 2009 (NMED 2009, 106022).

The Phase I objectives were to

- evaluate tritium concentrations at screen 5 before, during, and after purging in an attempt to determine if tritium (1) originated from screen 1 water during drilling and (2) occurs in the screen 5 water-bearing zone;
- determine if the water-bearing zone at screen 1 produces persistent water that can be used for ongoing monitoring;
- conduct specific-capacity tests at the open R-22 well bore and individually at screens 1, 2, 3, 4, and 5 to better understand the flow characteristics of each water-bearing zone and between water-bearing zones;
- minimize the time the hole was open without packers isolating the various water-bearing zones; and
- collect water samples during Phase I activities that can be used to make decisions regarding possible Phase II activities.

Information on radioactive materials and radionuclides, including the results of sampling and analysis of radioactive constituents, is voluntarily provided to NMED in accordance with U.S. Department of Energy (DOE) policy.

1.2 Background

Well R-22 is located east of Material Disposal Area (MDA) G at Technical Area 54 (TA-54) on Mesita del Buey. It was drilled in 2001 using fluid-assisted air-rotary and conventional mud-rotary techniques to a depth of 1489 ft below ground surface (bgs). It was constructed with five well screens in the regional aquifer and equipped with a dedicated Westbay multiport sampling system (Ball et al. 2002, 071471) (Figure 1.2-1).

R-22 was included in a 2007 study that evaluated potential residual effects from mud rotary fluids on groundwater chemistry. The results of the study were presented in the "Well Screen Analysis Report, Revision 2" (LANL 2007, 096330). Assessment tests evaluated specific geochemical parameters for each well screen for representativeness and reliability. The screens were then scored by the percentages of parameters that met, or passed, their respective test criteria.

At R-22, the five water-bearing zones were scored as follows: 44% at screen 1, 100% at screen 2, 75% at screen 3, and 52% at both screens 4 and 5. Groundwater from the five zones at R-22 continued to be monitored during 2008 and early 2009, and the water-quality parameters remained stable over the following year, as reported in the "2009 Interim Facility-Wide Ground Water Monitoring Plan" (LANL 2009, 106115).

On the basis of the well screen analysis, screens 2 and 3 at R-22 were originally slated to be rehabilitated using techniques such as surging, bailing, and jetting to remove any residual mud drilling fluid. The remaining well screens would no longer be used for monitoring (LANL 2009, 105267).

However, because of the proximity of R-22 to the TA-54 radioactive waste disposal area (MDA G) at the Laboratory, NMED requested that screen 1 (near the top of the regional aquifer) and screen 5 (deeper in the aquifer) be evaluated so that screen 1 could potentially serve as a Resource Conservation and Recovery Act monitoring well for TA-54, and screen 5 could monitor potential contaminants traveling along deeper flow paths within the regional aquifer. NMED and the Laboratory agreed to a phased approach at R-22, with Phase I consisting of redeveloping the well and collecting analytical data at screens 1 and 5 as well as conducting specific-capacity tests on all five screens, in accordance with the NMED-approved fieldwork plan (LANL 2009, 106059).

During Phase I redevelopment, the following activities were performed:

- removing the existing Westbay multiport sampling system
- conducting gamma and video logging in the open bore
- conducting specific-capacity tests both within the open hole and at individual screened intervals
- redeveloping the water-bearing zone at screen 1 to determine its viability for long-term monitoring and collecting groundwater samples for laboratory analysis during purging
- redeveloping the water-bearing zone at screen 5, purging a volume of water that would exceed any potential cross-flow water introduced from other water-bearing zones when the bore was open, and collecting groundwater samples for laboratory analysis during purging

2.0 PHASE I ACTIVITIES

2.1 Westbay Sampling System Removal

The Westbay MP55 sampling system was removed between April 19 and May 3, 2009. A Westbay technical representative was on-site to lead the retrieval operations. Problems were encountered during the Westbay removal. Initially, after various pressure profiles and packer deflations had been performed, the Westbay system was only able to be pulled up to 75 ft bgs. Attempts were made to free the Westbay casing by lowering and raising the system, but it would not work past the problematic interval inside the stainless-steel well casing.

A Weatherford fishing specialist and various Weatherford fishing tools were brought on-site to fish the Westbay system out of the well. An internal grapple was set in the Westbay system's lowermost packer body on 1-in. solid core "sucker" rods. As the Westbay packers are built on 2.25-in.-inside-diameter stainless-steel pipe, the lowermost packer was determined to be the best place to exert force. After several days of fishing, all Westbay components were eventually removed from the well.

The exact cause of the difficulties associated with the Westbay removal was not determined; however, 2 of 14 isolation packers were observed to be flattened and badly deformed when they were removed. The outermost membrane of another packer was turned almost completely inside out. The packers were thought to be the primary cause of the problems.

Because of demands for the pump-hoist rig at other well sites, a 9-d delay in activities occurred at R-22. During this interval from May 4 to 12, a high-pressure inflatable packer was temporarily set between screens 4 and 5 at a depth of 1416.1 ft bgs.

2.2 Video and Gamma Ray Logging

A downhole video camera and gamma tool were run in the R-22 well on May 12. The video camera was used to observe screen and casing conditions and verify the composite static water level. The gamma tool was run to assess the filter pack locations. The temporary inflatable packer was removed before logging. The Laboratory's geophysical trailer and camera were used to complete video logging from the surface to the total depth of the well. Ground surface was used as the datum for all video depth measurements. Static composite water level in the well at the time of logging was approximately 951 ft bgs.

Because of the difficulty in extracting the Westbay system and the resulting destruction of several of the polyvinyl chloride (PVC) casing joints at the surface, some PVC shavings fell into the well casing. These shavings were observed occasionally on the stainless-steel casing joints above the water table, on and within the 0.5-in. perforations of the screened intervals, and in the sump at the bottom of the well. A bridge consisting of PVC shavings was encountered at a depth of 1462.1 ft; the downhole camera dislodged this material, which then accumulated in the well sump.

The video log was run from the surface to a depth of approximately 1469.9 ft. Overall, water clarity was very good to excellent and provided good visibility to assess screen conditions. All screens were observed to be in very good condition. However, many of the 0.5-in. perforations in screen 5 were occluded with very fine sediment. This material was easily mobilized with minor surging, and, in fact, the video camera provided enough energy to move the sediment out of the screen openings. Table 2.2-1 summarizes the screen conditions. A DVD of the video log is included with this report in Appendix C.

A gamma tool was also run downhole on May 12; the gamma log is shown in Figure 2.2-1. The gamma log spikes correspond well with the filter pack depths shown in the R-22 well completion diagram (Figure 1.2-1), indicating the filter packs are placed properly around the screened intervals.

2.3 Specific-Capacity Testing, Extended Purging, and Sampling

This section describes the methods used to conduct the specific-capacity testing at R-22, to perform the extended purging at screens 1 and 5, and to collect groundwater samples for laboratory analysis. Additionally, the results from the specific-capacity tests are summarized.

Specific-capacity tests, purging, and sampling were conducted as follows:

- May 13–16: Specific-capacity tests in the open hole and at each screened interval
- May 17–20: Specific-capacity tests of screen 5 and screens 3, 4, and 5 combined; extended pumping and sampling at screen 5
- May 21–25: Memorial Day weekend (packer set above screen 5)
- May 26: Specific-capacity testing and final purging and sampling at screen 5
- May 27: Specific-capacity tests at screens 4 and 5 combined
- Jun 20–23: Screen 1 pumping rate established
- Jun 23–July 2: Extended purging and sampling at screen 1

Hydraulic testing of R-22 was performed initially from May 13 to 16 by installing a 5 HP shrouded 4-in. submersible pump with inflatable packers above and below the pump to isolate the tested intervals. Pressure transducers were installed between the packers as well as above and below the packers to

collect water-level data. Each of the five screen zones and the entire open hole were pumped using this assembly.

The pumping equipment was removed from the well and replaced on May 17 with a 10-HP pump and a single inflatable packer above the pump. The larger pump allowed screen 5 to be pumped at a greater discharge rate to accommodate the large volume of water necessary to negate potential cross-flow from other water-bearing zones. Also, the single packer setup permitted testing of multiple combinations of screens. Hydraulic testing, purging, and sampling were performed with this assembly from May 17 to 20 and May 26 and 27.

Screen 5 was pumped for 12 h on May 20, and samples were collected. Site work ceased between May 21 and May 25 for the Memorial Day weekend and resumed on May 26. The 5-d break allowed screen 5 to equilibrate from the May 17 to 20 pumping event. Screen 5 was pumped and sampled for 12 h on May 26. The packer was deflated on May 27, and several open hole composite pumping tests were performed while the pump assembly was removed from the well.

At the same time, additional hydraulic data sets were collected that can support hydraulic analysis of water-bearing zones at screens 2, 3, and 4 sometime in the future. Those analyses were not part of the scope of this project; however, the data have been archived.

2.3.1 Static Water Levels for the Five Water-Bearing Zones

Table 2.3-1 summarizes the well-screen depths and static water levels in R-22. One set of static water levels was collected using the Westbay system before it was pulled from the well. The other set was inferred from transducer data collected during the test pumping and from measured installation depths of the pressure transducers. The latter set is considered approximate because of possible cumulative measurement error in taping the dozens of pipes that comprised the pumping string as well as the variable thread makeup from joint to joint during installation. Nevertheless, it appears the inferred water-level data are more accurate than the Westbay measurements.

The composite (open hole) static water level measured manually on May 13 was 953.0 ft bgs before the pump was installed. After the pump was installed, the water level inferred from the transducer installation depth and the recorded water pressure was 953.2 ft—a good match to the manual measurement. Furthermore, observed pressure changes associated with inflating and deflating the packers around screens 4 and 5 showed the water levels in each zone were 6 ft lower than the composite water level. Thus, the inferred values of 959.2 ft for screens 4 and 5 shown in Table 2.3-1 appear to be more reliable than the corresponding values of 955.4 and 955.5 ft, respectively, obtained from the Westbay readings in mid-April.

2.3.2 Specific-Capacity Test Methods and Results

This section summarizes the methods used to conduct the specific-capacity tests at R-22 as well as an analysis of the specific-capacity data. Table 2.3-2 shows the specific capacities measured from the individual and multiple-screen pumping tests conducted at R-22. The table shows the measured discharge rates, drawdown values, pumping times, and computed specific capacities. The initial round of tests (through May 16) included tests on each of the individual screen zones as well as pumping the open hole. The final round of tests (May 17 to 20 and May 27) included multiple-screen tests (screens 4 and 5 together; screens 3, 4, and 5 together; and open hole tests) as well as extensive purging and sampling of screen 5.

Screen 1

During the Phase I redevelopment activity, screen 1 was initially pumped on May 14, and it did not produce enough flow to support continuous operation of a submersible pump. Therefore, this zone was tested by running the pump to dewater the screened interval and a portion of the underlying casing down to the pump intake, allowing a refill period, and then dewatering to the pump intake again. The volume of water pumped following the rest period divided by the duration of the rest period represented the average inflow rate from the screen 1 formation plus incremental drainage from the filter pack around the screen that did not drain initially. The residual contribution from the filter pack was expected to diminish over time and, thus, the measured rate steadily approached the true formation yield.

The screen 1 pump cycling was performed for 105 min. The discharge rate was measured four times, producing successive pumping rates of 0.366, 0.246, 0.241, and 0.226 gpm. The discharge rate used in cross-flow calculations was conservatively estimated at 0.23 gpm. In all likelihood, the actual screen 1 yield would have continued to decrease with increasing pumping time, and therefore, 0.23 gpm was considered an overestimate of the actual downward flux from screen 1. The drawdown in screen 1 was the fully saturated well-screen length of 21 ft. This value was corrected for the effects of dewatering using the following equation (Kruseman et al. 1991, 106681):

$$s_c = s_a - \frac{s_a^2}{2b}$$

Where, s_c = corrected drawdown, in ft,

s_a = observed drawdown, in ft, and

b = saturated aquifer thickness, in ft (21.5 ft).

This equation yielded a corrected drawdown (10.75 ft) of approximately half the actual drawdown of 21.5 ft.

Screen 2

Screen 2 was pumped for 3 h at 5.8 gpm with a drawdown of 112.1 ft. At this drawdown, the screen was entirely dewatered, and a vacuum of 20.5 ft of water was created inside the screen. The actual drawdown was corrected for dewatering effects using an equation analogous to that above. The corrected drawdown was 91.1 ft. The actual specific capacity was 5.8/112.1 = 0.052 gpm/ft. The specific capacity corrected for dewatering was determined as 5.8/91.1 = 0.064 ft. The corrected value is the specific capacity that applies when the zone produces water without dewatering of any portion of the well screen. At the end of the 3-h test, the water level in screen 2 was still declining, implying the yield from screen 2 would diminish at extended pumping time and the theoretical specific capacity of 0.064 gpm/ft (Table 2.3-2) was an overestimate of the long-term downward flux contribution from screen 2.

Screens 3 and 4

As shown in Table 2.3-2, screen 3 was very low yielding, producing just 1.9 gpm with 307.6 ft of drawdown for a specific capacity of only 0.0062 gpm/ft. Screen 4 was pumped for 3 h at 8.7 gpm with 145.2 ft of drawdown. The calculated specific capacity was 0.060 gpm/ft.

Screen 5

Specific capacity tests were conducted at screen 5 between May 14 and 19. Screen 5 was pumped briefly on May 14 for 23 min at 9.4 gpm with 57.3 ft of drawdown, making its specific capacity 0.16 gpm/ft. As shown in Table 2.3-2, subsequent tests at screen 5 showed specific-capacity values of 0.17 and 0.18 gpm/ft.

Open Hole

Finally, the initial open hole pumping test produced 8.6 gpm with 8.8 ft of drawdown for a specific capacity of 0.98 gpm/ft (Table 2.3-2). Note that subsequent open hole specific-capacity values of 0.44 and 0.47 gpm/ft were observed. The discharge rates for these tests were more than double that for the first test. The reduced specific capacity at the elevated pumping rates was probably caused by increased turbulent flow and associated second-order head losses at the higher discharge rates.

Analysis of Specific-Capacity Data

The measured specific-capacity data revealed contradictions. For example, the initial open hole specific-capacity test produced a yield of 0.98 gpm/ft. In theory, this value should equal the sum of the individual specific capacities of screens 2, 3, 4, and 5. (Note that the composite specific capacity would not reflect any contribution from screen 1, which was fully dewatered, even under nonpumping conditions, as evidenced by the bottom of the screen at 947 ft lying above the composite static water level of 953 ft.) However, the sum of the initial specific capacities from screens 2, 3, 4, and 5 was 0.29 gpm/ft—less than one-third of the initial open hole value and significantly less than the subsequent open hole values (0.44 and 0.47 gpm/ft).

Other multiple-screen tests showed similar contradictions. Pumping screens 3, 4, and 5 simultaneously produced specific-capacity values of 0.33 and 0.31 gpm/ft, whereas the sum of their individual specific capacities was only 0.25 gpm/ft. Similarly, pumping screens 4 and 5 simultaneously produced specific-capacity values of 0.29 and 0.25 gpm/ft, whereas the sum of the individual specific capacities was 0.24 gpm/ft.

Finally, the computed flux into the well from screens 1 and 2 when the well was open was more than double the computed flux exiting the well through screens 3, 4 and 5. Table 2.3-3 summarizes the estimated fluxes, or interflow values, for the five water-bearing zones in open hole conditions. The table lists specific-capacity values for each zone, the applied head under open hole conditions (the difference between the composite and the static water levels of each individual zone) and the computed flux or interflow rate. The estimated flow contribution from screens 1 and 2 combined was 3.76 gpm, while the estimated acceptance rate for screens 3, 4, and 5 combined was about 1.5 gpm.

The projected interflow contributions from screens 1 and 2, based on short-term pumping (minutes), probably represents an overestimate of the actual flux from these zones because the flow would probably diminish over the long term (days). Furthermore, it is possible that the specific capacities of screens 3, 4, and 5 shown in Table 2.3-2 (based on high discharge rates) were underestimates of performance during cross flow when the flux into these zones would have been an order of magnitude less than the test rates. Thus, the downward flux contribution from screens 1 and 2 was expected to be less than 3.76 gpm, while the acceptance rate for screens 3, 4, and 5 was expected to be greater than 1.5 gpm. The actual intrawell flux probably fell between these values.

2.3.3 Extended Purging and Sampling of Screen 1

As described above, screen 1 could not sustain pumping via a submersible pump during the initial specific-capacity tests conducted on May 14. The video log (Appendix C) showed no water was entering the screened interval but was actually entering the well casing at the coupled pipe joint just below screen 1. The estimated flow at the coupled joint was approximately 0.2 gpm, based on visual observations.

To purge and collect water samples from the screen 1 zone, the pipe holding the packers was modified. Two small holes were drilled in the 2-in. pipe above the packer, which allowed water to enter the pipe string. Water was prevented from flowing downward inside the pipe by a welded blank.

A pneumatic Bennett pump was installed at 939 ft bgs inside the 2-in. pipe string on June 20. Between June 20 and June 23, pumping was conducted to determine a sustainable pumping rate. An average pumping rate of 0.18 gpm was selected to match the estimated flow rate of 0.2 gpm. The screen 1 zone was pumped at this rate between June 23 and July 2. The Bennett pump was utilized 24 h/d and approximately 2333 gal. was purged from screen 1. In total, 2357 gal. of water was pumped from screen 1, including the initial pumping on May 14 (Table 2.3-4).

Beginning on June 23, groundwater samples were collected at screen 1 every 6 h during the initial 18 h of purging, every 12 h during the next 66 h, and once a day for the next 2 d. A total of 39 samples was collected for analysis from screen 1. The average discharge during sampling at screen 1 was 0.18 gpm. Table A-1 in Appendix A shows the samples collected during the extended purging at screen 1.

2.3.4 Extended Purging and Sampling of Screen 5

Before screen 5 was sampled, extended purging was performed to pump out any water that may have entered the zone while the well was open during the Westbay system removal and pump installation. The volume of water needed to be purged from screen 5 was determined on the basis of estimates of cross flow that occurred while the well was open during the removal of the Westbay system.

A detailed examination of field activities was made to determine the total elapsed times that screen 5 was exposed to cross flow from screens 1 and 2. Records showed that screen 5 received screen 1 water for 15,801 min and screen 2 water for 16,679 min. Based on the previously identified overestimated fluxes from screens 1 and 2 of 0.23 gpm and 3.53 gpm, respectively, the maximum downward flux in R-22 during these periods was calculated to be 62,511 gal. [(0.23 gpm $\times$ 15,801 min) + (3.53 gpm $\times$ 16,679 min)]. Based on the relative specific capacities of screens 3, 4, and 5 shown in Table 2.3-2, it was estimated that about 75% of the downward flux could be expected to flow into screen 5—or about 46,880 gal. Thus, this volume represented the maximum cross flow that could have entered screen 5 while the well bore stood open. As discussed previously, the actual flux was probably less than this amount because the screen 1 and 2 rates would have declined over time. As a conservative measure, the decision was made to purge 63,000 gal. of water from screen 5 before water samples were collected, approximately 35% more than the calculated volume.

Table 2.3-4 summarizes the purging and sampling volumes of water pumped from screen 5. Purging began at 6:20 p.m. on May 17, with the discharge valve set wide open. Pumping continued in this manner until 9:30 a.m. on May 19 at an average rate of 17.9 gpm. At that time, the valve was partially closed, temporarily reducing the discharge rate to an average of 11.7 gpm until 4:13 p.m., at which time the valve was reopened. The temporary reduction in discharge rate was timed so the purge volume goal of 63,000 gal. would be reached at about the time hourly sample collection was scheduled to begin during the day shift on May 20.

After the valve was reopened, pumping continued at an average discharge rate of 18.0 gpm until 7:25 a.m. on May 20, bringing the purge volume to 63,192 gal. At that time, the valve was partially closed again, reducing the flow rate to an average of 10.3 gpm for the planned sampling period. Pumping continued at this rate, and samples were collected until 7:31 p.m. on May 20. At that time, the total water withdrawal had reached 70,701 gal.

Following sample collection on May 20, the pump was shut off, and the well was left idle over the holiday, until May 26 when a second sampling event was scheduled. On May 26, screen 5 was pumped from 7:15 a.m. until 7:36 p.m. at an average rate of 10.5 gpm while sampling proceeded. During the May 26 event, 7792 gal. of water was pumped, bringing the total purged volume from screen 5 to 78,493 gal.

Groundwater samples were collected intermittently during the specific-capacity tests at screen 5 that occurred between May 17 and the evening of May 19. Samples were collected using a stainless-steel discharge pipe. During the 12-h extended purging event on May 20, samples were collected hourly. During the May 26 pumping test, samples were collected every 15 min for the first 45 min, every 30 min for the next hour, and every hour for the next 10 h. A total of 96 samples was collected at screen 5 sampling during the three sampling events, as shown in Table B-1 of Appendix B.

2.4 Temporary Isolation of Screens

On May 28 and May 30, four inflatable packers were installed in R-22 on a 2-in. pipe string. The packers completely isolated the five screened intervals in the well from one another. The lower two packers are high-pressure units supplied with a high-pressure air line to overcome the hydrostatic pressures in the lower portion of the well. The upper two packers are low-pressure units and are supplied by a separate supply line.

3.0 WATER QUALITY

Table 3.0-1 shows the sample collection objectives for R-22 screens 1 and 5 during extended purging as well as the constituents that were to be measured in the field and in laboratory analysis. Samples were submitted to the Laboratory's internal Geology and Geochemistry Research Laboratory (GGRL) for the performance suite or screening analyses, identified in Table 3.0-1. Additionally, a subset of samples was submitted to off-site laboratories for low-level tritium analysis (University of Miami) and perchlorate and volatile organic compound (VOC) analyses (General Engineering Laboratories [GEL]).

3.1 Sample Collection, Field Preparation, and Analytical Techniques

For screen 1, 17 samples were submitted for screening (performance suite) analyses conducted by GGRL. Seven samples were submitted to University of Miami for low-level tritium analysis. Additionally, 11 samples and 17 samples, respectively, were submitted to GEL for VOC and perchlorate analyses (Table A-1).

For screen 5, 43 samples were submitted for screening (performance suite) analyses to GGRL. Forty-three samples were submitted to University of Miami for low-level tritium analysis. Twenty-two and 37 samples, respectively, were submitted to GEL for VOC and perchlorate analyses (Table B-1).

Field-quality parameters were also measured during sample collection using a flow-through cell. The field parameters included pH, turbidity, dissolved oxygen (DO), temperature, specific conductance (SC), and oxidation-reduction potential (ORP). Field parameters were measured with a YSI multiprobe

(Model 650 MDS or Model 556 MPS). In additionally, a Hach 2100P turbidity meter was used as a backup.

3.1.1 Quality Assurance/Quality Control Sampling

The following quality assurance/quality control (QA/QC) samples were collected at screen 1 during sampling:

- One field blank (FB): GW22-09-10539 (nonfiltered)
- Four duplicate QC samples: GW22-09-10542 and GW22-09-10543 were collected for the primary samples GW22-09-10547 and GW22-09-10548; GW22-09-10540 and GW22-09-10541 were collected for the primary samples GW22-09-10553 and GW22-09-10554
- Four trip blanks: GW22-09-10557, GW22-09-10555, GW22-09-10539, and GW22-09-10552

The following QA/QC samples were collected at screen 5 during sampling:

- Three equipment rinsate blanks: GW22-09-8554, GW22-09-8555, and GW22-09-8465
- Two FBs: GW33-08-8522 and GW22-09-8553
- Two duplicate QC samples: GW22-09-8543 was collected for the primary sample GW22-09-8498, and GW-09-8544 was collected for the primary sample GW22-09-8499
- Eight trip blanks: GW22-09-9618, GW22-09-9619, GW22-09-8537, GW22-09-8541, GW22-09-8566, GW22-09-8458, GW22-09-8459, and GW22-09-8542

3.1.2 Screening Analyses and Protocols

Screening analyses were performed on the groundwater samples at GGRL for the following analytes:

- Major anions
- Major cations
- Metals
- Sulfide
- Alkalinity
- Total organic carbon (TOC)

Groundwater samples were filtered before analyses for metals and major cations and anions. Aliquots of samples collected from R-22 screens 1 and 5 were filtered through 0.45-µm Geotech disposable filters. Nonfiltered primary and duplicate groundwater samples and FBs were also analyzed for major cations and metals. Samples were acidified with analytical-grade nitric acid to a pH of 2.0 or less for metal and major cation analyses. Nonfiltered samples collected for total sulfide analysis were preserved with a buffer consisting of sodium hydroxide, ethylenediaminetetraacetic acid, and ascorbic acid. Samples collected for TOC analysis were not filtered or acidified.

Screening groundwater samples were analyzed using techniques specified by the U.S. Environmental Protection Agency (EPA) methods for water analyses. Ion chromatography (IC) (EPA Method 300, Revision 2.1) was the analytical method for bromide, chloride, fluoride, nitrate, nitrite, oxalate, phosphate, and sulfate. Total sulfide was determined by ion selective electrode with a detection limit of 0.010 mg/L.

Inductively coupled (argon) plasma optical emission spectroscopy (ICPOES) (EPA Method 200.7, Revision 4.4) was used for analyses of dissolved aluminum, barium, boron, calcium, total chromium, iron, lithium, magnesium, manganese, potassium, silica, sodium, strontium, titanium, and zinc. Dissolved aluminum, antimony, arsenic, barium, beryllium, boron, cadmium, cesium, chromium, cobalt, copper, iron, lead, lithium, manganese, mercury, molybdenum, nickel, rubidium, selenium, silver, thallium, thorium, tin, vanadium, uranium, and zinc were analyzed by inductively coupled (argon) plasma mass spectrometry (ICPMS) (EPA Method 200.8, Revision 5.4). The precision limits (analytical error) for major ions and trace elements were generally less than ±7% using ICPOES and ICPMS. Total carbonate alkalinity was measured using standard titration techniques on nonfiltered samples as specified by EPA Method 310.1. Analyses of TOC were performed on groundwater samples collected during aquifer testing following EPA Method 415.1. Charge-balance errors for total cations and anions were generally less than ±6% for complete analyses of the above inorganic analytes. The negative cation-anion charge balance values indicate excess anions for the filtered samples.

3.2 Analytical Results

3.2.1 Screen 2, 3, and 4 Analytical Results

Field Parameters

Per the R-22 redevelopment Phase I fieldwork plan (LANL 2009, 106059), field parameters were measured at screens 2, 3, and 4 during the specific-capacity tests and results are shown in Table 3.2-1.

Screen 2 DO values ranged between 5.54 milligrams/liter (mg/L) and 6.37 mg/L and ORP values varied between 49.7 millivolts (mV) and 157.0 mV. Specific conductance varied from 147 microSiemens/centimeter (µS/cm) to 203 µS/cm and turbidity started at 23.4 nephelometric turbidity units (NTU) and decreased to 2.45 NTU.

Screen 3 DO values ranged between 2.50 mg/L and 4.90 mg/L, and ORP values were fairly steady at between 67.5 mV and 75.6 mV. Specific conductance varied from 147 µS/cm to 160 µS/cm and turbidity ranged between 30.0 NTU to 1.87 NTU.

At screen 4, DO values ranged between 2.1 mg/L and 6.2 mg/L, and ORP varied between 11.1 mV and 128.8 mV. Specific conductance varied from 280 µS/cm to 298 µS/cm and turbidity ranged between 13.6 NTU and 33.4 NTU.

3.2.2 Screen 1 Analytical Results

Field Parameters

The field parameters measured during Westbay sampling and 2009 redevelopment are provided in Table 3.2-2 and are shown in Figure 3.2-1. The following field parameters were measured during the 2009 redevelopment. Field pH varied slightly from 6.38 to 7.77; temperature varied from 17.79°C to 26.28°C. Specific conductance varied from 144 µS/cm to 203 µS/cm, and DO varied from 1.71 mg/L to 4.55 mg/L. Turbidity ranged from 1.81 NTU to 17.9 NTU. ORP measurements fluctuated from –149.5 mV to +93.5 mV. (The ORP measurements varied widely during sampling, while the DO values remained stable throughout, indicating that the ORP meter was probably malfunctioning while measurements were taken at screen 1.)

As shown in Figure 3.2-1, overall values for specific conductance were lower following the extended purging at screen 1 in comparison with samples collected from the Westbay system. Temperature, pH

and DO concentrations were essentially equivalent before and after the extended purging. Turbidity readings became more consistent after redevelopment and generally remained steady between 10 NTU and 15 NTU, in contrast to values before redevelopment that fluctuated from as low as 0.85 NTU to as high as 54.9 NTU.

Major Anions

Complete analytical results for GGRL screening analyses, including major anions, are shown in Table A-2 of Appendix A. Total carbonate alkalinity concentrations ranged from 105 milligrams calcium carbonate per liter ($mgCaCO_3/L$) to 121 $mgCaCO_3/L$ at screen 1 after redevelopment (Figure 3.2-2). These values are below the maximum background concentration of total carbonate alkalinity within the regional aquifer of 152 $mgCaCO_3/L$ (LANL 2007, 095817). Concentrations of total carbonate alkalinity show much more variability during the previous Westbay sampling before redevelopment.

Dissolved nitrite plus nitrate(N) concentrations varied from 0.47 mg/L to 0.89 mg/L at screen 1 during the purging This value is below the maximum background concentration for dissolved nitrate plus nitrite(N) of 1.05 mg/L within the regional aquifer (LANL 2007, 095817). In only two samples collected from screen 1 before the Phase I redevelopment, concentrations of this solute were lower (near 0 mg/L) (LANL 2007, 096330).

Dissolved chloride concentrations varied from 3.48 mg/L to 5.26 mg/L at screen 1 and were below the maximum background concentration of dissolved chloride (5.95 mg/L) in the regional aquifer (LANL 2007, 095817). A much higher degree of variability in dissolved chloride concentrations was observed during Westbay sampling.

Dissolved sulfate concentrations were 4.46 mg/L to 6.66 mg/L at screen 1 and were below the maximum background concentration for dissolved sulfate (8.63 mg/L) within the regional aquifer (LANL 2007, 095817). These concentrations were distinctly higher than the previously reported sulfate concentrations of less than 1 mg/L detected during the Westbay sampling (Figure 3.2-3), indicating increased oxidizing conditions at screen 1. Chloride concentrations parallel the sulfate trend and are slightly lower. Total sulfide concentrations were less than the analytical detection limit (0.01 mg/L), again indicating a more oxidizing environment (Table A-2).

TOC concentrations at screen 1 varied from 0.58 milligrams of carbon per liter (mgC/L) to 1.12 mgC/L at screen 1 (Figure 3.2-3 and Table A-2). The concentrations were less than the maximum background concentration in the regional aquifer of 1.37 mgC/L (LANL 2007, 095817). TOC levels ranged between approximately 6 mgC/L and 7 mgC/L before redevelopment in 2009. The much lower TOC concentrations indicate organic carbon in residual drilling fluid is no longer affecting the local geochemistry and representative regional aquifer water is entering the well.

Major Cations

Complete analytical results for all cations at screen 1 are shown in Table A-2 of Appendix A. Major cation concentrations for calcium, sodium, magnesium and potassium for both Westbay and 2009 redevelopment sampling are plotted in Figure 3.2-4. As the figure shows, dissolved concentrations of all four major cations were lower and much more consistent during the 2009 extended purging sampling than they were before purging.

Dissolved calcium concentrations decreased most notably; they ranged from 17.92 mg/L to 20.38 mg/L in 2009 versus between approximately 50 mg/L and 80 mg/L previously (LANL 2007, 096330). The 2009

values are below the maximum background concentration for dissolved calcium (41.70 mg/L) within the regional aquifer (LANL 2007, 095817).

Dissolved sodium concentrations also decreased, ranging from 11.67 mg/L to 12.93 mg/L at screen 1 during the 2009 pumping. These are well below the maximum background concentration of dissolved sodium (32.90 mg/L) within the regional aquifer (LANL 2007, 095817). Concentrations between 20 mg/L and 30 mg/L were measured previous to the extended purging effort (LANL 2007, 096330).

Trace Elements

Mean, median, and maximum background total dissolved iron concentrations are 19.32, 9.5, and 147 micrograms per liter (µg/L), respectively, within the regional aquifer (LANL 2007, 095817). Dissolved iron concentrations at screen 1 varied from 1419 µg/L to 3456 µg/L during 2009 extended pumping, approximately 10 times less than the concentrations measured previously (Figure 3.2-5, Table A-2), but still above the maximum background concentration for iron of 147 µg/L. The ratio of total iron to dissolved iron in groundwater samples collected from R-22 screen 1 remained fairly constant during the 2009 pumping.

Mean, median, and maximum background total dissolved manganese concentrations are 7.55 µg/L, 1.0 µg/L, and 124 µg/L, respectively, within the regional aquifer (LANL 2007, 095817). Total dissolved manganese concentrations varied from 42 µg/L to 135 µg/L during the 2009 pumping at screen 1, again a significant decrease in concentrations from those previously recorded (LANL 2007, 096330) (Figure 3.2-5, Table A-2). As with iron, the ratio of total manganese to dissolved manganese in groundwater samples collected from R-22 screen 1 was constant, providing additional evidence that oxidizing conditions were established as the pumping progressed.

Mean, median, and maximum background concentrations of total dissolved nickel are 2.14 µg/L, 0.50 µg/L, and 50 µg/L, respectively, within the regional aquifer (LANL 2007, 095817). Total and dissolved nickel concentrations measured at screen 1 decreased significantly during the 2009 pumping in comparison to samples collected previously (Figure 3.2-5, Table A-2). Dissolved nickel concentrations were consistently less than 10 µg/L in 2009, in contrast to previously reported concentrations that were about 10 times higher.

Although displaying an overall lower concentration trend, 2009 dissolved zinc concentrations fluctuated between 1.5 µg/L and 27 µg/L, whereas previous values showed a similar range in values—between 6 µg/L and 28 µg/L (LANL 2007, 096330) (Figure 3.2-5, Table A-2). Concentrations were below the background maximum concentration for total dissolved zinc (32 µg/L) in the regional aquifer (LANL 2007, 095817).

Perchlorate

Perchlorate data for screen 1 samples are provided in Table A-3 of Appendix A. Perchlorate was detected in all 17 of the screen 1 samples submitted for analysis at concentrations ranging between 0.206 µg/L and 0.287 µg/L (Table 3.2-3 and Table A-3), below the regional background concentration of 0.46 µg/L (LANL 2007, 095817). A graph was not prepared for perchlorate data because three previous Westbay samples were analyzed by EPA methods with detection limits between 2 µg/L and 4 µg/L and therefore cannot be correlated with the 2009 sampling data.

Volatile Organic Compounds

VOC data for screen 1 samples are provided in Table A-3 of Appendix A. Eleven samples from screen 1 were submitted to the off-site laboratory for VOC analysis. Two VOCs were reported as detected: chloromethane and toluene. The results are listed in Table 3.2-3 and are included in Table A-3 with off-site analytical results.

Chloromethane was reported at estimated concentrations below the 1 µg/L detection limit in two screen 1 samples. One primary sample with no associated duplicate reported an estimated concentration of 0.304 µg/L. One duplicate sample reported an estimated concentration of 0.461 µg/L; however, chloromethane was not detected (<1 µg/L) in the primary sample associated with the duplicate.

Toluene was detected in one primary sample (with no associated duplicate) at 1.78 µg/L. It was also reported at an estimated concentration of 0.296 µg/L in another sample; however, the duplicate for that sample did not contain detectable toluene at the detection limit of 1 µg/L.

Chloromethane and toluene have not been detected previously in screen 1 samples since the well was installed in 2001.

Data validation and verification. The VOC data set for R-22 samples was independently validated by Analytical Quality Associates, Inc. (AQA) of Albuquerque, New Mexico, using the Laboratory's procedures that are based on EPA's National Functional Guidelines for organic data review (http://www.epa.gov/superfund/programs/clp/guidance.htm#som). The volatile organic detections discussed above and shown in Table A-3 were fully validated by AQA, and the results were verified as detected. Additionally, a Laboratory chemist performed a focused validation to assess the reliability of these VOC data.

For all the detected volatile organic analytes, a field trip blank (FTB) was collected with each analytical data set or request. The FTB results for the request/target analytes detected in screen 1 were reported as not detected (<1 µg/L). None of the target analytes were detected in the laboratory method blank as well. The raw laboratory data were checked and both gas chromatograph peaks and the mass spectral data were evaluated as correct.

However, it should be noted that of the 11 samples from screen 1 submitted for VOC analysis, 9 samples did not report detectable concentrations of the two VOCs. Of the four reported detections, both chloromethane results and one toluene result were estimated at concentrations below the 1 µg/L detection limit; one toluene concentration was slightly above the detection limit at 1.78 µg/L. Additionally, a number of Laboratory groundwater summary reports submitted to NMED have reported low-level organic compound detections that occur sporadically and probably result from sampling or analytical activities.

Tritium

Tritium data for screen 1 samples are provided in Table A-3 of Appendix A and shown in Figure 3.2-6. Seven samples from screen 1 were submitted to the University of Miami for low-level tritium analysis. Final low-level results have been received for three samples, and they are reported as nondetected (Table A-3). Low-level tritium results are qualified as not detected if they are less than or equal to 3 times the 1-sigma total propagated uncertainty (TPU), which equated to 0.86211 pCi/L in the University of Miami data set.

Four of the samples had not been analyzed for low-level tritium by the time this report was issued, but direct counts had been measured for those samples, and they were also reported as not detected, indicating the final results will probably also be not detected. Final low-level results will be transmitted to NMED when they are available.

Before the Phase I redevelopment, tritium had been reported at concentrations between approximately 2 pCi/L and 4 pCi/L in samples collected from screen 1 (Figure 3.2-6).

3.2.3 Screen 5 Analytical Results

Field Parameters

The field parameters measured during 2009 redevelopment are provided in Table 3.2-4. Figure 3.2-7 shows the 2009 field parameters with Westbay sampling measurements. Field pH varied slightly from 7.79 to 8.06 and temperature varied from 22.30°C to 26.36°C. Specific conductance varied from 191 µS/cm to 251 µS/cm, and DO varied from 2.74 mg/L to 4.66 mg/L. Turbidity varied from 0.22 NTU to 1.47 NTU, and ORP measurements varied from 64.1 mV to 200.7 mV. Groundwater pumped from screen 5 is relatively oxidizing, based on positive ORP and DO measurements, as shown in Figure 3.2-7 and presented in Table 3.2-4.

Field-measured turbidity and DO values show greater variation during previous Westbay sampling from 2001 to 2008 at screen 5 than those measured after extended purging in 2009. Specific conductance was slightly higher during Westbay sampling in comparison to field measurements taken at screen 5 after extended purging. Field pH values remained essentially the same before and after the 2009 purging.

Major Anions

Complete analytical results for GGRL screening analyses, including major anions, are presented in Table B-2 of Appendix B. Concentrations of total carbonate alkalinity varied from 105 mg$CaCO_3$/L to 108 mg$CaCO_3$/L at screen 5, which are below the maximum background concentration for total carbonate alkalinity within the regional aquifer of 152 mg$CaCO_3$/L (LANL 2007, 095817). Concentrations of total carbonate alkalinity show a great deal more variability during the previous Westbay sampling (Figure 3.2-8).

Dissolved concentrations of nitrite plus nitrate(N) varied from 0.27 mg/L to 0.37 mg/L at screen 5 during the 2009 pumping (Figure 3.2-8). This is below the background maximum for dissolved nitrate plus nitrite(N) of 1.05 mg/L within the regional aquifer (LANL 2007, 095817). Concentrations of this solute were near or at 0 mg/L during the previous Westbay sampling at screen 5 (LANL 2007, 096330).

Dissolved sulfate concentrations were between 4.90 mg/L and 5.12 mg/L at screen 5 and are below the maximum background concentration for dissolved sulfate (8.63 mg/L) within the regional aquifer (LANL 2007, 095817). Dissolved sulfate concentrations measured before the 2009 extended purging averaged approximately 1 mg/L, versus the approximately 5 mg/L measured after purging, indicating an increased oxidizing environment (Figure 3.2-8). Total sulfide concentrations were less than analytical detection (0.010 mg/L), also indicating oxidizing conditions.

Dissolved chloride concentrations varied from 4.29 mg/L to 4.56 mg/L at screen 5, below the maximum background concentration of dissolved chloride (5.95 mg/L) in the regional aquifer (LANL 2007, 095817). A higher degree of variability in dissolved chloride concentrations was observed during Westbay sampling.

TOC concentrations varied from 0.27 mgC/L to 0.57 mgC/L at screen 5 during the 2009 pumping (Table B-2 and Figure 3.2-9). The concentrations are less than the maximum background concentration in the regional aquifer of 1.37 mgC/L (LANL 2007, 095817). Concentrations measured in the previous Westbay sampling ranged between approximately 2 mgC/L and 13 mgC/L. The low concentrations of TOC measured in 2009 indicate organic carbon in residual drilling fluid is no longer affecting screen 5 results and regional aquifer groundwater is now being sampled at screen 5.

Major Cations

Complete analytical results for all cations at screen 5 are presented in Table B-2 of Appendix B. Major cation concentrations for calcium, sodium, magnesium and potassium for both Westbay and 2009 redevelopment sampling are plotted in Figure 3.2-10. Calcium and sodium are the dominant cations present in the regional aquifer at screen 5. During the 2009 pumping tests, dissolved calcium concentrations ranged from 13.22 mg/L to 17.29 mg/L at screen 5, showing minor variability. Higher concentrations of calcium are evident during earlier Westbay sampling at screen 5 (Figure 3.2-10) (LANL 2007, 096330). The 2009 values are below the maximum background dissolved calcium concentration (41.70 mg/L) within the regional aquifer (LANL 2007, 095817).

Dissolved sodium concentrations ranged from 14.64 mg/L to 17.80 mg/L at screen 5 during the 2009 pumping and are also below the maximum background dissolved sodium concentration (32.90 mg/L) within the regional aquifer (LANL 2007, 095817). Slightly higher concentrations of dissolved sodium were measured during the earlier Westbay sampling (LANL 2007, 096330).

Trace Elements

Mean, median, and maximum background concentrations of total dissolved iron are 19.32 µg/L, 9.50 µg/L, and 147 µg/L, respectively, within the regional aquifer (LANL 2007, 095817). Total dissolved concentrations of iron varied from 10 µg/L to 95 µg/L during the May 2009 purging at screen 5 (Figure 3.2-11, Table B-2). The ratio of total iron to dissolved iron in groundwater samples collected from screen 5 remained fairly constant during pumping. Dissolved iron concentrations were higher and varied considerably more during Westbay sampling at screen 5 (LANL 2007, 096330).

Mean, median, and maximum background concentrations of total dissolved manganese are 7.55, 1.0, and 124 µg/L, respectively, within the regional aquifer (LANL 2007, 095817). Total dissolved manganese concentrations varied from 33.8 µg/L to 241 µg/L during the June 2009 pumping at screen 5 (Figure 3.2-11, Table B-2). Concentrations of dissolved manganese were considerably higher during previous Westbay sampling at screen 5 (LANL 2007, 096330).

Mean, median, and maximum background concentrations of total dissolved nickel are 2.14 µg/L, 0.50 µg/L, and 50 µg/L, respectively, within the regional aquifer (LANL 2007, 095817). Total and dissolved concentrations of nickel measured at screen 5 during earlier Westbay sampling and during the May 2009 pumping are plotted in Figure 3.2-11. As shown in this figure, dissolved concentrations of nickel ranged between 10 µg/Land 46 µg/L during previous Westbay sampling and decreased significantly to between 1µg/L and 2 µg/L during the May 2009 pumping test (Table B-2, Figure 3.2-11).

Dissolved concentrations of zinc varied from 2.58 µg/L to 10.05 µg/L during the 2009 pumping at screen 5 (Figure 3.2-11, Table B-2) and were below the maximum background concentration of dissolved zinc (32 µg/L) in the regional aquifer (LANL 2007, 095817). Dissolved zinc concentrations showed much greater variability and fluctuated between 3.53 µg/L and 50.04 µg/L during previous Westbay sampling at R-22 screen 5 (LANL 2007, 096330).

Perchlorate

Perchlorate data for screen 5 samples are provided in Table B-3 of Appendix B. Perchlorate was detected in the screen 5 samples at concentrations ranging between 0.236 µg/L and 0.319 µg/L (Table 3.2-5), which were below the regional background concentration of 0.46 µg/L (LANL 2007, 096330). A graph was not prepared for perchlorate data because two previous Westbay samples were analyzed by an EPA method with a detection limit of 4 µg/L and therefore cannot be correlated with the 2009 sampling data.

Volatile Organic Compounds

VOC data for screen 5 samples are provided in Table B-3 of Appendix B. Three VOCs were reported in screen 5 samples: chloromethane at 0.363 µg/L (estimated); carbon disulfide at 1.98 µg/L (estimated); and toluene at 0.493 µg/L (estimated), 1.95 µg/L, and 6.86 µg/L (Table 3.2-5). The estimated concentrations are below the VOC detection limit of 1 µg/L. Chloromethane and carbon disulfide have not been detected in any screen 5 samples since 2001; toluene has been reported in 12 samples since that time, all at low-level, estimated concentrations ranging between 0.272 µg/L and 0.79 µg/L.

Data validation and verification. The VOC data set for R-22 samples was independently validated by AQA using Laboratory procedures that are based on EPA's National Functional Guidelines for data review. The volatile organic detections listed above and shown in Table B-3 were fully validated by AQA, and the results were verified as detected. Additionally, a Laboratory chemist performed a focused validation to assess the reliability of these VOC data.

For all the detected volatile organic analytes, an FTB was collected with each analytical data set or request. The FTB results for the request/target analytes detected in screen 5 were reported as not detected (<1 µg/L). An FB was also collected for the group of samples, including the one that reported an estimated concentration of 0.363 µg/L. The FB results for the target analytes were also reported as not detected. None of the target analytes were detected in the laboratory method blank as well. The raw laboratory data were checked, and both gas chromatograph peaks and the mass spectral data were evaluated as correct.

However, it should be noted that of the 22 samples from screen 5 that were submitted for VOC analysis, 17 of the samples did not report detectable concentrations of the three VOCs. Of the five reported detections, one toluene result, as well as the carbon disulfide and chloromethane results, were estimated concentrations below the 1 µg/L detection limit. Additionally, a number of Laboratory groundwater summary reports submitted to NMED have reported low-level organic compound detections that occur sporadically and probably result from sampling or analytical activities.

Tritium

Tritium data for screen 5 samples are provided in Table B-3 of Appendix B. Final low-level tritium results have been received for all screen 5 samples. It was not detected in any of the 31 samples submitted to the University of Miami. Tritium had been previously detected at concentrations between approximately 4 pCi/L and 18 pCi/L in samples collected before the Phase I redevelopment (Figure 3.2-12).

For the University of Miami analyses, low-level tritium results were qualified as not detected if the results were less than or equal to 3 times the 1-sigma TPU, which equated to a concentration of 0.86211 pCi/L.

4.0 UPDATED WELL SCREEN ANALYSIS

4.1 Screen 1

4.1.1 Previous Results

Analytical results obtained from screen 1 were evaluated for representativeness and reliability following geochemical protocols established by the Laboratory (LANL 2007, 096330) and approved by NMED (2007, 096915).

Groundwater samples previously collected from screen 1 during 14 sampling rounds from 2001 to 2007 with the Westbay system had well screen scores that varied from 40.6% to 54.8%, with an average score of 44% (LANL 2007, 096330). The test scores for these 2007 and earlier samples had 14 to 20 analytes or general indicators per sampling event that failed the geochemical criteria, consisting of 35 to 41 individual tests. Some of the analytes that did not meet the well screen criteria during one or more sampling rounds at screen 1 included total carbonate alkalinity, total Kjeldahl nitrogen (TKN), nitrate plus nitrite(N), calcium, strontium, iron, manganese, nickel, sulfate, TOC, uranium, and other solutes (LANL 2007, 096330).

Additional sampling at R-22 was conducted in 2008 and early 2009 (LANL 2009, 106115), and groundwater data collected during this period did not vary significantly compared with the analytical results from 2001 to 2007. Therefore, the 2008 and early 2009 data from R-22 screen 1 are not included in this well screen analysis.

4.1.2 Updated Well Screen Analysis

Results of the R-22 screen 1 analysis using results obtained during the 2009 pumping tests are provided in Table A-4 of Appendix A. Four filtered and nonfiltered sample pairs collected from R-22 screen 1 were selected for the well screen analysis presented in this section. These selected samples provide a range of coverage of samples analyzed during the 2009 pumping tests.

A well screen analysis of the 2009 screen 1 data shows scores ranging from 86% to 89% based on 35 criteria (Table A-4). Concentrations of dissolved iron and magnesium exceed the upper threshold limits of 147 µg/L and 4.2 mg/L, respectively, in all 17 samples collected from screen 1. However, the 2009 score is a significant improvement over the previous well screen analysis score for samples collected from 2001 to 2007 (LANL 2007, 096330).

Four chemicals were not evaluated in the updated well screen analysis: acetone, TKN, ammonia, and perchlorate because (1) during the 2009 redevelopment work, groundwater samples were not analyzed for acetone, TKN, and ammonia; and (2) perchlorate data from the liquid chromatography mass spectrometry/mass spectrometry (LCMS/MS) method were not yet available.

4.1.3 Geochemical Comparison of Westbay and 2009 Extended Purging Samples

A geochemical comparison of multiple analytes was performed on the R-22 screen 1 analytical results to evaluate the sampling methods using Westbay equipment and a submersible pump. This comparison included analytical results for 14 screen 1 Westbay sampling events from March 13, 2001, to September 19, 2007.

Groundwater chemistry significantly improved during the 2009 pumping test at screen 1 as evidenced by lower concentrations of major ions and trace elements. Concentrations of total carbonate alkalinity, TOC,

and dissolved concentrations of barium, calcium, iron, magnesium, manganese, nickel, sodium, strontium, and other solutes were higher and showed more variability in samples collected using Westbay equipment in comparison with those collected during the June and July 2009 extended pumping tests.

Groundwater from screen 1 during the extended pumping test is relatively oxidizing with stabilized DO concentrations between 1.71 mg/L to 4.55 mg/L, within the range of average background DO concentrations in the regional aquifer of approximately 2 mg/L to 6 mg/L. TOC concentrations in screen 1 are below 1.15 mgC/L, less than the regional aquifer background concentration of 1.37 mg/L.

Tritium concentrations ranged from 2.01 pCi/L to 3.29 pCi/L during the previous Westbay sampling conducted at R-22 screen 1 from 2001 to 2007 and were not detectable (0.68211 pCi/L) in three samples collected during the 2009 pumping test.

These data indicate the 2009 redevelopment activities resulted in representative regional aquifer groundwater being drawn into screen 1 and the groundwater does not contain tritium.

4.2 Screen 5

4.2.1 Previous Results

Groundwater samples collected from 12 sampling rounds from 2001 through 2007 at screen 5 have scores generally increasing from 41.2% to 58.8% over time with an average score of 52% (LANL 2007, 096330). The test scores for the Westbay analytical results at screen 5 showed 13 to 20 analytes or general indicators per sampling event that failed the geochemical criteria, consisting of 36 to 41 individual tests. Some of the analytes that did not meet the well screen criteria during one or more sampling rounds at screen 5 included turbidity, total carbonate alkalinity, calcium, TKN, iron, manganese, nitrate plus nitrite(N), sulfate, strontium, TOC, uranium, and other solutes (LANL 2007, 096330).

4.2.2 Updated Well Screen Analysis

A well screen analysis of the 2009 screen 5 data show scores ranging from 91% to 97% based on 35 criteria (Table B-4). Concentrations of dissolved chloride exceeded the upper threshold limits of 3.6 mg/L in all samples collected from screen 5.

Four chemicals were not evaluated in the updated well screen analysis: acetone, TKN, ammonia, and perchlorate because (1) in the 2009 redevelopment work, groundwater samples were not analyzed for acetone, TKN, and ammonia; and (2) perchlorate data from the LCMS/MS method were not yet available.

4.2.3 Geochemical Comparison of Westbay and 2009 Extended Purging Samples

A geochemical comparison of multiple analytes was performed on the R-22 screen 5 analytical results to evaluate sampling methods using Westbay equipment and a submersible pump. This comparison included analytical results for 12 screen 5 Westbay sampling events from March 6, 2001, to September 17, 2007.

Concentrations of total carbonate alkalinity, TOC, and dissolved concentrations of barium, calcium, iron, magnesium, manganese, nickel, sodium, strontium, and other solutes were higher and showed more variability in samples collected using Westbay equipment in comparison with those collected during the May 2009 pumping tests.

Groundwater from screen 5 during the 2009 extended pumping is relatively oxidizing with positive ORP measurements and measurable DO (above 3.70 mg/L) and dissolved concentrations of iron and manganese generally less that 20 µg/L and 70 µg/L, respectively. TOC concentrations less than 0.60 mgC/L also support the presence of oxidizing conditions dominating at screen 5 during the 2009 pumping.

Low-level tritium was not detected in the 31 groundwater samples collected from screen 5 during the 2009 pumping, whereas during the Westbay sampling (2001 to 2007), its concentrations ranged between 3.55 pCi/L and 18.49 pCi/L. These results indicate tritium was probably introduced from another source during or after drilling, and the extended pumping at screen 5 during 2009 redevelopment activities has drawn in representative regional aquifer groundwater that does not contain tritium.

5.0 SUMMARY AND CONCLUSIONS

5.1 Summary and Deviations

The R-22 Phase I redevelopment was successfully completed and the fieldwork plan objectives were accomplished as follows.

- Tritium is no longer detectable at screen 5 after over 78,000 gal. of water was purged; it was probably introduced into the screen 5 water-bearing zone during or after drilling, and purging a large volume of water has removed it, and allowed representative regional aquifer groundwater to enter the screen. (Tritium is also no longer detectable at screen 1 as a result of the redevelopment activities.)
- Specific-capacity tests were successfully conducted on all five water-bearing zones at R-22 as well as the open hole.
- Attempts were made to minimize the time the well bore was open without packers between the screened zones. However, problems extricating the stuck Westbay sampling system in the first stage of the project resulted in unanticipated, unavoidable open hole conditions.
- Data were successfully collected and have been analyzed to aid in determining possible Phase II options.

Deviations from the Phase I redevelopment are included in Table 5.1-1. These include deviations from both field work and sampling.

5.2 Conclusions

The results of the Phase I redevelopment activities are summarized as follows.

Specific-capacity testing and extended purging results

- Specific-capacity testing at the individual screens yielded the following specific capacities, given in gpm/ft: 0.02 in screen 1, 0.06 in screens 2 and 4, 0.006 in screen 3, 0.17 in screen 5, and 0.44 to 0.98 in the open hole.
- The expected specific capacities for screens 1 and 2 were higher than anticipated but are probably overestimates of the long-term downward flux from those zones because of diminishing yield over time.

- Approximately 3500 gal. was purged from screen 1, and approximately 78,500 gal. was removed from screen 5 during redevelopment.
- The water-bearing zone at screen 1 was able to sustain 9 d of low-flow pumping at 0.18 gpm, indicating it may be a viable monitoring zone if a packer and a special low-flow sampling system are installed.

Analytical results

- In general, concentrations of cations, TOC, and trace elements for both screens 1 and 5 are lower and more stable following the redevelopment pumping.
- Increased sulfate concentrations compared with those measured before redevelopment, nondetected sulfide concentrations, stable DO concentrations, and stable total to dissolved iron and manganese concentrations indicate oxidizing conditions typical of regional aquifer groundwater are present at screens 1 and 5.
- Tritium was not detected at screens 1 and 5 in samples collected during redevelopment; in contrast, it has been present in both screens over the life of the well. This finding suggests that extended purging has removed tritium that apparently had been introduced during or after drilling.
- Perchlorate was present in all samples from both screens at concentrations below the maximum background concentration in regional aquifer groundwater.
- Eleven samples from screen 1 were submitted for VOC analyses. Low-level concentrations (<1 µg/L detection limit) of chloromethane were reported in two samples (one sample was a duplicate, and chloromethane was not detected in its associated primary sample). Toluene was reported at an estimated concentration less than the detection limit in one sample and at 1.78 µg/L in another.

  Twenty-two samples from screen 5 were submitted for VOC analyses. Low-level concentrations (<1 µg/L detection limit) of chloromethane and carbon disulfide were reported in two separate samples. Toluene was reported at an estimated concentration less than the detection limit in one sample and at 1.95 µg/L and 6.86 µg/L in two others.

Updated well screen analysis results

- The well screen analysis score for screen 1 groundwater increased from an average of 44% in 2007 to an average of 88% in 2009. The 2009 score was negatively affected by dissolved iron and magnesium concentrations that exceeded established threshold values.
- The well screen analysis score for screen 5 groundwater increased from an average of 52% in 2007 to an average of 96% in 2009. The 2009 score was lowered from 100% because chloride concentrations exceeded threshold values.

In conclusion, extended pumping has improved groundwater chemistry and water quality at R-22 screens 1 and 5 and has negated residual drilling fluid or cross-communication effects by drawing representative regional aquifer groundwater into the well screens.

6.0 REFERENCES

The following list includes all documents cited in this report. Parenthetical information following each reference provides the author(s), publication date, and ER ID. This information is also included in text citations. ER IDs are assigned by the Environmental Programs Directorate's Records Processing Facility

(RPF) and are used to locate the document at the RPF and, where applicable, in the master reference set.

Copies of the master reference set are maintained at the NMED Hazardous Waste Bureau and the Directorate. The set was developed to ensure that the administrative authority has all material needed to review this document, and it is updated with every document submitted to the administrative authority. Documents previously submitted to the administrative authority are not included.

Ball, T., M. Everett, P. Longmire, D. Vaniman, W. Stone, D. Larssen, K. Greene, N. Clayton, and S. McLin, February 2002. "Characterization Well R-22 Completion Report," Los Alamos National Laboratory report LA-13893-MS, Los Alamos, New Mexico. (Ball et al. 2002, 071471)

Kruseman, G.P., N.A. de Ridder, and J.M. Verweij, 1991. Excerpted page from *Analysis and Evaluation of Pumping Test Data*, International Institute for Land Reclamation and Improvement, Netherlands. (Kruseman et al. 1991, 106681)

LANL (Los Alamos National Laboratory), May 2007. "Groundwater Background Investigation Report, Revision 3," Los Alamos National Laboratory document LA-UR-07-2853, Los Alamos, New Mexico. (LANL 2007, 095817)

LANL (Los Alamos National Laboratory), May 2007. "Well Screen Analysis Report, Revision 2," Los Alamos National Laboratory document LA-UR-07-2852, Los Alamos, New Mexico. (LANL 2007, 096330)

LANL (Los Alamos National Laboratory), January 2009. "Fieldwork Plan for R-22 Well Rehabilitation and Conversion," Los Alamos National Laboratory document LA-UR-09-0311, Los Alamos, New Mexico. (LANL 2009, 105267)

LANL (Los Alamos National Laboratory), April 2009. "Fieldwork Plan for R-22 Well Redevelopment, Phase I," Los Alamos National Laboratory document LA-UR-09-1669, Los Alamos, New Mexico. (LANL 2009, 106059)

LANL (Los Alamos National Laboratory), May 2009. "2009 Interim Facility-Wide Groundwater Monitoring Plan," Los Alamos National Laboratory document LA-UR-09-1340, Los Alamos, New Mexico. (LANL 2009, 106115)

NMED (New Mexico Environment Department), May 25, 2007. "Notice of Approval, Well Screen Analysis Report, Revision 2," New Mexico Environment Department letter to D. Gregory (DOE-LASO) and D. McInroy (LANL) from J.P. Bearzi (NMED-HWB), Santa Fe, New Mexico. (NMED 2007, 096915)

NMED (New Mexico Environment Department), May 15, 2009. "Approval with Modification, Work Plan for R-22 Well Redevelopment, Phase 1," New Mexico Environment Department letter to D. Gregory (DOE-LASO) and D. McInroy (LANL) from J.P. Bearzi (NMED-HWB), Santa Fe, New Mexico. (NMED 2009, 106022)

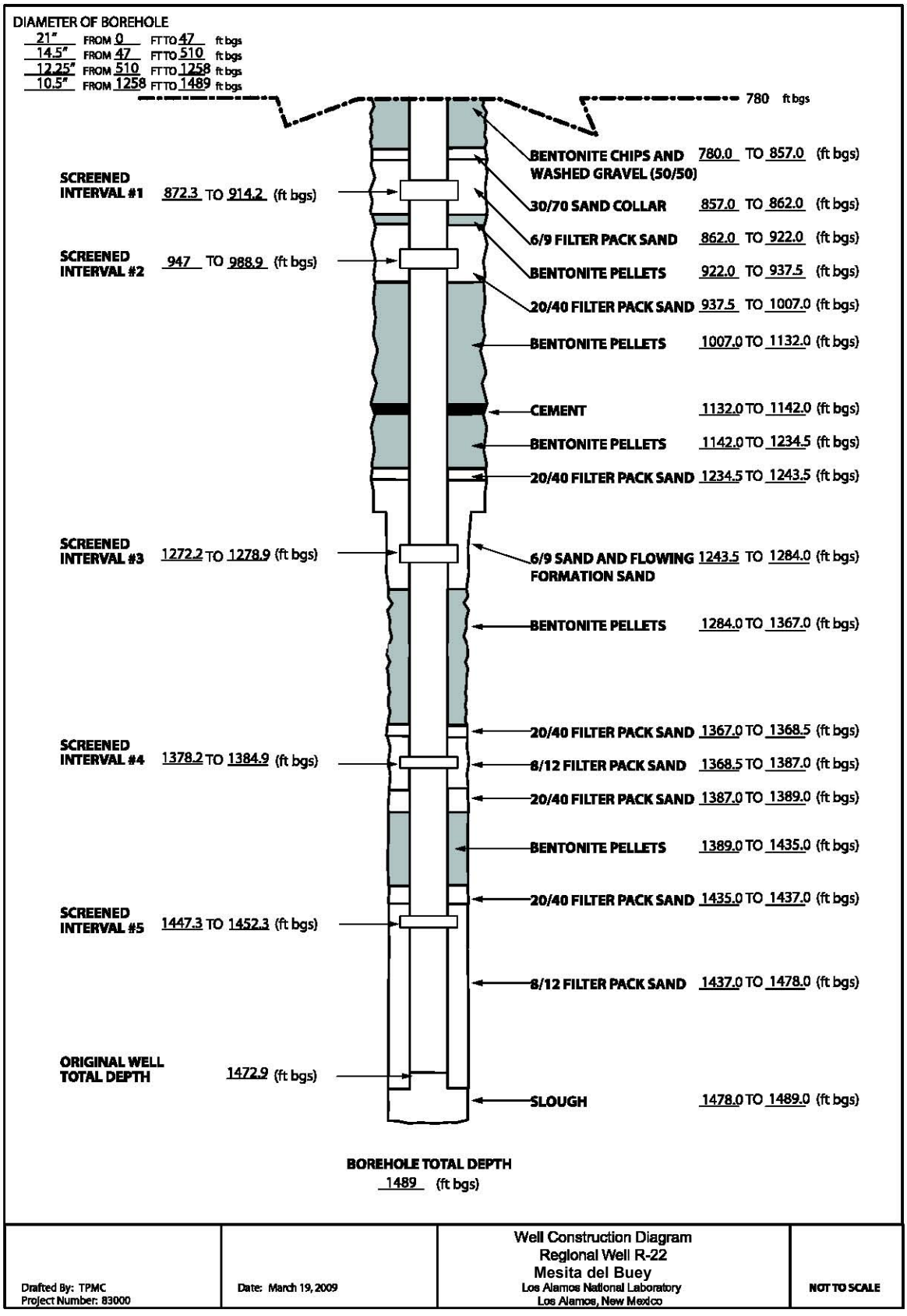

Figure 1.2-1 Well R-22 construction diagram (Ball et al. 2002, 071471)

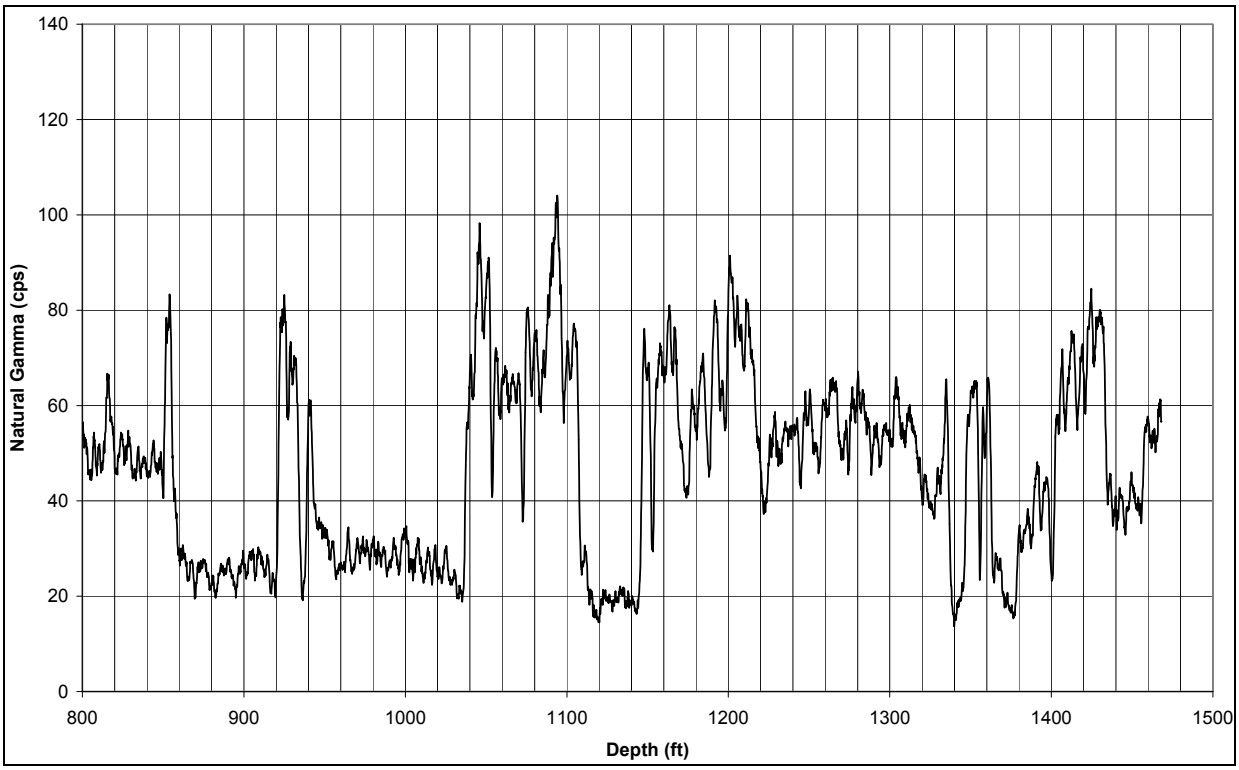

Figure 2.2-1 Gamma ray log of May 12, 2009, run at well R-22

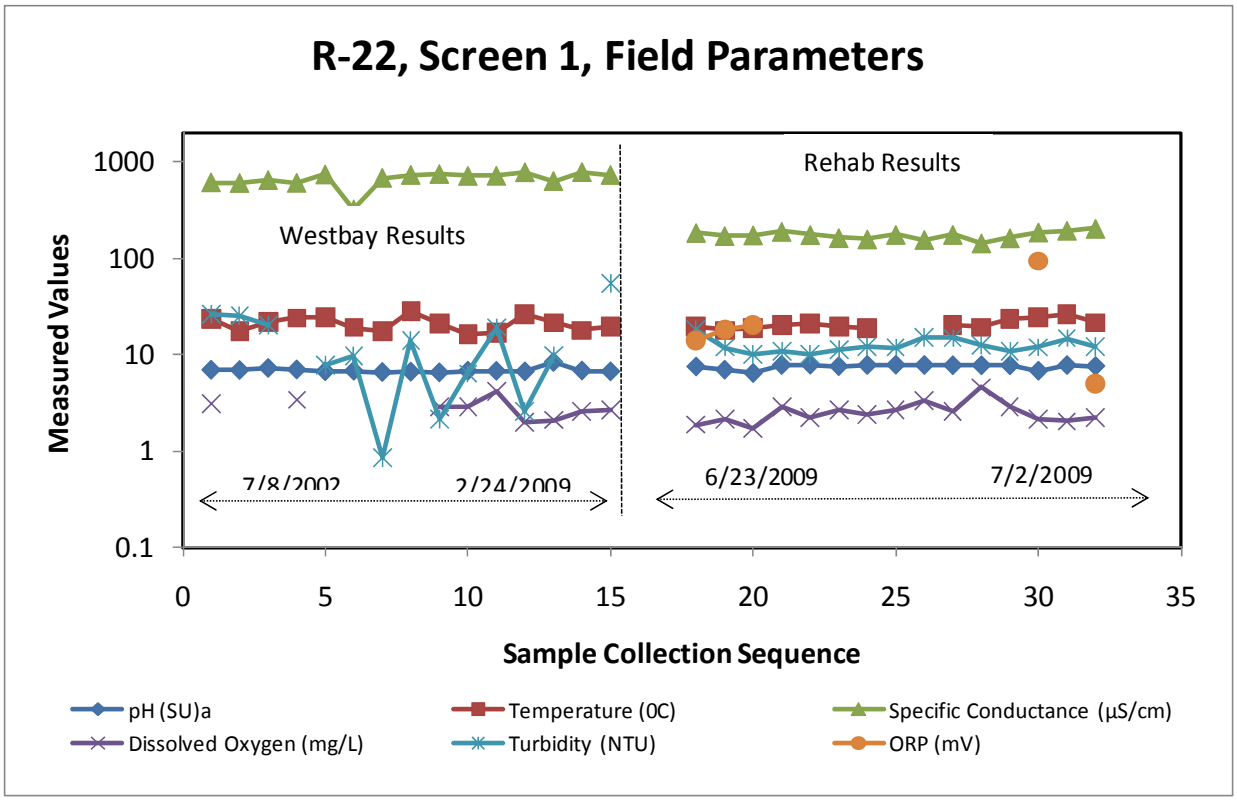

Figure 3.2-1 Field parameters at R-22 screen 1 over time

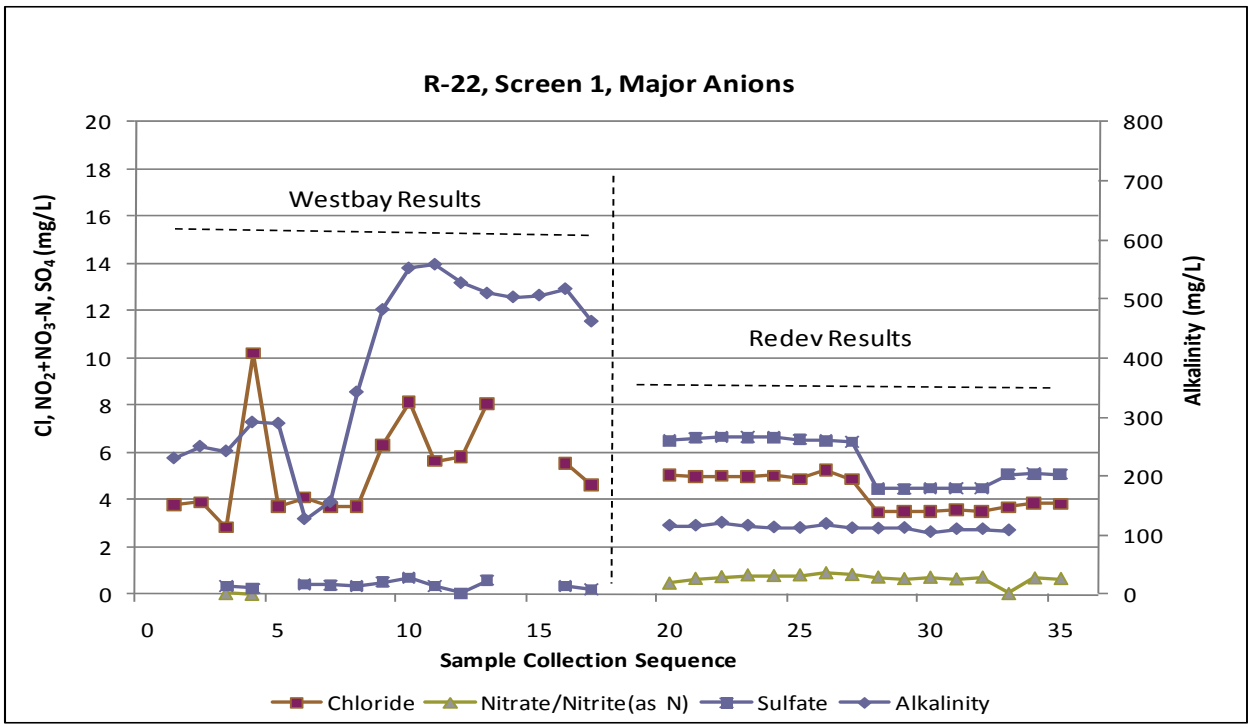

Note: Total carbonate alkalinity (CO_3^{2-}+HCO_3^-), chloride (Cl^-), sulfate (SO_4^{2-}), nitrite+nitrate (as N) (NO_2^-+NO_3^-–N) during characterization sampling using Westbay equipment (March 2001–September 2008) and during redevelopment (June and July 2009).

Figure 3.2-2 Major anions at screen 1 over time

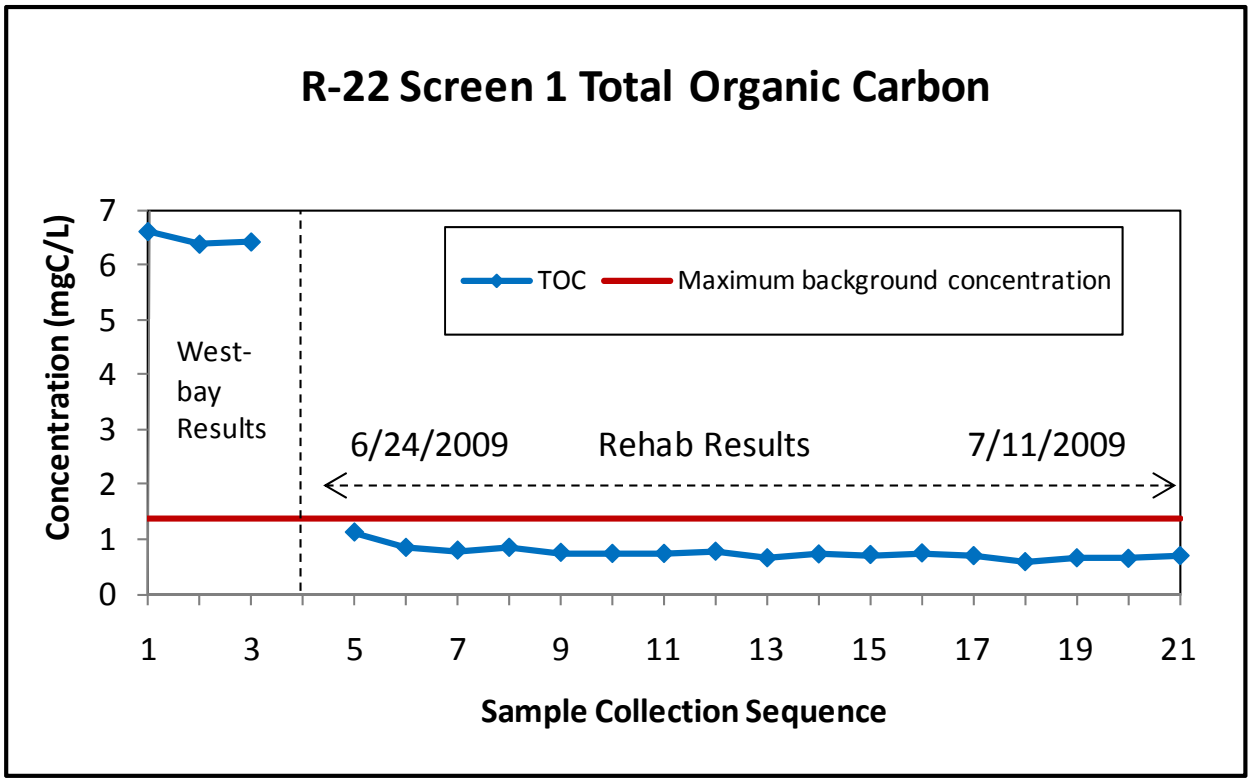

Figure 3.2-3 TOC concentrations at screen 1 over time

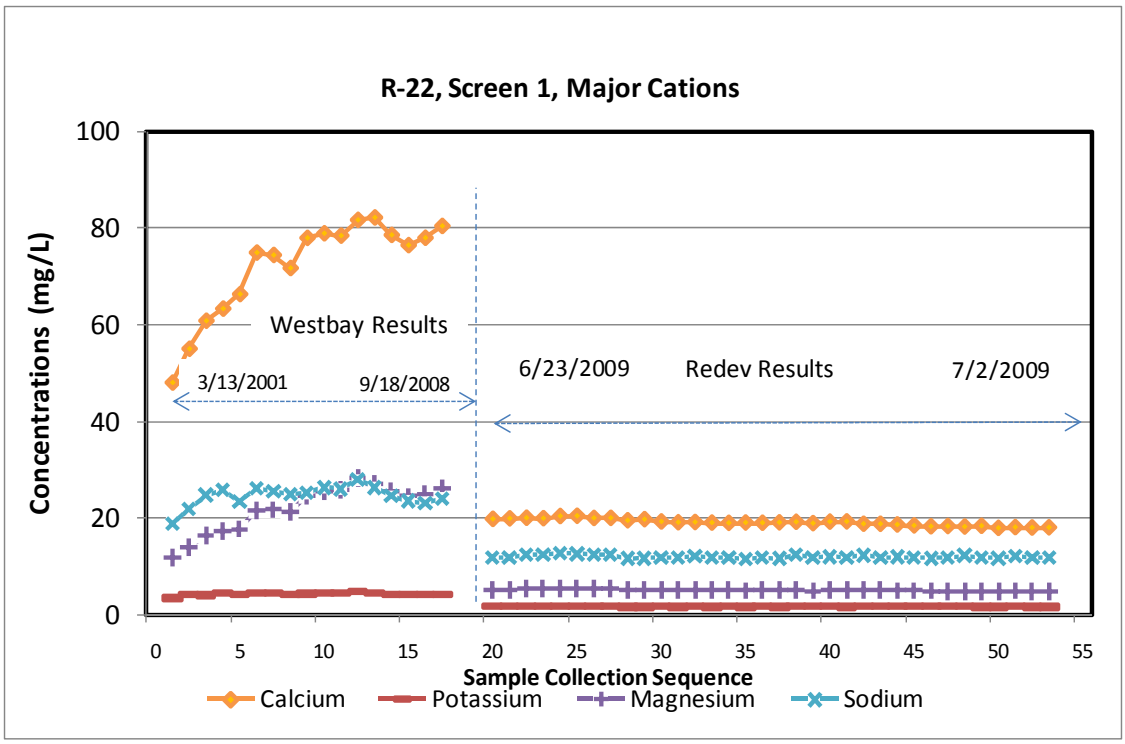

Note: Calcium (Ca^{2+}), potassium (K^{+}), sodium (Na^{+}), and magnesium (Mg^{2+}) concentrations during characterization sampling using Westbay equipment (March 2001–September 2008) and during redevelopment (June and July 2009).

Figure 3.2-4 Major cations at screen 1 over time

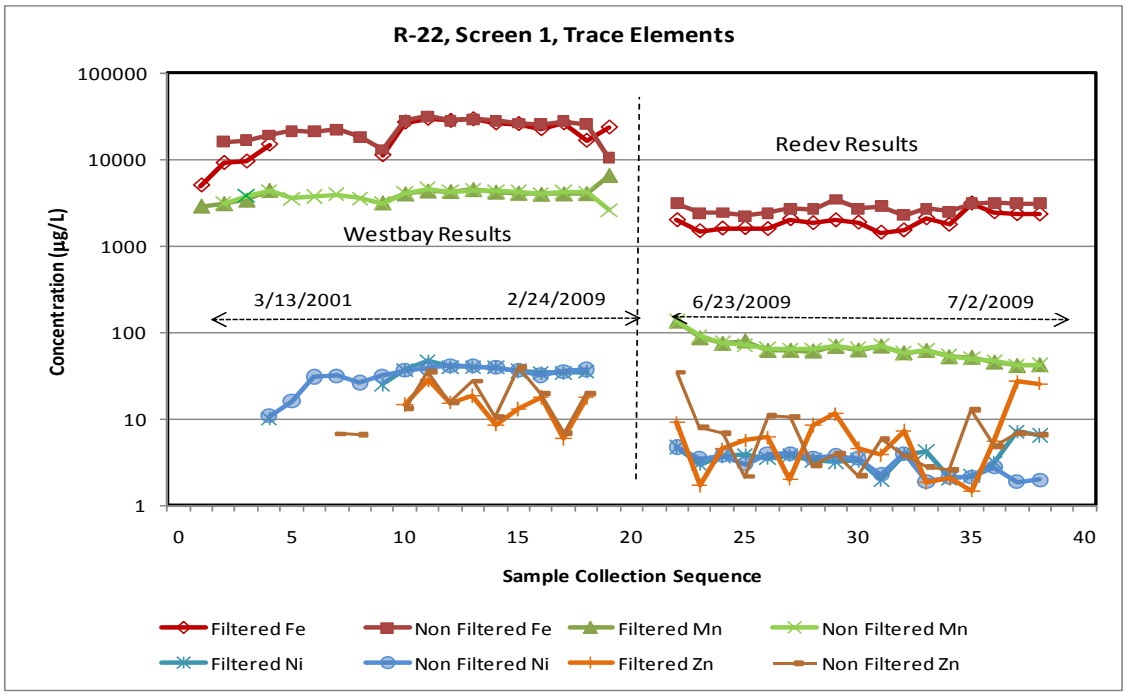

Note: Dissolved (filtered) and total (nonfiltered) concentrations of iron (Fe), manganese (Mn), nickel (Ni), and zinc (Zn) during characterization sampling using Westbay equipment (March 2001–September 2008) and during redevelopment (June and July 2009).

Figure 3.2-5 Trace elements at screen 1 over time

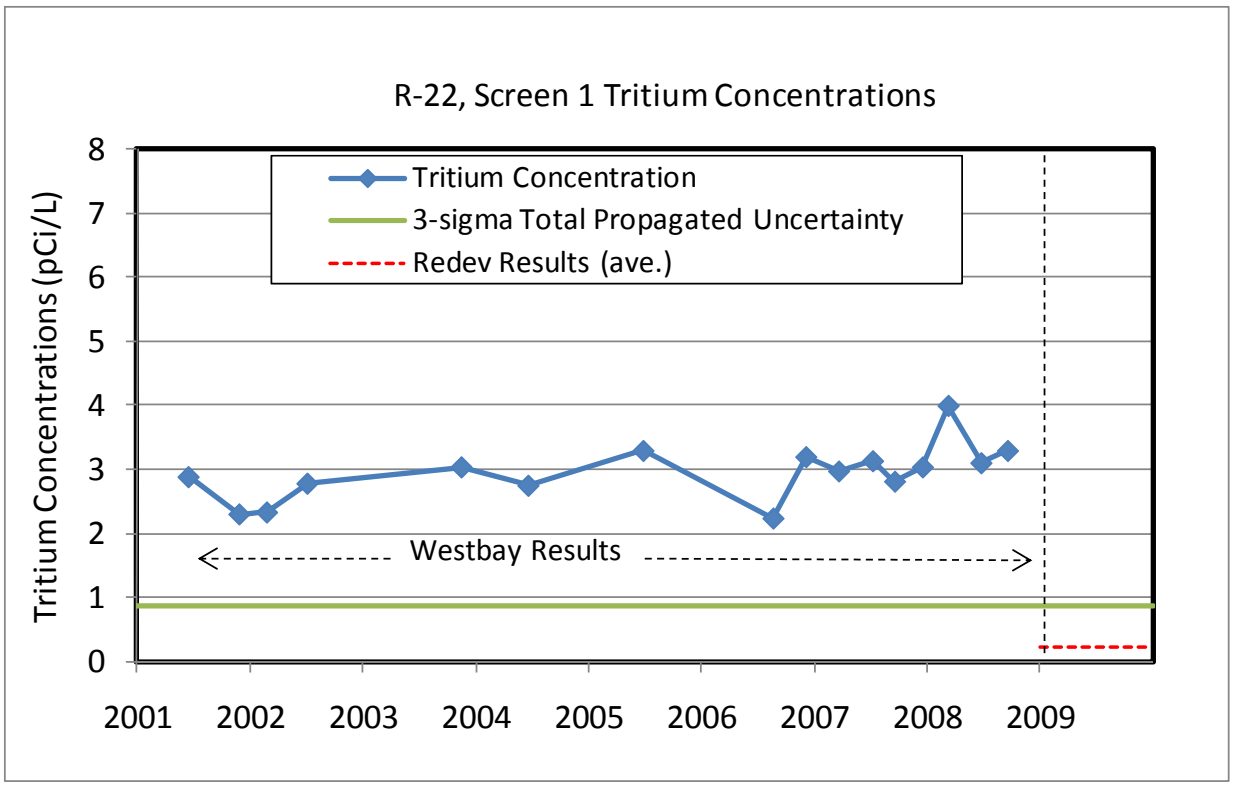

Note: Redevelopment samples were collected between June 23 and July 2, 2009.

Figure 3.2-6 Tritium concentrations at screen 1 over time

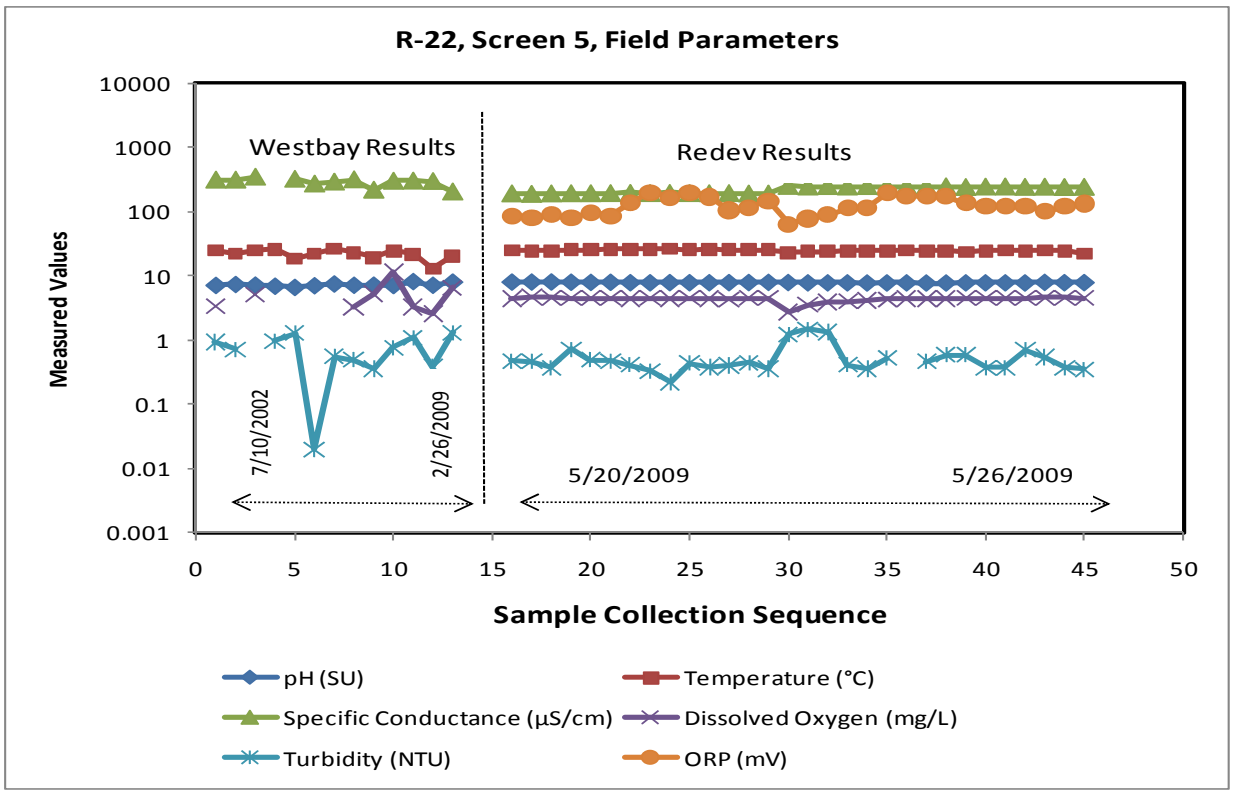

Figure 3.2-7 Field parameters at screen 5 over time

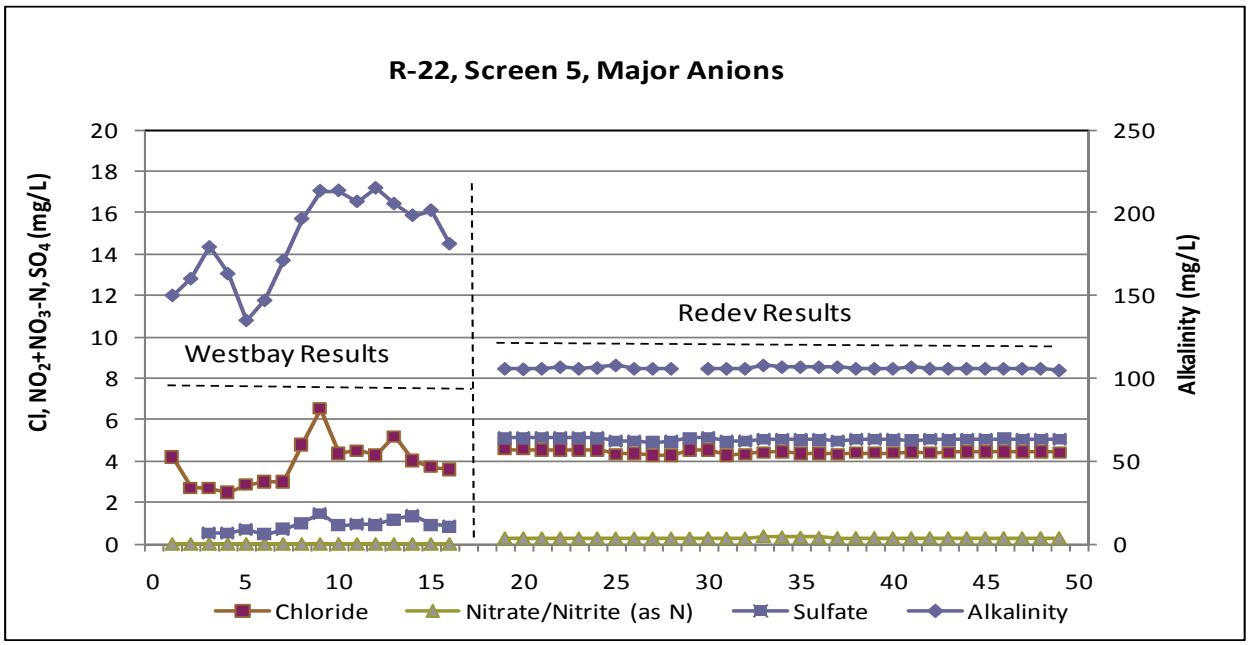

Note: Total carbonate alkalinity (CO_3^{2-} + HCO_3^-), chloride (Cl^-), sulfate (SO_4^{2-}), nitrite+nitrate (as N) (NO_2^-+NO_3^-–N) during characterization sampling using Westbay equipment (March 2001–September 2008) and during redevelopment (May 2009).

Figure 3.2-8 Major anions at screen 5 over time

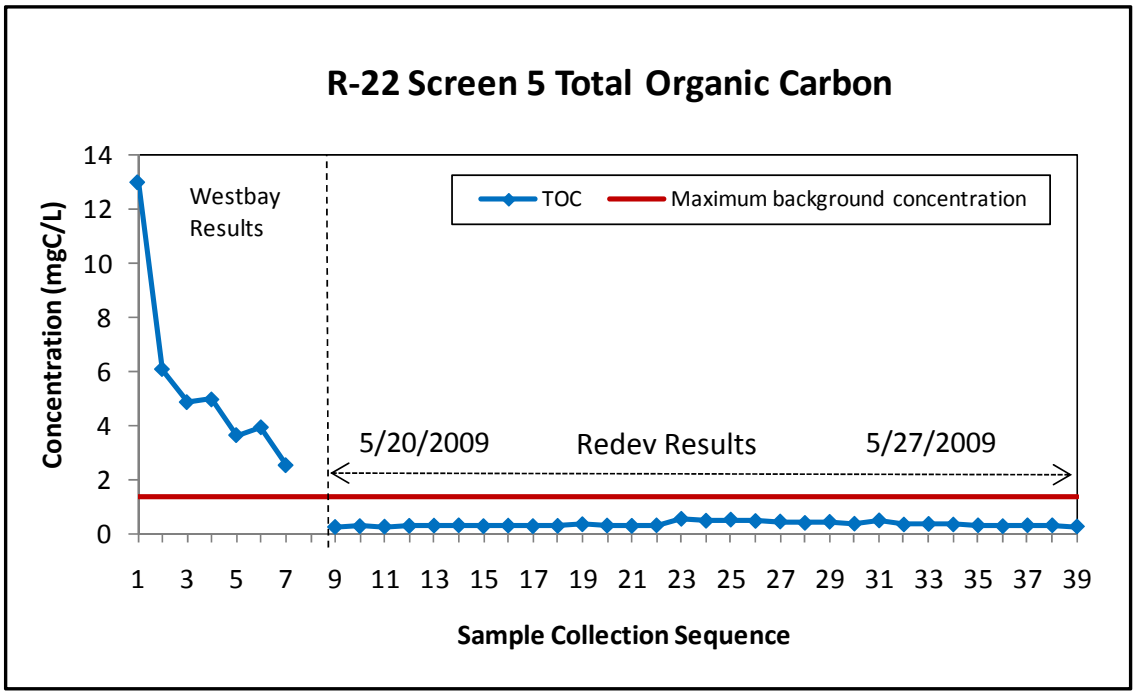

Figure 3.2-9 Total organic carbon at screen 5 over time

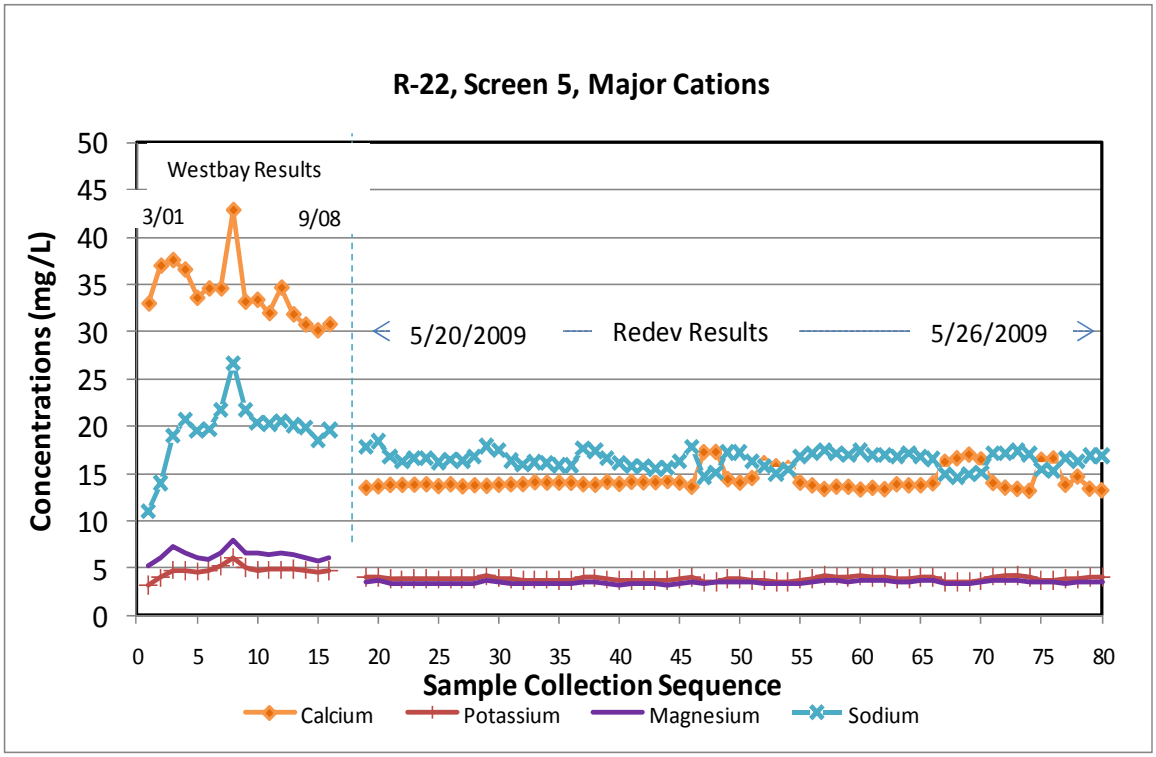

Note: Calcium (Ca^{2+}), potassium (K^{+}), sodium (Na^{+}), and magnesium (Mg^{2+}) concentrations during characterization sampling using Westbay equipment (March 2001–September 2008) and during redevelopment (May 2009).

Figure 3.2-10 Major cations at screen 5 over time

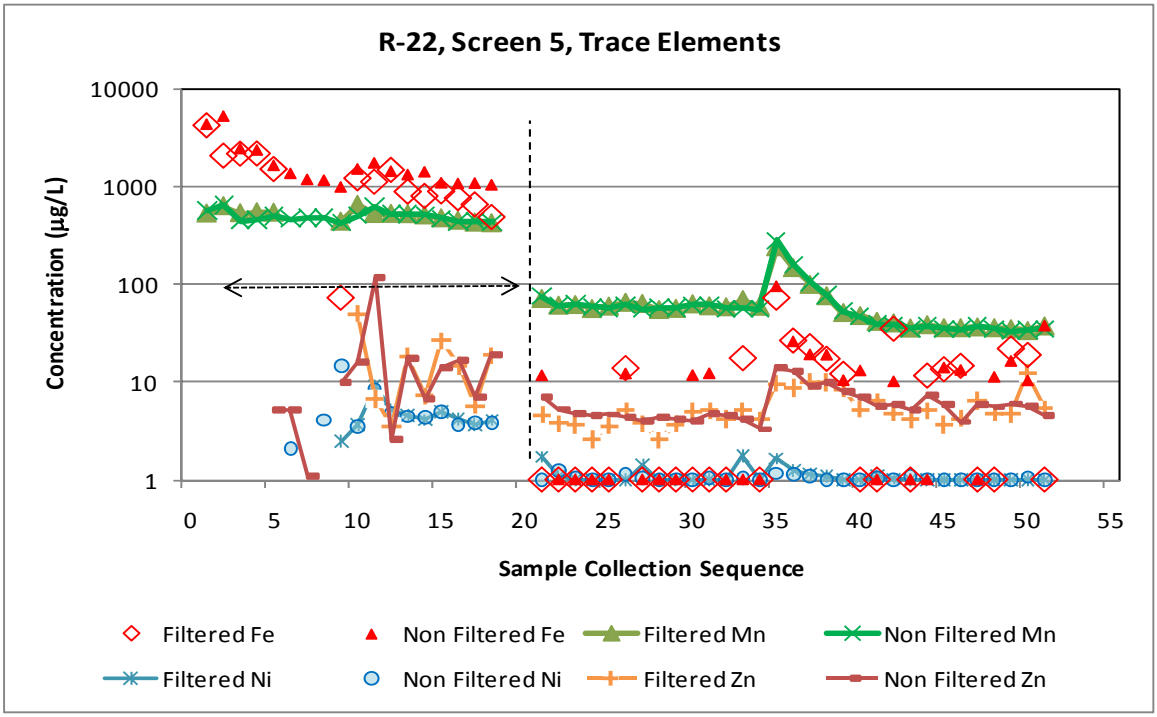

Note: Dissolved (filtered) and total (nonfiltered) concentrations of iron (Fe), manganese (Mn), nickel (Ni), and zinc (Zn) during characterization sampling using Westbay equipment (March 2001–September 2008) and during redevelopment (May 2009).

Figure 3.2-11 Trace elements at screen 5 over time

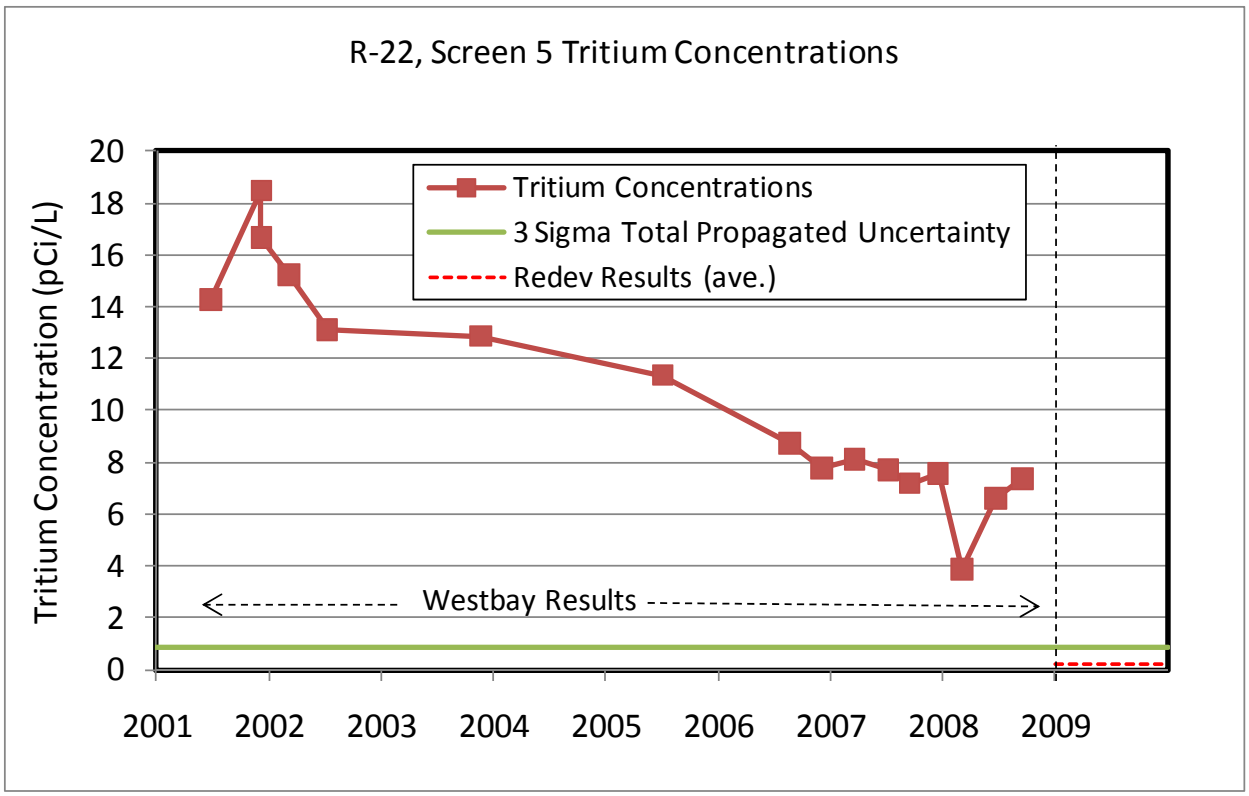

Note: Redevelopment samples were collected between May 20 and 26, 2009.

Figure 3.2-12 Tritium concentrations at screen 5 over time

Table 2.2-1
Well R-22 Video Log Information

Location	Remarks
Screen 1	No water observed entering the screen, but a trickle of water was observed entering the well casing via a coupled pipe joint at the bottom of screen 1; screen interval appeared clean.
Screen 2	Pipe-based screen; visibility excellent; screen interval appeared clean.
Screen 3	Pipe-based screen; visibility excellent; screen interval appeared clean.
Screen 4	Pipe-based screen; visibility excellent; screen interval appeared clean.
Screen 5	Pipe-based screen; visibility very good; 30% to 100% of the perforations were covered with very fine sediment, which was easily cleared with minor surging action from the camera.
Sump	Portion filled in with fine sediment and PVC particles and shavings, a result of the Westbay removal effort.

Table 2.3-1
R-22 Screen Depths and Water Levels

Zone	Screen Top (ft)	Screen Bottom (ft)	Static Water Level	
			Westbay Data (ft)	May 2009 Testing (ft)
Screen 1	872.3	914.2	887.9	892.5
Screen 2	947.0	988.9	895.3	897.4
Screen 3	1272.2	1278.9	950.2	953.8
Screen 4	1378.2	1384.9	955.4	959.2
Screen 5	1447.3	1452.3	955.5	959.2

Note: Composite water level is 953.0 ft.

Table 2.3-2
R-22 Specific-Capacity Test Results

Zone	Date	Pumping Rate (gpm)	Drawdown (ft)	Pumping Time (min)	Specific Capacity (gpm/ft)
Single-Screen Tests					
Screen 1	5/14/2009	0.226	21.5 (10.75)	105	0.0105 (0.021)
Screen 2	5/15/2009	5.8	112.1 (91.1)	180	0.052 (0.064)
Screen 3	5/16/2009	1.9	307.6	180	0.0062
Screen 4	5/14/2009	8.7	145.2	180	0.06
Screen 5	5/14/2009	9.4	57.3	23	0.16
Screen 5	5/17/2009	17.9	106.4	720	0.17
Screen 5	5/18/2009	11.7	64.0	2033	0.18
Screen 5	5/19/2009	18.0	104.4	912	0.17
Screen 5	5/20/2009	10.3	57.0	726	0.18
Screen 5	5/26/2009	10.5	58.2	741	0.18
Multiple-Screen Tests					
Open hole	5/14/2009	8.60	8.8	26	0.98
Open hole	5/17/2009	20.4	46.4	21	0.44
Open hole	5/17/2009	19.9	42.7	20	0.47
Screens 3, 4, and 5	5/17/2009	19.7	59.1	30	0.33
Screens 3, 4, and 5	5/17/2009	19.3	62.1	15	0.31
Screens 4 and 5	5/27/2009	19.30	67.7	120	0.29
Screens 4 and 5	5/27/2009	19.20	75.9	120	0.25

Note: Data in parentheses are corrected for dewatering.

Table 2.3-3
R-22 Interflow Estimates

Zone	Specific Capacity (gpm/ft)	Applied Head (ft)	Flux/Interflow (gpm)
Screen 1	(0.021)	21.5 (10.75)	0.23
Screen 2	(0.064)	55.6 (55.2)	3.53
Screen 3	0.006	0.8	0.005
Screen 4	0.06	6.2	0.37
Screen 5	0.18	6.2	1.12

Note: Data in parentheses were corrected for dewatering.

Table 2.3-4
R-22 Purge Volumes from Screens 1 and 5

Start Time	End Time	Duration (min)	Volume Pumped (gal.)	Cumulative Volume Pumped (gal.)	Pumping Rate (gpm)
Screen 5					
5/17/09 18:20	5/19/09 9:30	2350	42,032	42,032	17.9
5/19/09 9:30	5/19/09 16:13	403	4720	46,752	11.7
5/19/09 16:13	5/20/09 7:25	912	16,440	63,192	18.0
5/20/09 7:25	5/20/09 19:31	726	7509	70,701	10.3
5/26/09 7:15	5/26/09 19:36	741	7792	78,493	10.5
Screen 1					
5/14/09	5/14/09	105	24.15	24.15	0.23
6/20/09	6/23/09	6112	~1100	~1124.15	0.18
6/23/09	7/2/09	12,960	~2333	~3457.15	0.18

Table 3.0-1
Sample Collection Objectives from the Fieldwork Plan for R-22 Well Redevelopment, Phase I

Process/Step	Purpose	Sample Collection	Field Parameters	Frequency/ No. of Samples
Specific-capacity tests at screens 1 and 5	Establish hydraulic properties; chemistry from screens 5 and 1; solids from screen 1	Performance suite, VOCs, and tritium from screens 5 and 1; solids from screen 1; filtered and unfiltered samples to be collected	pH, temperature (T), oxidation reduction potential, specific conductance, dissolved oxygen, and turbidity from screens 5 and 1	Every 15 min for first hour; 30 min for next hour; every hour until end of specific-capacity test (25 performance suite and tritium samples collected per screen). Additional samples to be collected at screen 5, if needed. Solids at screen 1 to be analyzed using x-ray diffraction.
Specific capacity tests at screens 2, 3, and 4	Establish hydraulic properties	Not applicable	pH, T, oxidation reduction potential, specific conductance, dissolved oxygen, and turbidity from screens 2, 3, and 4	Every 15 min for first hour; 30 min for next hour; every hour until end of specific-capacity test

Note: Performance suite: Sulfide (nonfiltered), total organic carbon (not filtered), metals and cations (filtered and nonfiltered), alkalinity (nonfiltered), and anions (including perchlorate, filtered) from GGRL.

Table 3.2-1
Field Parameters Measured at R-22 Screens 2, 3, and 4

Date	Time	pH	Temp (°C)	DO (mg/L)	ORP (mV)	Specific Conductivity (µS/cm)	Turbidity (NTU)	Purge Volume between Samples (gal.)	Cumulative Purge Volume (gal.)
Screen 4 Pumping Test									
05/14/2009	1325	8.01	22.1	4.7	11.1	287	18.2	0	0
	1340	8.11	22.7	2.1	59.2	290	33.4	125.0	125.0
	1355	8.03	23.1	6.2	88.1	280	51.1	145.0	270.0
	1410	8.07	23.2	3.0	78.9	289	51.3	127.5	397.5
	1425	8.03	23.1	5.8	124.0	290	13.6	117.5	515.0
	1455	8.02	23.2	5.7	97.1	293	31.7	257.0	772.0
	1530	7.96	23.1	5.8	128.8	296	27.7	299.7	1071.7
	1600	8.00	23.3	5.8	97.9	298	20.2	265.2	1336.9
Screen 2 Pumping Test									
05/15/2009	1017	7.80	20.6	5.54	100.2	149	23.4	0	0
	1032	7.94	22.4	6.19	157.0	147	5.66	85.7	85.7
	1047	7.98	23.0	5.79	162.0	155	6.99	82.4	168.1
	1102	8.01	23.3	5.74	104.0	152	7.04	80.5	248.6
	1130	8.04	23.6	5.84	75.0	158	4.54	149.3	397.9
	1200	8.01	23.5	5.91	49.7	151	2.67	158.7	556.6
	1230	8.00	23.6	5.85	60.1	155	3.57	157.8	714.4
	1300	8.01	23.6	6.37	55.8	151	2.45	157.0	871.4
Screen 3 Pumping Test									
05/16/2009	0741	7.94	19.7	4.70	72.5	147	11.2	0	0
	0756	8.14	18.9	4.90	75.6	155	30.0	28	28
	0811	8.30	20.6	3.25	73.0	160	16.3	28.7	56.7
	0826	8.32	20.5	2.50	71.5	159	15.0	28.5	85.2
	0900	8.20	20.4	3.11	73.1	149	2.62	51.7	136.9
	0930	8.24	20.8	3.17	72.5	154	1.87	54.1	191.0
	1000	8.31	21.3	3.14	67.5	157	2.59	52.7	243.7

Table 3.2-2
Field Parameters Measured at R-22 Screen 1 before and during Phase I Redevelopment

Time (mo-day-yr)	pH	Temperature (^{0}C)	Specific Conductance (µS/cm)	DO (mg/L)	Turbidity (NTU)	ORP (mV)
Field Parameters Measured before Phase I Redevelopment (with Westbay system)						
7/8/2002	6.88	23.5	609	3.1	25.9	—*
11/18/2003	6.85	17.5	600	—	25.2	—
6/21/2004	7.19	21.5	644	—	20.4	—
6/27/2005	6.94	23.9	602	3.38	—	—
8/22/2006	6.66	24.3	734	—	7.81	—
12/6/2006	6.74	19.1	321	—	9.76	—
3/22/2007	6.54	17.5	678	—	0.85	—
7/10/2007	6.59	28	727	—	14.1	—
9/19/2007	6.48	21.2	742	2.9	2.14	—
12/18/2007	6.73	16.3	710	2.9	6.35	—
3/10/2008	6.72	16.6	711	4.13	19	—
6/24/2008	6.63	26.1	774	1.99	2.55	—
9/18/2008	8.29	21.4	629	2.09	9.8	—
12/19/2008	6.77	17.8	777	2.54	—	—
2/24/2009	6.64	19.37	726	2.69	54.9	—
Field Parameters Measured during Phase I Redevelopment						
6/23/2009 19:30	7.44	19.64	184	1.87	17.90	13.9
6/24/2009 1:30	6.90	17.79	171	2.15	11.80	18.0
6/24/2009 7:30	6.38	18.75	174	1.71	10.10	20.2
6/24/2009 19:30	7.72	20.25	189	2.86	10.90	–66.3
6/25/2009 7:30	7.77	21.14	175	2.23	10.10	–139.1
6/25/2009 19:30	7.50	19.62	163	2.64	11.20	–124
6/26/2009 7:30	7.72	18.90	158	2.39	12.10	–149.5
6/26/2009 19:30	7.76	—	176	2.63	11.81	–93.2
6/27/2009 7:30	7.71	—	156	3.33	15.10	–147.5
6/27/2009 19:30	7.67	20.44	176	2.58	14.80	–72.9
6/28/2009 19:30	7.66	19.18	144	4.55	—	—
6/29/2009 19:30	7.64	23.40	162	2.86	10.90	–41.5
6/30/2009 19:30	6.73	24.24	186	2.15	11.90	93.5
7/1/2009 19:30	7.70	26.28	194	2.02	14.70	–14.4
7/2/2009 19:30	7.53	21.41	203	2.21	12.20	5

*— = Not measured.

Table 3.2-3
Perchlorate and VOC Detections at Screen 1

Analyte	Date/Time	Result (µg/L)
Perchlorate	6/23/2009 19:30	0.206
	6/24/2009 1:30	0.224
	6/24/2009 7:30	0.236
	6/24/2009 7:30	0.243
	6/24/2009 19:30	0.245
	6/25/2009 7:30	0.259
	6/25/2009 19:30	0.248
	6/26/2009 7:30	0.245
	6/26/2009 19:30	0.287
	6/27/2009 7:30	0.276
	6/27/2009 19:30	0.273
	6/28/2009 19:30	0.274
	6/29/2009 19:30	0.260
	6/30/2009 19:30	0.283
	7/01/2009 19:30	0.273
	7/02/2009 19:30	0.281
	7/02/2009 19:30	0.281
Chloromethane	6/24/2009 1:30	0.304 J*
	7/2/2009 19:30	0.461 J
Toluene	6/27/2009 7:30	1.78
	7/2/2009 19:30	0.296 J

*J = Estimated.

Table 3.2-4
Field Parameters Measured at R-22 Screen 5 before and during Phase I Redevelopment

Time (mo-day-yr)	pH	Temperature (^{0}C)	Specific Conductance (µS/cm)	DO (mg/L)	Turbidity (NTU)	ORP (mV)
Field Parameters Measured before Phase I Redevelopment (with Westbay system)						
7/10/2002	7.15	25.1	312	3.4	0.93	—*
11/21/2003	7.38	22.1	312	—	0.72	—
7/5/2005	7.23	25.1	345	5.14	—	—
8/21/2006	6.95	26	326	—	0.97	—
12/6/2006	6.66	18.5	321	—	1.29	—
3/22/2007	7.07	22	272	—	0.02	—
7/10/2007	7.52	26.8	291	—	0.55	—
9/17/2007	7.19	23.3	315	3.28	0.49	—
3/5/2008	7.2	19.4	220	5.3	0.36	—
6/23/2008	7.13	24.6	300	11.45	0.76	—
9/16/2008	8.18	21.7	301	3.29	1.1	—
12/19/2008	7.18	12.9	297	2.6	0.38	—
2/26/2009	8.03	20.55	207	6.6	1.3	—
Field Parameters Measured during Phase I Redevelopment						
5/20/2009 0:30	8.03	24.81	194	4.42	0.47	85.3
5/20/2009 7:55	8.05	24.39	191	4.66	0.46	81.9
5/20/2009 8:25	8.06	24.75	194	4.61	0.37	90.4
5/20/2009 9:25	8.00	25.40	195	4.48	0.72	78.9
5/20/2009 10:25	7.95	25.62	195	4.53	0.49	96.1
5/20/2009 11:25	7.97	25.80	196	4.46	0.47	86.7
5/20/2009 12:25	7.86	26.01	197	4.41	0.41	134.9
5/20/2009 13:25	7.84	26.05	196	4.46	0.33	200.7
5/20/2009 14:25	7.88	26.36	197	4.45	0.22	166.9
5/20/2009 15:25	7.86	25.76	196	4.48	0.44	196.6
5/20/2009 16:25	7.86	25.81	195	4.44	0.38	171.1
5/20/2009 17:25	7.88	25.67	196	4.33	0.40	104.3
5/20/2009 18:25	7.91	25.49	193	4.48	0.45	115.1
5/20/2009 19:25	7.96	25.42	193	4.46	0.36	147.8
5/26/2009 7:48	7.90	23.20	251	2.74	1.23	64.1
5/26/2009 8:03	7.82	23.90	246	3.56	1.47	77.3
5/26/2009 8:18	7.81	24.10	250	3.89	1.33	89.9
5/26/2009 8:33	7.81	24.30	246	4.02	0.41	113.2
5/26/2009 9:03	7.79	24.4	249	4.18	0.36	115.1
5/26/2009 9:33	7.80	24.50	247	4.33	0.52	195
5/26/2009 10:33	7.81	25.10	249	—	—	175.1
5/26/2009 11:33	7.79	24.40	247	4.43	0.46	173.1

Table 3.2-4 (continued)

Time (mo-day-yr-hr)	pH	Temperature (^{0}C)	Specific Conductance (μS/cm)	Dissolved Oxygen (mg/L)	Turbidity (NTU)	ORP (mV)
Field Parameters Measured during Phase I Redevelopment						
5/26/2009 12:33	7.79	24.40	247	4.43	0.59	173.1
5/26/2009 13:33	7.81	23.60	242	4.50	0.59	135.5
5/26/2009 14:33	7.83	24.40	245	4.53	0.37	122.8
5/26/2009 15:33	7.83	24.90	246	4.48	0.37	122.1
5/26/2009 16:33	7.80	24.50	243	4.52	0.70	123.1
5/26/2009 17:33	7.95	25.00	244	4.59	0.54	101.4
5/26/2009 18:33	7.87	24.70	242	4.58	0.37	120.2
5/26/2009 19:33	7.89	22.30	243	4.50	0.35	134.3

*— = Not measured.

Table 3.2-5
Perchlorate and VOC Detections at Screen 5

Analyte	Date/Time	Result (µg/L)
Perchlorate	5/20/2009 7:55	0.297
	5/20/2009 8:25	0.285
	5/20/2009 9:25	0.275
	5/20/2009 10:25	0.289
	5/20/2009 11:25	0.307
	5/20/2009 12:25	0.300
	5/20/2009 13:25	0.311
	5/20/2009 14:25	0.290
	5/20/2009 15:25	0.292
	5/20/2009 16:25	0.273
	5/20/2009 16:25	0.286
	5/20/2009 17:25	0.295
	5/20/2009 18:25	0.282
	5/20/2009 19:25	0.288
	5/26/2009 7:48	0.270
	5/26/2009 8:03	0.266
	5/26/2009 8:18	0.319
	5/26/2009 8:33	0.276
	5/26/2009 9:03	0.298
	5/26/2009 9:33	0.242
	5/26/2009 10:33	0.254
	5/26/2009 11:33	0.236
	5/26/2009 12:33	0.266
	5/26/2009 12:33	0.247
	5/26/2009 13:33	0.291
	5/26/2009 14:33	0.286
	5/26/2009 16:33	0.274
	5/26/2009 17:33	0.268
	5/26/2009 18:33	0.276
	5/26/2009 19:33	0.257
Chloromethane	5/20/2009 7:55	0.363 J*
Carbon disulfide	5/20/2009 13:25	1.98 J
Toluene	5/18/2009 17:30	1.95
	5/19/2009 17:30	0.493 J
	5/26/2009 7:48	6.86

*J = Estimated.

Table 5.1-1
Deviations from Phase I Work Scope

Objective	Result	Explanation
Specific capacity tests will be conducted in the following order: the open hole, screens 4, 5, 3, 2, and 1.	Initial specific-capacity tests were performed in the following order: 5/14 (with 5-HP pump): screen 1 (105 min), screen 2 (10 min), open hole (26 min), screen 4 (3 h), screen 5 (23 min) 5/15: screen 2 (3 h) 5/16: screen 3 (3 h) 5/17 to 5/26 (with 10-HP pump): screen 5 6/23 to 7/2 (with Bennett pump): screen 1	Because the Westbay system had caused screens 1 and 2 to be open to screen 5 for much longer than had been anticipated, a much larger volume of water was required to be pumped from screen 5 than had been planned. Therefore, it was decided to use the 5-HP pump to test all other screens first and then switch to the 10-HP for the extended pumping of screen 5 last. Screen 1 pumping could not be sustained with the submersible pump, so a smaller Bennett pump was used after the other screens had been tested and screen 5 had been purged.
During specific-capacity testing, attempts will be made to collect solids for x-ray diffraction analysis from screen 1.	Not accomplished	Screen 1 pumped dry quickly with the submersible pump so it would have been difficult to collect solids.
The length of time the well bore is open without packers is to be minimized.	The hole was open between the various screened intervals for longer than had been planned.	Unanticipated, unavoidable problems associated with removing the Westbay system resulted in the hole being open longer than had been planned.
Samples will be collected for analyses every 15 min for first hour, every 30 min for next hour, and hourly for the duration of the tests.	Accomplished with slight modification	This frequency was followed for screen 5 extended purging that started on May 26, except samples were collected every 15 min for the first 45 min. Screen 1 sampling did not follow this frequency because the purge rate was extremely low: samples were collected every 6 h for first 18 h, then every 12 h for 66 h, then daily for next 2 d.
Transducer data was to be collected in regional wells R-39 and R-41 during pumping at R-22.	Partially achieved	Transducers were placed in wells R-39 and R-41 on May 15 to record water levels during pumping at R-22. At that point, only screen 4 had been tested for 3 h. The cable grip for the transducer at R-41 did not hold the cable tightly enough, and the transducer slipped down a total of 14 ft. R-41 seemed to show minor responses to R-22 pumping activities. R-41 data continue to be evaluated to interpret possible responses even with the compromised data. At R-39, the hydrograph for the time frame in which pumping occurred at R-22 shows some apparent responses to the pumping (e.g., during the time frame of May 16 and 17). Additional pumping information regarding pump-on and -off periods is being compiled to evaluate the R-39 data in detail.

Table 5.1-1 (continued)

Objective	Result	Explanation
Field parameter measurements were to be used to make final selection of samples to be submitted for laboratory analysis.	Modified	It was decided to submit all samples collected to obtain time-series data by which to evaluate changes over time.
Following specific-capacity testing and before installation of packers between screens, remove from the open hole a minimum of 1200 gal. of water for each day when screens 1 and 2 were open to underlying zones.	Not done	Given the calculated inflows from screens 1 and 2, if this action had been performed, by the time the pump and piping had been removed from the well, water from screens 1 and 2 would have filled the well bore, thereby negating the effect of pumping.
Collect several large-volume samples from screen 5 for archival purposes.	Not done	NMED personnel collected these samples instead.

Appendix A

R-22 Screen 1 Data

Table A-1
Samples Collected at Screen 1

Sample ID	Location ID	Date/Time	Time	LANL					GEL		Univ. of Miami	pH	Temp (°C)	Turbidity (NTU)	Conductivity (µS/cm)	ORP (mV)	DO (mg/L)	Notes (e.g., during development, pumping test, etc.)
				Anions Cations	TOC	Sulfide	ALK	Metals	VOCs	ClO4	LL-H-3							
GW22-09-105 79	R-22	6/23/2009	19:30		2	1	1	1				7.44	19.64	17.90	184	13.9	1.87	Q=0.18gpm, corrected measurement taken from Field Logbook pg. 68
GW22-09-105 80	R-22	6/23/2009	19:30	1 ea.				1		1		7.44	19.64	17.90	184	13.9	1.87	Q=0.18gpm, corrected measurement taken from Field Logbook pg. 68
GW22-09-105 56	R-22	6/24/2009	1:30		2	1	1	1	1		1	6.90	17.79	11.80	171	18.0	2.15	Q=0.18gpm
GW22-09-105 57	R-22	6/24/2009	1:30						1 TB									QC Sample of GW22-09-10556 TB
GW22-09-105 58	R-22	6/24/2009	1:30	1 ea.				1		1		6.90	17.79	11.80	171	18.0	2.15	Q=0.18gpm
GW22-09-105 53	R-22	6/24/2009	7:30	1 ea.				1		1		6.38	18.75	10.10	174	20.2	1.72	Q=0.18gpm, corrected measurement taken from Field Logbook pg. 69
GW22-09-105 54	R-22	6/24/2009	7:30		2	1	1	1	1		1	6.38	18.75	10.10	174	20.2	1.72	Q=0.18gpm, corrected measurement taken from Field Logbook pg. 69
GW22-09-105 55	R-22	6/24/2009	7:30						1 TB									QC Sample of GW22-09-10554 TB
GW22-09-105 40	R-22	6/24/2009	7:30	1 ea.				1		1								QC Sample of GW22-09-10553 DUP
GW22-09-105 41	R-22	6/24/2009	7:30		2	1	1	1	1		1							QC Sample of GW22-09-10554 DUP
GW22-09-105 77	R-22	6/24/2009	19:30	1 ea.				1		1		7.72	20.25	10.90	189	-66.3	2.86	Q=0.18gpm, corrected measurement taken from Field Logbook pg. 70
GW22-09-105 78	R-22	6/24/2009	19:30		1	1	1	1				7.72	20.25	10.90	189	-66.3	2.86	Q=0.18gpm, corrected measurement taken from Field Logbook pg.70
GW22-09-105 75	R-22	6/25/2009	7:30		1	1	1	1				7.77	21.14	10.10	175	-139.1	2.23	Q=0.18gpm
GW22-09-105 76	R-22	6/25/2009	7:30	1 ea.				1		1		7.77	21.14	10.10	175	-139.1	2.23	Q=0.18gpm
GW22-09-105 70	R-22	6/25/2009	19:30		1	1	1	1				7.50	19.62	11.20	163	-124	2.64	n/a
GW22-09-105 74	R-22	6/25/2009	19:30	1 ea.				1		1		7.50	19.62	11.20	163	-124	2.64	n/a
GW22-09-105 69	R-22	6/26/2009	7:30		1	1	1	1				7.72	18.90	12.10	158	-149.5	2.39	Q=0.18gpm, corrected measurement taken from Field Logbook pg. 71
GW22-09-105 73	R-22	6/26/2009	7:30	1 ea.				1		1		7.72	18.90	12.10	158	-149.5	2.39	Q=0.18gpm, corrected measurement taken from Field Logbook pg. 71
GW22-09-105 68	R-22	6/26/2009	19:30		1	1	1	1				7.76	NR	11.81	176	-93.2	2.63	Q=0.18gpm
GW22-09-105 72	R-22	6/26/2009	19:30	1 ea.				1		1		7.76	NR	11.81	176	-93.2	2.63	Q=0.18gpm
GW22-09-105 50	R-22	6/27/2009	7:30		1	1	1	1	1		1	7.71	NR	15.10	156	-147.5	3.33	Q=0.18gpm
GW22-09-105 51	R-22	6/27/2009	7:30	1 ea.				1		1		7.71	NR	15.10	156	-147.5	3.33	Q=0.18gpm
GW22-09-105 52	R-22	6/27/2009	7:30						1 TB									QC Sample for GW22-09-10550 TB
GW22-09-105 39	R-22	6/27/2009	7:30	1 ea.	1	1	1	1	1	1	1							QC Sample for GW22-09-10550, 10551 FB
GW22-09-105 67	R-22	6/27/2009	19:30		1	1	1	1				7.67	20.44	14.80	176	-72.9	2.58	Q=0.18gpm
GW22-09-105 71	R-22	6/27/2009	19:30	1 ea.				1		1		7.67	20.44	14.80	176	-72.9	2.58	Q=0.18gpm
GW22-09-105 65	R-22	6/28/2009	19:30		1	1	1	1				7.66	19.18	12.50	144	NR	4.55	Q=0.18gpm
GW22-09-105 66	R-22	6/28/2009	19:30	1 ea.				1		1		7.66	19.18	12.50	144	NR	4.55	Q=0.18gpm

Table A-1 (continued)

Sample ID	Location ID	Date/Time	Time	LANL					GEL		Univ. of Miami	pH	Temp (°C)	Turbidity (NTU)	Conductivity (µS/cm)	ORP (mV)	DO (mg/L)	Notes (e.g., during development, pumping test, etc.)
				Anions Cations	TOC	Sulfide	ALK	Metals	VOCs	ClO4	LL-H-3							
GW22-09-105 63	R-22	6/29/2009	19:30		1	1	1	1				7.64	23.40	10.90	162	-41.5	2.86	Q=0.18gpm, corrected measurement taken from Field Logbook pg. 72
GW22-09-105 64	R-22	6/29/2009	19:30	1 ea.				1		1		7.64	23.40	10.90	162	-41.5	2.86	Q=0.18gpm, corrected measurement taken from Field Logbook pg. 72
GW22-09-105 61	R-22	6/30/2009	19:30		1	1	1	1				6.73	24.24	11.90	186	93.5	2.15	Field Parameters taken from Field Logbook pg. 73
GW22-09-105 62	R-22	6/30/2009	19:30	1 ea.				1		1		6.73	24.24	11.90	186	93.5	2.15	Field Parameters taken from Field Logbook pg. 73
GW22-09-105 35	R-22	7/1/2009	19:30	1 ea.				1		1		7.70	26.28	14.70	194	-14.4	2.02	Q=0.18gpm
GW22-09-105 36	R-22	7/1/2009	19:30		1	1	1	1				7.70	26.28	14.70	194	-14.4	2.02	Q=0.18gpm
GW22-09-105 47	R-22	7/2/2009	19:30	1 ea.				1		1		7.53	21.41	12.20	203	5	2.21	Q=0.18gpm, corrected measurement taken from Field Logbook pg. 73
GW22-09-105 48	R-22	7/2/2009	19:30		1	1	1	1	1		1	7.53	21.41	12.20	203	5	2.21	Q=0.18gpm, corrected measurement taken from Field Logbook pg. 73
GW22-09-105 49	R-22	7/2/2009	19:30						1 TB									QC Sample of GW22-09-10548 TB
GW22-09-105 42	R-22	7/2/2009	19:30	1 ea.				1		1								QC Sample of GW22-09-10547 FD
GW22-09-105 43	R-22	7/2/2009	19:30		1	1	1	1	1		1							QC Sample of GW22-09-10548 FD

Notes: NR = Not recorded; TB = trip blank; FB = field blank; FD = field duplicate; Q = flow rate; QC = quality control; DUP = duplicate; n/a = not applicable.

Table A-2
Screening Analytical Results for Screen 1

Sample ID	Date Received	ER/RRES-WQH	Sample Type	Sampler Intake Depth (ft bgs)	Date Sampled	Time	Screen	Field Prep	Ag rslt (ppm)	stdev (Ag)	Al rslt (ppm)	stdev (Al)	As rslt (ppm)	stdev (As)	B rslt (ppm)	stdev (B)	Ba rslt (ppm)	stdev (Ba)	Be rslt (ppm)	stdev (Be)	Br(-) ppm	TOC rslt (ppm)	Ca rslt (ppm)	stdev (Ca)	Cd rslt (ppm)	stdev (Cd)	Cl(-) ppm	ClO4(-) ppm
GW22-09-10579	6/24/2009	09-2449	Groundwater	939.00	6/23/09	19:30	1	UF	0.001	U	0.015	0.001	0.0009	0.0000	0.020	0.001	0.030	0.000	0.001	U	—	1.12	19.79	0.05	0.001	U	—	—
GW22-09-10580	6/24/2009	09-2449	Groundwater	939.00	6/23/09	19:30	1	F	0.001	U	0.011	0.000	0.0008	0.0000	0.017	0.001	0.027	0.000	0.001	U	0.14	—	19.90	0.16	0.001	U	5.04	Pending
GW22-09-10556	6/24/2009	09-2449	Groundwater	939.00	6/24/09	1:30	1	UF	0.001	U	0.011	0.000	0.0010	0.0000	0.019	0.001	0.029	0.000	0.001	U	—	0.84	20.02	0.07	0.001	U	—	—
GW22-09-10558	6/24/2009	09-2449	Groundwater	939.00	6/24/09	1:30	1	F	0.001	U	0.001	0.000	0.0007	0.0000	0.019	0.001	0.027	0.000	0.001	U	0.13	—	19.93	0.10	0.001	U	5.00	Pending
GW22-09-10540	6/24/2009	09-2449	Duplicate	939.00	6/24/09	7:30	1	F	0.001	U	0.002	0.000	0.0007	0.0000	0.019	0.000	0.028	0.000	0.001	U	0.13	—	20.38	0.09	0.001	U	5.01	Pending
GW22-09-10541	6/24/2009	09-2449	Duplicate	939.00	6/24/09	7:30	1	UF	0.001	U	0.008	0.000	0.0010	0.0000	0.018	0.001	0.029	0.000	0.001	U	—	0.79	20.43	0.09	0.001	U	—	—
GW22-09-10553	6/24/2009	09-2449	Groundwater	939.00	6/24/09	7:30	1	F	0.001	U	0.003	0.001	0.0008	0.0000	0.024	0.000	0.027	0.000	0.001	U	0.13	—	19.98	0.07	0.001	U	4.99	Pending
GW22-09-10554	6/24/2009	09-2449	Groundwater	939.00	6/24/09	7:30	1	UF	0.001	U	0.003	0.000	0.0009	0.0001	0.022	0.001	0.028	0.000	0.001	U	—	0.84	20.00	0.14	0.001	U	—	—
GW22-09-10577	6/25/2009	09-2474	Groundwater	939.00	6/24/09	19:30	1	F	0.001	U	0.006	0.000	0.0008	0.0001	0.022	0.001	0.024	0.000	0.001	U	0.13	—	19.50	0.09	0.001	U	5.02	Pending
GW22-09-10578	6/25/2009	09-2474	Groundwater	939.00	6/24/09	19:30	1	UF	0.001	U	0.010	0.000	0.0010	0.0001	0.019	0.000	0.026	0.000	0.001	U	—	0.75	19.73	0.05	0.001	U	—	—
GW22-09-10575	6/25/2009	09-2474	Groundwater	939.00	6/25/09	7:30	1	UF	0.001	U	0.008	0.000	0.0010	0.0001	0.059	0.002	0.026	0.000	0.001	U	—	0.73	19.25	0.08	0.001	U	—	—
GW22-09-10576	6/25/2009	09-2474	Groundwater	939.00	6/25/09	7:30	1	F	0.001	U	0.002	0.000	0.0009	0.0000	0.030	0.001	0.024	0.000	0.001	U	0.13	—	19.09	0.10	0.001	U	4.88	Pending
GW22-09-10570	6/26/2009	09-2495	Groundwater	939.00	6/25/09	19:30	1	UF	0.001	U	0.004	0.000	0.0009	0.0000	0.015	0.000	0.026	0.000	0.001	U	—	0.73	19.14	0.06	0.001	U	—	—
GW22-09-10574	6/26/2009	09-2495	Groundwater	939.00	6/25/09	19:30	1	F	0.001	U	0.006	0.000	0.0008	0.0001	0.013	0.000	0.024	0.001	0.001	U	0.14	—	19.02	0.03	0.001	U	5.26	Pending
GW22-09-10569	6/26/2009	09-2495	Groundwater	939.00	6/26/09	7:30	1	UF	0.001	U	0.009	0.000	0.0011	0.0000	0.021	0.001	0.027	0.000	0.001	U	—	0.77	18.97	0.09	0.001	U	—	—
GW22-09-10573	6/26/2009	09-2495	Groundwater	939.00	6/26/09	7:30	1	F	0.001	U	0.007	0.000	0.0008	0.0000	0.013	0.003	0.024	0.000	0.001	U	0.14	—	19.04	0.05	0.001	U	4.87	Pending
GW22-09-10568	6/29/2009	09-2502	Groundwater	939.00	6/26/09	19:30	1	UF	0.001	U	0.004	0.000	0.0010	0.0001	0.030	0.001	0.026	0.000	0.001	U	—	0.65	18.99	0.20	0.001	U	—	—
GW22-09-10572	6/29/2009	09-2502	Groundwater	939.00	6/26/09	19:30	1	F	0.001	U	0.006	0.000	0.0009	0.0000	0.016	0.000	0.024	0.000	0.001	U	0.06	—	19.06	0.04	0.001	U	3.48	Pending
GW22-09-10539	6/29/2009	09-2502	FB	NA	6/27/09	7:30	1	UF	0.001	U	0.002	0.001	0.0002	U	0.006	0.000	0.001	U	0.001	U	0.01 (U)	0.20 (U)	0.03	0.00	0.001	U	0.01 (U)	—
GW22-09-10550	6/29/2009	09-2502	Groundwater	939.00	6/27/09	7:30	1	UF	0.001	U	0.005	0.000	0.0009	0.0000	0.043	0.001	0.028	0.000	0.001	U	—	0.72	19.18	0.03	0.001	U	—	—
GW22-09-10551	6/29/2009	09-2502	Groundwater	939.00	6/27/09	7:30	1	F	0.001	U	0.003	0.000	0.0007	0.0000	0.029	0.000	0.025	0.000	0.001	U	0.06	—	18.91	0.05	0.001	U	3.51	Pending
GW22-09-10567	6/29/2009	09-2502	Groundwater	939.00	6/27/09	19:30	1	UF	0.001	U	0.004	0.000	0.0010	0.0000	0.061	0.002	0.027	0.000	0.001	U	—	0.71	19.22	0.06	0.001	U	—	—
GW22-09-10571	6/29/2009	09-2502	Groundwater	939.00	6/27/09	19:30	1	F	0.001	U	0.007	0.000	0.0008	0.0001	0.018	0.001	0.024	0.000	0.001	U	0.06	—	19.27	0.08	0.001	U	3.51	Pending
GW22-09-10565	6/29/2009	09-2502	Groundwater	939.00	6/28/09	19:30	1	UF	0.001	U	0.003	0.001	0.0010	0.0000	0.044	0.001	0.028	0.000	0.001	U	—	0.74	18.78	0.14	0.001	U	—	—
GW22-09-10566	6/29/2009	09-2502	Groundwater	939.00	6/28/09	19:30	1	F	0.001	U	0.007	0.000	0.0008	0.0000	0.020	0.000	0.025	0.000	0.001	U	0.06	—	18.77	0.08	0.001	U	3.59	Pending
GW22-09-10563	6/30/2009	09-2513	Groundwater	939.00	6/29/09	19:30	1	UF	0.001	U	0.003	0.000	0.0009	0.0000	0.018	0.000	0.027	0.000	0.001	U	—	0.69	18.63	0.19	0.001	U	—	—
GW22-09-10564	6/30/2009	09-2513	Groundwater	939.00	6/29/09	19:30	1	F	0.001	U	0.000	0.000	0.0007	0.0000	0.020	0.000	0.025	0.000	0.001	U	0.06	—	18.44	0.02	0.001	U	3.52	Pending
GW22-09-10561	7/1/2009	09-2538	Groundwater	939.00	6/30/09	19:30	1	UF	0.001	U	0.005	0.000	0.0009	0.0000	0.019	0.001	0.026	0.000	0.001	U	—	0.58	18.26	0.01	0.001	U	—	—
GW22-09-10562	7/1/2009	09-2538	Groundwater	939.00	6/30/09	19:30	1	F	0.001	U	0.000	0.000	0.0007	0.0000	0.018	0.000	0.026	0.000	0.001	U	0.07	—	18.31	0.12	0.001	U	4.10	Pending
GW22-09-10535	7/6/2009	09-2551	Groundwater	939.00	7/1/07	19:30	1	F	0.001	U	0.005	0.000	0.0008	0.0001	0.028	0.001	0.024	0.000	0.001	U	0.07	—	18.21	0.08	0.001	U	3.69	Pending
GW22-09-10536	7/7/2009	09-2551	Groundwater	939.00	7/1/09	19:30	1	UF	0.001	U	0.007	0.000	0.0008	0.0000	0.022	0.000	0.025	0.000	0.001	U	—	0.65	18.36	0.15	0.001	U	—	—
GW22-09-10542	7/8/2009	09-2551	Duplicate	939.00	7/2/09	19:30	1	F	0.001	U	0.008	0.000	0.0007	0.0000	0.017	0.000	0.024	0.000	0.001	U	0.07	—	17.92	0.02	0.001	U	3.87	Pending
GW22-09-10543	7/9/2009	09-2551	Duplicate	939.00	7/2/09	19:30	1	UF	0.001	U	0.007	0.000	0.0008	0.0000	0.017	0.000	0.026	0.000	0.001	U	—	0.64	18.09	0.02	0.001	U	—	—
GW22-09-10547	7/10/2009	09-2551	Groundwater	939.00	7/2/09	19:30	1	F	0.001	U	0.007	0.000	0.0007	0.0001	0.016	0.001	0.024	0.000	0.001	U	0.07	—	18.00	0.11	0.001	U	3.83	Pending
GW22-09-10548	7/11/2009	09-2551	Groundwater	939.00	7/2/09	19:30	1	UF	0.001	U	0.008	0.000	0.0009	0.0000	0.017	0.001	0.025	0.000	0.001	U	—	0.69	18.04	0.07	0.001	U	—	—

Table A-2 (continued)

Sample ID	Date Received	ER/RRES-WQH	Sample Type	Sampler Intake Depth (ft bgs)	Date Sampled	Time	Screen	Field Prep	ClO4(-) (U)	Co rslt (ppm)	stdev (Co)	Alk-CO3 rslt (ppm)	Cr rslt (ppm)	stdev (Cr)	Cs rslt (ppm)	stdev (Cs)	Cu rslt (ppm)	stdev (Cu)	F(-) ppm	Fe rslt (ppm)	stdev (Fe)	Alk-CO3+HCO3 rslt (ppm)	Hg rslt (ppm)	stdev (Hg)	K rslt (ppm)	stdev (K)	Li rslt (ppm)
GW22-09-10579	6/24/2009	09-2449	Groundwater	939.00	6/23/09	19:30	1	UF	—	0.001	U	0.8 (U)	0.002	0.000	0.001	U	0.005	0.000	—	3.124	0.024	116	0.00005	U	1.75	0.01	0.027
GW22-09-10580	6/24/2009	09-2449	Groundwater	939.00	6/23/09	19:30	1	F	Pending	0.002	0.000	—	0.001	0.000	0.001	U	0.004	0.000	0.46	1.975	0.008	—	0.00005	U	1.76	0.01	0.027
GW22-09-10556	6/24/2009	09-2449	Groundwater	939.00	6/24/09	1:30	1	UF	—	0.001	U	0.8 (U)	0.001	0.000	0.001	U	0.005	0.000	—	2.407	0.011	116	0.00216	0.00028	1.87	0.00	0.030
GW22-09-10558	6/24/2009	09-2449	Groundwater	939.00	6/24/09	1:30	1	F	Pending	0.001	0.000	—	0.001	0.000	0.001	U	0.001	U	0.46	1.475	0.006	—	0.00008	0.00000	1.87	0.01	0.030
GW22-09-10540	6/24/2009	09-2449	Duplicate	939.00	6/24/09	7:30	1	F	Pending	0.004	0.000	—	0.001	0.000	0.001	U	0.002	0.000	0.34	1.583	0.007	—	0.00005	U	1.90	0.01	0.028
GW22-09-10541	6/24/2009	09-2449	Duplicate	939.00	6/24/09	7:30	1	UF	—	0.001	U	0.8 (U)	0.002	0.000	0.001	U	0.002	0.000	—	2.436	0.014	121	0.00005	U	1.89	0.01	0.030
GW22-09-10553	6/24/2009	09-2449	Groundwater	939.00	6/24/09	7:30	1	F	Pending	0.008	0.000	—	0.001	0.000	0.001	U	0.001	U	0.45	1.605	0.007	—	0.00005	U	1.88	0.00	0.030
GW22-09-10554	6/24/2009	09-2449	Groundwater	939.00	6/24/09	7:30	1	UF	—	0.001	U	0.8 (U)	0.001	0.000	0.001	U	0.002	0.000	—	2.216	0.012	116	0.00005	U	1.87	0.01	0.031
GW22-09-10577	6/25/2009	09-2474	Groundwater	939.00	6/24/09	19:30	1	F	Pending	0.001	U	—	0.001	0.000	0.001	U	0.002	0.000	0.47	1.561	0.009	—	0.00005	U	1.74	0.02	0.026
GW22-09-10578	6/25/2009	09-2474	Groundwater	939.00	6/24/09	19:30	1	UF	—	0.001	U	0.8 (U)	0.002	0.000	0.001	U	0.005	0.000	—	2.413	0.006	113	0.00005	U	1.75	0.00	0.027
GW22-09-10575	6/25/2009	09-2474	Groundwater	939.00	6/25/09	7:30	1	UF	—	0.001	U	0.8 (U)	0.002	0.000	0.001	U	0.005	0.000	—	2.698	0.003	112	0.00005	U	1.80	0.02	0.028
GW22-09-10576	6/25/2009	09-2474	Groundwater	939.00	6/25/09	7:30	1	F	Pending	0.001	U	—	0.002	0.000	0.001	U	0.001	U	0.46	2.031	0.007	—	0.00005	U	1.75	0.01	0.027
GW22-09-10570	6/26/2009	09-2495	Groundwater	939.00	6/25/09	19:30	1	UF	—	0.001	U	0.8 (U)	0.002	0.000	0.001	U	0.001	0.000	—	2.659	0.009	119	0.00005	U	1.81	0.00	0.026
GW22-09-10574	6/26/2009	09-2495	Groundwater	939.00	6/25/09	19:30	1	F	Pending	0.001	U	—	0.002	0.000	0.001	U	0.002	0.000	0.32	1.829	0.004	—	0.00005	U	1.73	0.01	0.026
GW22-09-10569	6/26/2009	09-2495	Groundwater	939.00	6/26/09	7:30	1	UF	—	0.001	U	0.8 (U)	0.001	0.000	0.001	U	0.002	0.000	—	3.456	0.015	112	0.00005	U	1.76	0.01	0.026
GW22-09-10573	6/26/2009	09-2495	Groundwater	939.00	6/26/09	7:30	1	F	Pending	0.002	0.000	—	0.001	0.000	0.001	U	0.002	0.000	0.34	1.969	0.003	—	0.00005	U	1.70	0.01	0.026
GW22-09-10568	6/29/2009	09-2502	Groundwater	939.00	6/26/09	19:30	1	UF	—	0.001	U	0.8 (U)	0.002	0.000	0.001	U	0.001	0.000	—	2.707	0.009	111	0.00005	U	1.77	0.01	0.026
GW22-09-10572	6/29/2009	09-2502	Groundwater	939.00	6/26/09	19:30	1	F	Pending	0.001	0.000	—	0.002	0.000	0.001	U	0.005	0.000	0.24	1.853	0.015	—	0.00005	U	1.74	0.01	0.025
GW22-09-10539	6/29/2009	09-2502	FB	NA	6/27/09	7:30	1	UF	—	0.001	U	0.8 (U)	0.001	U	0.001	U	0.001	U	0.01 (U)	0.010	0.000	4	0.00005	U	0.02	0.00	0.001
GW22-09-10550	6/29/2009	09-2502	Groundwater	939.00	6/27/09	7:30	1	UF	—	0.001	U	0.8 (U)	0.001	0.000	0.001	U	0.002	0.000	—	2.890	0.011	112	0.00005	U	1.87	0.01	0.030
GW22-09-10551	6/29/2009	09-2502	Groundwater	939.00	6/27/09	7:30	1	F	Pending	0.001	U	—	0.000	0.000	0.001	U	0.001	U	0.30	1.419	0.015	—	0.00005	U	1.79	0.01	0.030
GW22-09-10567	6/29/2009	09-2502	Groundwater	939.00	6/27/09	19:30	1	UF	—	0.001	U	0.8 (U)	0.001	0.000	0.001	U	0.002	0.000	—	2.282	0.011	105	0.00005	U	1.81	0.01	0.027
GW22-09-10571	6/29/2009	09-2502	Groundwater	939.00	6/27/09	19:30	1	F	Pending	0.002	0.000	—	0.002	0.000	0.001	U	0.004	0.000	0.26	1.506	0.006	—	0.00005	U	1.74	0.01	0.026
GW22-09-10565	6/29/2009	09-2502	Groundwater	939.00	6/28/09	19:30	1	UF	—	0.001	U	0.8 (U)	0.002	0.000	0.001	U	0.001	0.000	—	2.705	0.016	110	0.00005	U	1.89	0.01	0.030
GW22-09-10566	6/29/2009	09-2502	Groundwater	939.00	6/28/09	19:30	1	F	Pending	0.001	0.000	—	0.002	0.000	0.001	U	0.001	U	0.26	2.078	0.022	—	0.00005	0.00002	1.76	0.00	0.025
GW22-09-10563	6/30/2009	09-2513	Groundwater	939.00	6/29/09	19:30	1	UF	—	0.001	U	0.8 (U)	0.002	0.000	0.001	U	0.002	0.000	—	2.483	0.014	110	0.00005	U	1.78	0.01	0.030
GW22-09-10564	6/30/2009	09-2513	Groundwater	939.00	6/29/09	19:30	1	F	Pending	0.001	0.000	—	0.001	0.000	0.001	U	0.001	U	0.28	1.750	0.003	—	0.00005	U	1.77	0.01	0.031
GW22-09-10561	7/1/2009	09-2538	Groundwater	939.00	6/30/09	19:30	1	UF	—	0.001	U	0.8 (U)	0.002	0.000	0.001	U	0.002	0.000	—	3.097	0.017	108	0.00005	U	1.76	0.02	0.030
GW22-09-10562	7/1/2009	09-2538	Groundwater	939.00	6/30/09	19:30	1	F	Pending	0.001	0.000	—	0.001	0.000	0.001	U	0.001	U	0.33	3.094	0.011	—	0.00005	U	1.75	0.01	0.030
GW22-09-10535	7/6/2009	09-2551	Groundwater	939.00	7/1/07	19:30	1	F	Pending	0.001	U	—	0.002	0.000	0.001	U	0.001	0.000	0.29	2.443	0.026	—	0.00005	U	1.80	0.01	0.026
GW22-09-10536	7/7/2009	09-2551	Groundwater	939.00	7/1/09	19:30	1	UF	—	0.001	U	0.8 (U)	0.001	0.000	0.001	U	0.002	0.000	—	3.154	0.019	107	0.00005	U	1.74	0.01	0.027
GW22-09-10542	7/8/2009	09-2551	Duplicate	939.00	7/2/09	19:30	1	F	Pending	0.001	U	—	0.002	0.000	0.001	U	0.004	0.000	0.30	2.322	0.008	—	0.00005	U	1.72	0.02	0.029
GW22-09-10543	7/9/2009	09-2551	Duplicate	939.00	7/2/09	19:30	1	UF	—	0.001	U	0.8 (U)	0.002	0.000	0.001	U	0.002	0.000	—	3.102	0.012	106	0.00005	U	1.79	0.01	0.028
GW22-09-10547	7/10/2009	09-2551	Groundwater	939.00	7/2/09	19:30	1	F	Pending	0.001	U	—	0.002	0.000	0.001	U	0.003	0.000	0.30	2.308	0.011	—	0.00005	U	1.73	0.01	0.029
GW22-09-10548	7/11/2009	09-2551	Groundwater	939.00	7/2/09	19:30	1	UF	—	0.001	U	0.8 (U)	0.003	0.000	0.001	U	0.003	0.000	—	3.123	0.033	107	0.00005	U	1.74	0.01	0.029

Table A-2 (continued)

Sample ID	Date Received	ER/RRES-WQH	Sample Type	Sampler Intake Depth (ft bgs)	Date Sampled	Time	Screen	Field Prep	stdev (Li)	Mg rslt (ppm)	stdev (Mg)	Mn rslt (ppm)	stdev (Mn)	Mo rslt (ppm)	stdev (Mo)	Na rslt (ppm)	stdev (Na)	Ni rslt (ppm)	stdev (Ni)	NO2 (ppm)	NO2-N rslt	NO3 ppm	NO3-N rslt	C2O4 rslt (ppm)	Pb rslt (ppm)	stdev (Pb)	pH	PO4(-3) rslt (ppm)
GW22-09-10579	6/24/2009	09-2449	Groundwater	939.00	6/23/09	19:30	1	UF	0.001	5.23	0.04	0.135	0.001	0.001	0.000	11.92	0.05	0.005	0.000	—	—	—	—	—	0.0021	0.0000	7.40	—
GW22-09-10580	6/24/2009	09-2449	Groundwater	939.00	6/23/09	19:30	1	F	0.001	5.29	0.02	0.135	0.001	0.001	0.000	11.95	0.06	0.005	0.000	0.01	0.00 (U)	2.10	0.47	0.01 (U)	0.0002	U	—	0.01 (U)
GW22-09-10556	6/24/2009	09-2449	Groundwater	939.00	6/24/09	1:30	1	UF	0.000	5.48	0.01	0.091	0.001	0.001	0.000	12.49	0.03	0.003	0.000	—	—	—	—	—	0.0044	0.0004	7.37	—
GW22-09-10558	6/24/2009	09-2449	Groundwater	939.00	6/24/09	1:30	1	F	0.000	5.45	0.05	0.087	0.000	0.001	0.000	12.47	0.08	0.003	0.000	0.01	0.00	2.93	0.66	0.01 (U)	0.0002	U	—	0.01 (U)
GW22-09-10540	6/24/2009	09-2449	Duplicate	939.00	6/24/09	7:30	1	F	0.000	5.57	0.04	0.074	0.001	0.001	0.000	12.83	0.04	0.004	0.000	0.01	0.00 (U)	3.25	0.73	0.01 (U)	0.0002	U	—	0.01 (U)
GW22-09-10541	6/24/2009	09-2449	Duplicate	939.00	6/24/09	7:30	1	UF	0.001	5.48	0.02	0.075	0.000	0.001	0.000	12.69	0.04	0.004	0.000	—	—	—	—	—	0.0002	U	7.52	—
GW22-09-10553	6/24/2009	09-2449	Groundwater	939.00	6/24/09	7:30	1	F	0.000	5.49	0.02	0.080	0.001	0.001	0.000	12.52	0.06	0.004	0.000	0.01	0.00 (U)	3.57	0.81	0.01 (U)	0.0002	U	—	0.01 (U)
GW22-09-10554	6/24/2009	09-2449	Groundwater	939.00	6/24/09	7:30	1	UF	0.000	5.47	0.06	0.072	0.000	0.001	0.000	12.45	0.11	0.003	0.000	—	—	—	—	—	0.0002	U	7.35	—
GW22-09-10577	6/25/2009	09-2474	Groundwater	939.00	6/24/09	19:30	1	F	0.001	5.16	0.03	0.062	0.002	0.001	0.000	11.72	0.17	0.004	0.000	0.01	0.00 (U)	3.45	0.78	0.01 (U)	0.0002	U	—	0.01 (U)
GW22-09-10578	6/25/2009	09-2474	Groundwater	939.00	6/24/09	19:30	1	UF	0.001	5.17	0.02	0.065	0.001	0.001	0.000	11.79	0.06	0.004	0.000	—	—	—	—	—	0.0003	0.0000	7.49	—
GW22-09-10575	6/25/2009	09-2474	Groundwater	939.00	6/25/09	7:30	1	UF	0.000	5.22	0.05	0.064	0.001	0.001	0.000	11.99	0.02	0.004	0.000	—	—	—	—	—	0.0002	U	7.54	—
GW22-09-10576	6/25/2009	09-2474	Groundwater	939.00	6/25/09	7:30	1	F	0.000	5.14	0.04	0.062	0.001	0.001	0.000	11.81	0.13	0.004	0.000	0.28	0.09	3.19	0.72	0.01 (U)	0.0002	U	—	0.01 (U)
GW22-09-10570	6/26/2009	09-2495	Groundwater	939.00	6/25/09	19:30	1	UF	0.000	5.30	0.04	0.064	0.002	0.001	0.000	12.19	0.01	0.004	0.000	—	—	—	—	—	0.0002	U	7.32	—
GW22-09-10574	6/26/2009	09-2495	Groundwater	939.00	6/25/09	19:30	1	F	0.000	5.11	0.06	0.061	0.002	0.001	0.000	11.83	0.11	0.003	0.000	0.39	0.12	3.42	0.77	0.01 (U)	0.0002	U	—	0.08
GW22-09-10569	6/26/2009	09-2495	Groundwater	939.00	6/26/09	7:30	1	UF	0.000	5.16	0.04	0.071	0.000	0.001	0.000	11.99	0.07	0.004	0.000	—	—	—	—	—	0.0003	0.0000	7.21	—
GW22-09-10573	6/26/2009	09-2495	Groundwater	939.00	6/26/09	7:30	1	F	0.001	5.07	0.03	0.069	0.002	0.001	0.000	11.67	0.10	0.003	0.000	0.39	0.12	3.11	0.70	0.01 (U)	0.0002	U	—	0.06
GW22-09-10568	6/29/2009	09-2502	Groundwater	939.00	6/26/09	19:30	1	UF	0.000	5.22	0.02	0.065	0.000	0.001	0.000	11.93	0.02	0.003	0.000	—	—	—	—	—	0.0002	U	7.49	—
GW22-09-10572	6/29/2009	09-2502	Groundwater	939.00	6/26/09	19:30	1	F	0.000	5.11	0.05	0.063	0.000	0.001	0.000	11.75	0.03	0.003	0.000	0.49	0.15	2.52	0.57	0.01 (U)	0.0002	U	—	0.04
GW22-09-10539	6/29/2009	09-2502	FB	NA	6/27/09	7:30	1	UF	U	0.01	U	0.001	U	0.001	U	0.08	0.01	0.001	U	0.01	0.00 (U)	0.01	0.00 (U)	0.01 (U)	0.0002	U	7.21	0.01 (U)
GW22-09-10550	6/29/2009	09-2502	Groundwater	939.00	6/27/09	7:30	1	UF	0.000	5.23	0.06	0.071	0.001	0.001	0.000	12.45	0.03	0.002	0.000	—	—	—	—	—	0.0002	U	7.44	—
GW22-09-10551	6/29/2009	09-2502	Groundwater	939.00	6/27/09	7:30	1	F	0.000	5.04	0.11	0.069	0.002	0.001	0.000	11.90	0.09	0.002	0.000	0.41	0.12	2.35	0.53	0.01 (U)	0.0002	U	—	0.03
GW22-09-10567	6/29/2009	09-2502	Groundwater	939.00	6/27/09	19:30	1	UF	0.000	5.26	0.05	0.057	0.000	0.001	0.000	12.08	0.06	0.004	0.000	—	—	—	—	—	0.0007	0.0000	7.38	—
GW22-09-10571	6/29/2009	09-2502	Groundwater	939.00	6/27/09	19:30	1	F	0.000	5.11	0.04	0.058	0.001	0.001	0.000	11.82	0.12	0.004	0.000	0.48	0.15	2.50	0.56	0.01 (U)	0.0002	U	—	0.04
GW22-09-10565	6/29/2009	09-2502	Groundwater	939.00	6/28/09	19:30	1	UF	0.000	5.21	0.01	0.062	0.000	0.001	0.000	12.39	0.08	0.002	0.000	—	—	—	—	—	0.0002	U	7.48	—
GW22-09-10566	6/29/2009	09-2502	Groundwater	939.00	6/28/09	19:30	1	F	0.001	5.23	0.08	0.062	0.003	0.001	0.000	11.94	0.09	0.004	0.000	0.49	0.15	2.19	0.49	0.01 (U)	0.0002	U	—	0.04
GW22-09-10563	6/30/2009	09-2513	Groundwater	939.00	6/29/09	19:30	1	UF	0.001	5.08	0.04	0.053	0.001	0.001	0.000	12.02	0.05	0.002	0.000	—	—	—	—	—	0.0002	U	7.31	—
GW22-09-10564	6/30/2009	09-2513	Groundwater	939.00	6/29/09	19:30	1	F	0.001	5.07	0.01	0.052	0.001	0.001	0.000	11.91	0.06	0.002	0.000	0.42	0.13	2.60	0.59	0.01 (U)	0.0002	U	—	0.04
GW22-09-10561	7/1/2009	09-2538	Groundwater	939.00	6/30/09	19:30	1	UF	0.001	5.00	0.02	0.050	0.000	0.001	0.000	11.78	0.08	0.002	0.000	—	—	—	—	—	0.0024	0.0000	7.34	—
GW22-09-10562	7/1/2009	09-2538	Groundwater	939.00	6/30/09	19:30	1	F	0.000	4.99	0.03	0.051	0.001	0.001	0.000	11.81	0.04	0.002	0.000	0.14	0.04	2.14	0.48	0.01 (U)	0.0002	U	—	0.04
GW22-09-10535	7/6/2009	09-2551	Groundwater	939.00	7/1/07	19:30	1	F	0.000	4.94	0.05	0.045	0.000	0.001	0.000	12.33	0.09	0.003	0.000	0.15	0.05	0.02	0.00	0.01 (U)	0.0012	0.0001	—	0.01 (U)
GW22-09-10536	7/7/2009	09-2551	Groundwater	939.00	7/1/09	19:30	1	UF	0.000	4.81	0.03	0.046	0.001	0.001	0.000	11.85	0.09	0.003	0.000	—	—	—		—	0.0002	U	7.34	—
GW22-09-10542	7/8/2009	09-2551	Duplicate	939.00	7/2/09	19:30	1	F	0.000	4.82	0.05	0.041	0.000	0.001	0.000	11.79	0.08	0.007	0.000	0.29	0.09	2.63	0.59	0.01 (U)	0.0016	0.0000	—	0.01 (U)
GW22-09-10543	7/9/2009	09-2551	Duplicate	939.00	7/2/09	19:30	1	UF	0.001	5.01	0.02	0.042	0.000	0.001	0.000	12.21	0.07	0.002	0.000	—	—	—	—	—	0.0002	U	7.11	—
GW22-09-10547	7/10/2009	09-2551	Groundwater	939.00	7/2/09	19:30	1	F	0.000	4.85	0.03	0.042	0.000	0.001	0.000	11.86	0.04	0.006	0.000	0.23	0.07	2.61	0.59	0.01 (U)	0.0014	0.0000	—	0.01 (U)
GW22-09-10548	7/11/2009	09-2551	Groundwater	939.00	7/2/09	19:30	1	UF	0.000	4.89	0.03	0.042	0.000	0.001	0.000	11.91	0.07	0.002	0.000	—	—	—	—	—	0.0002	U	7.20	—

Table A-2 (continued)

Sample ID	Date Received	ER/RRES-WQH	Sample Type	Sampler Intake Depth (ft bgs)	Date Sampled	Time	Screen	Field Prep	Rb rslt (ppm)	stdev (Rb)	S2- rslt (ppm)	Sb rslt (ppm)	stdev (Sb)	Se rslt (ppm)	stdev (Se)	Si rslt (ppm)	stdev (Si)	SiO2 rslt (ppm)	stdev (SiO2)	Sn rslt (ppm)	stdev (Sn)	SO4(-2) rslt (ppm)	Sr rslt (ppm)	stdev (Sr)	Th rslt (ppm)	stdev (Th)	Ti rslt (ppm)
GW22-09-10579	6/24/2009	09-2449	Groundwater	939.00	6/23/09	19:30	1	UF	0.003	0.000	0.01 (U)	0.001	U	0.001	U	29	0	63	0	0.001	U	—	0.091	0.001	0.001	U	0.002
GW22-09-10580	6/24/2009	09-2449	Groundwater	939.00	6/23/09	19:30	1	F	0.003	0.000	—	0.001	U	0.001	U	29	0	63	0	0.001	U	6.51	0.089	0.001	0.001	U	0.002
GW22-09-10556	6/24/2009	09-2449	Groundwater	939.00	6/24/09	1:30	1	UF	0.003	0.000	0.01 (U)	0.001	U	0.001	U	31	0	65	0	0.001	U	—	0.090	0.001	0.001	U	0.002
GW22-09-10558	6/24/2009	09-2449	Groundwater	939.00	6/24/09	1:30	1	F	0.003	0.000	—	0.001	U	0.001	U	30	0	64	1	0.001	U	6.63	0.089	0.001	0.001	U	0.002
GW22-09-10540	6/24/2009	09-2449	Duplicate	939.00	6/24/09	7:30	1	F	0.003	0.000	—	0.001	U	0.001	U	31	0	66	0	0.001	U	6.66	0.090	0.001	0.001	U	0.002
GW22-09-10541	6/24/2009	09-2449	Duplicate	939.00	6/24/09	7:30	1	UF	0.003	0.000	0.01 (U)	0.001	U	0.001	U	31	0	67	0	0.001	U	—	0.091	0.001	0.001	U	0.002
GW22-09-10553	6/24/2009	09-2449	Groundwater	939.00	6/24/09	7:30	1	F	0.003	0.000	—	0.001	0.001	0.001	U	31	0	66	0	0.001	U	6.65	0.091	0.000	0.001	U	0.002
GW22-09-10554	6/24/2009	09-2449	Groundwater	939.00	6/24/09	7:30	1	UF	0.003	0.000	0.01 (U)	0.001	U	0.001	U	31	0	66	0	0.001	U	—	0.090	0.000	0.001	U	0.002
GW22-09-10577	6/25/2009	09-2474	Groundwater	939.00	6/24/09	19:30	1	F	0.003	0.000	—	0.001	U	0.001	U	30	0	65	0	0.001	U	6.65	0.087	0.000	0.001	U	0.002
GW22-09-10578	6/25/2009	09-2474	Groundwater	939.00	6/24/09	19:30	1	UF	0.003	0.000	0.01 (U)	0.001	U	0.001	U	31	0	66	0	0.001	U	—	0.088	0.000	0.001	U	0.002
GW22-09-10575	6/25/2009	09-2474	Groundwater	939.00	6/25/09	7:30	1	UF	0.003	0.000	0.01 (U)	0.001	U	0.001	U	31	0	67	0	0.001	U	—	0.092	0.001	0.001	U	0.002
GW22-09-10576	6/25/2009	09-2474	Groundwater	939.00	6/25/09	7:30	1	F	0.003	0.000	—	0.001	U	0.001	U	31	0	66	1	0.001	U	6.55	0.091	0.003	0.001	U	0.002
GW22-09-10570	6/26/2009	09-2495	Groundwater	939.00	6/25/09	19:30	1	UF	0.003	0.000	0.01 (U)	0.001	U	0.001	U	32	0	69	0	0.001	U	—	0.088	0.002	0.001	U	0.002
GW22-09-10574	6/26/2009	09-2495	Groundwater	939.00	6/25/09	19:30	1	F	0.003	0.000	—	0.001	U	0.001	U	31	0	67	0	0.001	U	6.51	0.084	0.001	0.001	U	0.002
GW22-09-10569	6/26/2009	09-2495	Groundwater	939.00	6/26/09	7:30	1	UF	0.003	0.000	0.01 (U)	0.001	U	0.001	U	32	0	68	0	0.001	U	—	0.089	0.001	0.001	U	0.002
GW22-09-10573	6/26/2009	09-2495	Groundwater	939.00	6/26/09	7:30	1	F	0.003	0.000	—	0.001	U	0.001	U	31	0	66	0	0.001	U	6.45	0.086	0.003	0.001	U	0.002
GW22-09-10568	6/29/2009	09-2502	Groundwater	939.00	6/26/09	19:30	1	UF	0.003	0.000	0.01 (U)	0.001	U	0.001	U	32	0	67	1	0.001	U	—	0.087	0.001	0.001	U	0.002
GW22-09-10572	6/29/2009	09-2502	Groundwater	939.00	6/26/09	19:30	1	F	0.003	0.000	—	0.001	U	0.001	U	31	0	66	0	0.001	U	4.47	0.086	0.002	0.001	U	0.002
GW22-09-10539	6/29/2009	09-2502	FB	NA	6/27/09	7:30	1	UF	0.000	0.000	0.01 (U)	0.001	U	0.001	U	0.01	U	0.02	U	0.001	U	0.01 (U)	0.001	U	0.001	U	0.002
GW22-09-10550	6/29/2009	09-2502	Groundwater	939.00	6/27/09	7:30	1	UF	0.003	0.000	0.01 (U)	0.001	U	0.001	U	31	0	66	0	0.001	U	—	0.087	0.001	0.001	U	0.002
GW22-09-10551	6/29/2009	09-2502	Groundwater	939.00	6/27/09	7:30	1	F	0.003	0.000	—	0.001	U	0.001	U	30	0	63	1	0.001	U	4.46	0.083	0.001	0.001	U	0.002
GW22-09-10567	6/29/2009	09-2502	Groundwater	939.00	6/27/09	19:30	1	UF	0.003	0.000	0.01 (U)	0.001	U	0.001	U	32	0	68	0	0.001	U	—	0.088	0.000	0.001	U	0.002
GW22-09-10571	6/29/2009	09-2502	Groundwater	939.00	6/27/09	19:30	1	F	0.003	0.000	—	0.001	U	0.001	U	31	0	66	0	0.001	U	4.50	0.085	0.002	0.001	U	0.002
GW22-09-10565	6/29/2009	09-2502	Groundwater	939.00	6/28/09	19:30	1	UF	0.003	0.000	0.01 (U)	0.001	U	0.001	U	31	0	67	1	0.001	U	—	0.086	0.001	0.001	U	0.002
GW22-09-10566	6/29/2009	09-2502	Groundwater	939.00	6/28/09	19:30	1	F	0.003	0.000	—	0.001	U	0.001	U	32	0	68	0	0.001	U	4.48	0.087	0.001	0.001	U	0.002
GW22-09-10563	6/30/2009	09-2513	Groundwater	939.00	6/29/09	19:30	1	UF	0.003	0.000	0.01 (U)	0.001	U	0.001	U	31	0	67	1	0.001	U	—	0.084	0.001	0.001	U	0.002
GW22-09-10564	6/30/2009	09-2513	Groundwater	939.00	6/29/09	19:30	1	F	0.003	0.000	—	0.001	U	0.001	U	31	0	65	0	0.001	U	4.50	0.083	0.001	0.001	U	0.002
GW22-09-10561	7/1/2009	09-2538	Groundwater	939.00	6/30/09	19:30	1	UF	0.003	0.000	0.01 (U)	0.001	U	0.001	U	31	0	66	1	0.001	U	—	0.082	0.001	0.001	U	0.002
GW22-09-10562	7/1/2009	09-2538	Groundwater	939.00	6/30/09	19:30	1	F	0.003	0.000	—	0.001	U	0.001	U	31	0	65	0	0.001	U	4.76	0.083	0.001	0.001	U	0.002
GW22-09-10535	7/6/2009	09-2551	Groundwater	939.00	7/1/07	19:30	1	F	0.003	0.000	—	0.001	U	0.001	U	31	0	67	0	0.001	U	5.08	0.081	0.001	0.001	U	0.002
GW22-09-10536	7/7/2009	09-2551	Groundwater	939.00	7/1/09	19:30	1	UF	0.003	0.000	0.01 (U)	0.001	U	0.001	U	31	0	65	0	0.001	U	—	0.079	0.000	0.001	U	0.002
GW22-09-10542	7/8/2009	09-2551	Duplicate	939.00	7/2/09	19:30	1	F	0.003	0.000	—	0.001	U	0.001	U	31	0	65	0	0.001	U	5.11	0.079	0.001	0.001	U	0.002
GW22-09-10543	7/9/2009	09-2551	Duplicate	939.00	7/2/09	19:30	1	UF	0.003	0.000	0.01 (U)	0.001	U	0.001	U	32	0	68	1	0.001	U	—	0.082	0.000	0.001	U	0.002
GW22-09-10547	7/10/2009	09-2551	Groundwater	939.00	7/2/09	19:30	1	F	0.003	0.000	—	0.001	U	0.001	U	31	0	66	0	0.001	U	5.08	0.079	0.001	0.001	U	0.002
GW22-09-10548	7/11/2009	09-2551	Groundwater	939.00	7/2/09	19:30	1	UF	0.003	0.000	0.01 (U)	0.001	U	0.001	U	31	0	67	1	0.001	U	—	0.080	0.001	0.001	U	0.002

Table A-2 (continued)

Sample ID	Date Received	ER/RRES-WQH	Sample Type	Sampler Intake Depth (ft bgs)	Date Sampled	Time	Screen	Field Prep	stdev (Ti)	Tl rslt (ppm)	stdev (Tl)	U rslt (ppm)	stdev (U)	V rslt (ppm)	stdev (V)	Zn rslt (ppm)	stdev (Zn)	TDS (ppm)	Cations	Anions	Balance
GW22-09-10579	6/24/2009	09-2449	Groundwater	939.00	6/23/09	19:30	1	UF	U	0.001	U	0.0007	0.0000	0.002	0.000	0.035	0.000	222	1.99	1.93	0.02
GW22-09-10580	6/24/2009	09-2449	Groundwater	939.00	6/23/09	19:30	1	F	U	0.001	U	0.0007	0.0000	0.002	0.000	0.009	0.000	118	2.01	—	—
GW22-09-10556	6/24/2009	09-2449	Groundwater	939.00	6/24/09	1:30	1	UF	U	0.001	U	0.0009	0.0000	0.002	0.000	0.008	0.000	225	2.05	1.93	0.03
GW22-09-10558	6/24/2009	09-2449	Groundwater	939.00	6/24/09	1:30	1	F	U	0.001	U	0.0009	0.0000	0.002	0.000	0.002	0.000	121	2.04	—	—
GW22-09-10540	6/24/2009	09-2449	Duplicate	939.00	6/24/09	7:30	1	F	U	0.001	U	0.0010	0.0000	0.002	0.000	0.004	0.000	124	2.09	—	—
GW22-09-10541	6/24/2009	09-2449	Duplicate	939.00	6/24/09	7:30	1	UF	U	0.001	U	0.0010	0.0001	0.003	0.000	0.007	0.000	232	2.08	2.01	0.02
GW22-09-10553	6/24/2009	09-2449	Groundwater	939.00	6/24/09	7:30	1	F	U	0.001	U	0.0010	0.0000	0.002	0.000	0.006	0.000	123	2.05	—	—
GW22-09-10554	6/24/2009	09-2449	Groundwater	939.00	6/24/09	7:30	1	UF	U	0.001	U	0.0011	0.0000	0.002	0.000	0.002	0.000	225	2.05	1.93	0.03
GW22-09-10577	6/25/2009	09-2474	Groundwater	939.00	6/24/09	19:30	1	F	U	0.001	U	0.0009	0.0000	0.002	0.000	0.006	0.000	121	1.96	—	—
GW22-09-10578	6/25/2009	09-2474	Groundwater	939.00	6/24/09	19:30	1	UF	U	0.001	U	0.0009	0.0001	0.003	0.000	0.011	0.000	221	1.98	1.88	0.02
GW22-09-10575	6/25/2009	09-2474	Groundwater	939.00	6/25/09	7:30	1	UF	U	0.001	U	0.0008	0.0000	0.003	0.000	0.010	0.000	221	1.97	1.87	0.03
GW22-09-10576	6/25/2009	09-2474	Groundwater	939.00	6/25/09	7:30	1	F	U	0.001	U	0.0009	0.0000	0.002	0.000	0.002	0.000	121	1.94	—	—
GW22-09-10570	6/26/2009	09-2495	Groundwater	939.00	6/25/09	19:30	1	UF	U	0.001	U	0.0008	0.0001	0.003	0.000	0.003	0.000	230	1.98	1.98	0.00
GW22-09-10574	6/26/2009	09-2495	Groundwater	939.00	6/25/09	19:30	1	F	U	0.001	U	0.0008	0.0000	0.002	0.000	0.009	0.000	123	1.94	—	—
GW22-09-10569	6/26/2009	09-2495	Groundwater	939.00	6/26/09	7:30	1	UF	U	0.001	U	0.0007	0.0000	0.002	0.000	0.004	0.000	222	1.95	1.86	0.02
GW22-09-10573	6/26/2009	09-2495	Groundwater	939.00	6/26/09	7:30	1	F	U	0.001	U	0.0006	0.0000	0.002	0.000	0.011	0.000	121	1.93	—	—
GW22-09-10568	6/29/2009	09-2502	Groundwater	939.00	6/26/09	19:30	1	UF	U	0.001	U	0.0007	0.0000	0.002	0.000	0.002	0.000	220	1.95	1.85	0.03
GW22-09-10572	6/29/2009	09-2502	Groundwater	939.00	6/26/09	19:30	1	F	U	0.001	U	0.0007	0.0001	0.002	0.000	0.005	0.000	117	1.94	—	—
GW22-09-10539	6/29/2009	09-2502	FB	NA	6/27/09	7:30	1	UF	U	0.001	U	0.0002	U	0.001	U	0.004	0.000	5	0.01	0.09	-0.86
GW22-09-10550	6/29/2009	09-2502	Groundwater	939.00	6/27/09	7:30	1	UF	U	0.001	U	0.0006	0.0000	0.002	0.000	0.006	0.000	221	1.99	1.87	0.03
GW22-09-10551	6/29/2009	09-2502	Groundwater	939.00	6/27/09	7:30	1	F	U	0.001	U	0.0006	0.0000	0.001	0.000	0.004	0.000	114	1.93	—	—
GW22-09-10567	6/29/2009	09-2502	Groundwater	939.00	6/27/09	19:30	1	UF	U	0.001	U	0.0008	0.0000	0.002	0.000	0.004	0.000	214	1.97	1.75	0.06
GW22-09-10571	6/29/2009	09-2502	Groundwater	939.00	6/27/09	19:30	1	F	U	0.001	U	0.0007	0.0000	0.002	0.000	0.007	0.000	117	1.95	—	—
GW22-09-10565	6/29/2009	09-2502	Groundwater	939.00	6/28/09	19:30	1	UF	U	0.001	U	0.0006	0.0000	0.002	0.000	0.003	0.000	219	1.96	1.83	0.03
GW22-09-10566	6/29/2009	09-2502	Groundwater	939.00	6/28/09	19:30	1	F	U	0.001	U	0.0006	0.0000	0.002	0.000	0.002	0.000	119	1.94	—	—
GW22-09-10563	6/30/2009	09-2513	Groundwater	939.00	6/29/09	19:30	1	UF	U	0.001	U	0.0008	0.0000	0.002	0.000	0.003	0.000	218	1.92	1.83	0.02
GW22-09-10564	6/30/2009	09-2513	Groundwater	939.00	6/29/09	19:30	1	F	U	0.001	U	0.0008	0.0000	0.002	0.000	0.002	0.000	116	1.91	—	—
GW22-09-10561	7/1/2009	09-2538	Groundwater	939.00	6/30/09	19:30	1	UF	U	0.001	U	0.0008	0.0000	0.002	0.000	0.013	0.000	215	1.89	1.80	0.02
GW22-09-10562	7/1/2009	09-2538	Groundwater	939.00	6/30/09	19:30	1	F	U	0.001	U	0.0008	0.0000	0.002	0.000	0.001	0.000	106	1.89	—	—
GW22-09-10535	7/6/2009	09-2551	Groundwater	939.00	7/1/07	19:30	1	F	U	0.001	U	0.0008	0.0000	0.002	0.000	0.005	0.000	116	1.91	—	—
GW22-09-10536	7/7/2009	09-2551	Groundwater	939.00	7/1/09	19:30	1	UF	U	0.001	U	0.0008	0.0000	0.002	0.000	0.005	0.000	106	1.88	0.03	0.97
GW22-09-10542	7/8/2009	09-2551	Duplicate	939.00	7/2/09	19:30	1	F	U	0.001	U	0.0009	0.0000	0.003	0.000	0.027	0.000	117	1.86	—	—
GW22-09-10543	7/9/2009	09-2551	Duplicate	939.00	7/2/09	19:30	1	UF	U	0.001	U	0.0009	0.0000	0.003	0.000	0.007	0.000	109	1.90	0.03	0.97
GW22-09-10547	7/10/2009	09-2551	Groundwater	939.00	7/2/09	19:30	1	F	U	0.001	U	0.0010	0.0001	0.003	0.000	0.026	0.000	117	1.87	—	—
GW22-09-10548	7/11/2009	09-2551	Groundwater	939.00	7/2/09	19:30	1	UF	U	0.001	U	0.0009	0.0001	0.003	0.000	0.007	0.000	108	1.87	0.03	0.97

Notes: — = Not on analyte list for that sample; F = filtered; UF = Unfiltered; U = undetected; FB = field blank; NA = not analyzed.

Table A-3
Offsite Laboratory Analytical Results for Screen 1

Location	Port Name	Port Depth (ft)	Request	Sample	Field Prep	Field Matrix	Field QC Type	Lab Sample Type	Date	Suite	Method	Analyte	Symbol	Result	Units	Lab Qual	MDL	Quant Limit	Lab
R-22	MP1A	907.1	09-2464	GW22-09-10540	F	WG	FD	CS	6/24/2009	Geninorg	SW-846:6850	Perchlorate		0.236	µg/L		0.05	0.2	GELC
R-22	MP1A	907.1	09-2464	GW22-09-10541	UF	WG	FD	CS	6/24/2009	Voa	SW-846:8260B	Acetone	<	10	µg/L	U	3.5	10	GELC
R-22	MP1A	907.1	09-2464	GW22-09-10541	UF	WG	FD	CS	6/24/2009	Voa	SW-846:8260B	Acetonitrile	<	25	µg/L	U	6.3	25	GELC
R-22	MP1A	907.1	09-2464	GW22-09-10541	UF	WG	FD	CS	6/24/2009	Voa	SW-846:8260B	Acrolein	<	5	µg/L	U	1.3	5	GELC
R-22	MP1A	907.1	09-2464	GW22-09-10541	UF	WG	FD	CS	6/24/2009	Voa	SW-846:8260B	Acrylonitrile	<	5	µg/L	U	1	5	GELC
R-22	MP1A	907.1	09-2464	GW22-09-10541	UF	WG	FD	CS	6/24/2009	Voa	SW-846:8260B	Benzene	<	1	µg/L	U	0.3	1	GELC
R-22	MP1A	907.1	09-2464	GW22-09-10541	UF	WG	FD	CS	6/24/2009	Voa	SW-846:8260B	Bromobenzene	<	1	µg/L	U	0.25	1	GELC
R-22	MP1A	907.1	09-2464	GW22-09-10541	UF	WG	FD	CS	6/24/2009	Voa	SW-846:8260B	Bromochloromethane	<	1	µg/L	U	0.3	1	GELC
R-22	MP1A	907.1	09-2464	GW22-09-10541	UF	WG	FD	CS	6/24/2009	Voa	SW-846:8260B	Bromodichloromethane	<	1	µg/L	U	0.25	1	GELC
R-22	MP1A	907.1	09-2464	GW22-09-10541	UF	WG	FD	CS	6/24/2009	Voa	SW-846:8260B	Bromoform	<	1	µg/L	U	0.25	1	GELC
R-22	MP1A	907.1	09-2464	GW22-09-10541	UF	WG	FD	CS	6/24/2009	Voa	SW-846:8260B	Bromomethane	<	1	µg/L	U	0.3	1	GELC
R-22	MP1A	907.1	09-2464	GW22-09-10541	UF	WG	FD	CS	6/24/2009	Voa	SW-846:8260B	Butanol[1-]	<	50	µg/L	U	15	50	GELC
R-22	MP1A	907.1	09-2464	GW22-09-10541	UF	WG	FD	CS	6/24/2009	Voa	SW-846:8260B	Butanone[2-]	<	5	µg/L	U	1.3	5	GELC
R-22	MP1A	907.1	09-2464	GW22-09-10541	UF	WG	FD	CS	6/24/2009	Voa	SW-846:8260B	Butylbenzene[n-]	<	1	µg/L	U	0.25	1	GELC
R-22	MP1A	907.1	09-2464	GW22-09-10541	UF	WG	FD	CS	6/24/2009	Voa	SW-846:8260B	Butylbenzene[sec-]	<	1	µg/L	U	0.25	1	GELC
R-22	MP1A	907.1	09-2464	GW22-09-10541	UF	WG	FD	CS	6/24/2009	Voa	SW-846:8260B	Butylbenzene[tert-]	<	1	µg/L	U	0.25	1	GELC
R-22	MP1A	907.1	09-2464	GW22-09-10541	UF	WG	FD	CS	6/24/2009	Voa	SW-846:8260B	Carbon Disulfide	<	5	µg/L	U	1.3	5	GELC
R-22	MP1A	907.1	09-2464	GW22-09-10541	UF	WG	FD	CS	6/24/2009	Voa	SW-846:8260B	Carbon Tetrachloride	<	1	µg/L	U	0.3	1	GELC
R-22	MP1A	907.1	09-2464	GW22-09-10541	UF	WG	FD	CS	6/24/2009	Voa	SW-846:8260B	Chloro-1,3-butadiene[2-]	<	1	µg/L	U	0.3	1	GELC
R-22	MP1A	907.1	09-2464	GW22-09-10541	UF	WG	FD	CS	6/24/2009	Voa	SW-846:8260B	Chloro-1-propene[3-]	<	5	µg/L	U	1.5	5	GELC
R-22	MP1A	907.1	09-2464	GW22-09-10541	UF	WG	FD	CS	6/24/2009	Voa	SW-846:8260B	Chlorobenzene	<	1	µg/L	U	0.25	1	GELC
R-22	MP1A	907.1	09-2464	GW22-09-10541	UF	WG	FD	CS	6/24/2009	Voa	SW-846:8260B	Chlorodibromomethane	<	1	µg/L	U	0.3	1	GELC
R-22	MP1A	907.1	09-2464	GW22-09-10541	UF	WG	FD	CS	6/24/2009	Voa	SW-846:8260B	Chloroethane	<	1	µg/L	U	0.3	1	GELC
R-22	MP1A	907.1	09-2464	GW22-09-10541	UF	WG	FD	CS	6/24/2009	Voa	SW-846:8260B	Chloroform	<	1	µg/L	U	0.25	1	GELC
R-22	MP1A	907.1	09-2464	GW22-09-10541	UF	WG	FD	CS	6/24/2009	Voa	SW-846:8260B	Chloromethane	<	1	µg/L	U	0.3	1	GELC
R-22	MP1A	907.1	09-2464	GW22-09-10541	UF	WG	FD	CS	6/24/2009	Voa	SW-846:8260B	Chlorotoluene[2-]	<	1	µg/L	U	0.25	1	GELC
R-22	MP1A	907.1	09-2464	GW22-09-10541	UF	WG	FD	CS	6/24/2009	Voa	SW-846:8260B	Chlorotoluene[4-]	<	1	µg/L	U	0.25	1	GELC
R-22	MP1A	907.1	09-2464	GW22-09-10541	UF	WG	FD	CS	6/24/2009	Voa	SW-846:8260B	Dibromo-3-Chloropropane[1,2-]	<	1	µg/L	U	0.3	1	GELC
R-22	MP1A	907.1	09-2464	GW22-09-10541	UF	WG	FD	CS	6/24/2009	Voa	SW-846:8260B	Dibromoethane[1,2-]	<	1	µg/L	U	0.25	1	GELC
R-22	MP1A	907.1	09-2464	GW22-09-10541	UF	WG	FD	CS	6/24/2009	Voa	SW-846:8260B	Dibromomethane	<	1	µg/L	U	0.3	1	GELC
R-22	MP1A	907.1	09-2464	GW22-09-10541	UF	WG	FD	CS	6/24/2009	Voa	SW-846:8260B	Dichlorobenzene[1,2-]	<	1	µg/L	U	0.25	1	GELC
R-22	MP1A	907.1	09-2464	GW22-09-10541	UF	WG	FD	CS	6/24/2009	Voa	SW-846:8260B	Dichlorobenzene[1,3-]	<	1	µg/L	U	0.25	1	GELC
R-22	MP1A	907.1	09-2464	GW22-09-10541	UF	WG	FD	CS	6/24/2009	Voa	SW-846:8260B	Dichlorobenzene[1,4-]	<	1	µg/L	U	0.25	1	GELC
R-22	MP1A	907.1	09-2464	GW22-09-10541	UF	WG	FD	CS	6/24/2009	Voa	SW-846:8260B	Dichlorodifluoromethane	<	1	µg/L	U	0.3	1	GELC
R-22	MP1A	907.1	09-2464	GW22-09-10541	UF	WG	FD	CS	6/24/2009	Voa	SW-846:8260B	Dichloroethane[1,1-]	<	1	µg/L	U	0.3	1	GELC

Table A-3 (continued)

Location	Port Name	Port Depth (ft)	Request	Sample	Field Prep	Field Matrix	Field QC Type	Lab Sample Type	Date	Suite	Method	Analyte	Symbol	Result	Units	Lab Qual	MDL	Quant Limit	Lab
R-22	MP1A	907.1	09-2464	GW22-09-10541	UF	WG	FD	CS	6/24/2009	Voa	SW-846:8260B	Dichloroethane[1,2-]	<	1	µg/L	U	0.25	1	GELC
R-22	MP1A	907.1	09-2464	GW22-09-10541	UF	WG	FD	CS	6/24/2009	Voa	SW-846:8260B	Dichloroethene[1,1-]	<	1	µg/L	U	0.3	1	GELC
R-22	MP1A	907.1	09-2464	GW22-09-10541	UF	WG	FD	CS	6/24/2009	Voa	SW-846:8260B	Dichloroethene[cis-1,2-]	<	1	µg/L	U	0.3	1	GELC
R-22	MP1A	907.1	09-2464	GW22-09-10541	UF	WG	FD	CS	6/24/2009	Voa	SW-846:8260B	Dichloroethene[trans-1,2-]	<	1	µg/L	U	0.3	1	GELC
R-22	MP1A	907.1	09-2464	GW22-09-10541	UF	WG	FD	CS	6/24/2009	Voa	SW-846:8260B	Dichloropropane[1,2-]	<	1	µg/L	U	0.25	1	GELC
R-22	MP1A	907.1	09-2464	GW22-09-10541	UF	WG	FD	CS	6/24/2009	Voa	SW-846:8260B	Dichloropropane[1,3-]	<	1	µg/L	U	0.3	1	GELC
R-22	MP1A	907.1	09-2464	GW22-09-10541	UF	WG	FD	CS	6/24/2009	Voa	SW-846:8260B	Dichloropropane[2,2-]	<	1	µg/L	U	0.3	1	GELC
R-22	MP1A	907.1	09-2464	GW22-09-10541	UF	WG	FD	CS	6/24/2009	Voa	SW-846:8260B	Dichloropropene[1,1-]	<	1	µg/L	U	0.25	1	GELC
R-22	MP1A	907.1	09-2464	GW22-09-10541	UF	WG	FD	CS	6/24/2009	Voa	SW-846:8260B	Dichloropropene[cis-1,3-]	<	1	µg/L	U	0.25	1	GELC
R-22	MP1A	907.1	09-2464	GW22-09-10541	UF	WG	FD	CS	6/24/2009	Voa	SW-846:8260B	Dichloropropene[trans-1,3-]	<	1	µg/L	U	0.25	1	GELC
R-22	MP1A	907.1	09-2464	GW22-09-10541	UF	WG	FD	CS	6/24/2009	Voa	SW-846:8260B	Diethyl Ether	<	1	µg/L	U	0.3	1	GELC
R-22	MP1A	907.1	09-2464	GW22-09-10541	UF	WG	FD	CS	6/24/2009	Voa	SW-846:8260B	Ethyl Methacrylate	<	5	µg/L	U	1	5	GELC
R-22	MP1A	907.1	09-2464	GW22-09-10541	UF	WG	FD	CS	6/24/2009	Voa	SW-846:8260B	Ethylbenzene	<	1	µg/L	U	0.25	1	GELC
R-22	MP1A	907.1	09-2464	GW22-09-10541	UF	WG	FD	CS	6/24/2009	Voa	SW-846:8260B	Hexachlorobutadiene	<	1	µg/L	U	0.3	1	GELC
R-22	MP1A	907.1	09-2464	GW22-09-10541	UF	WG	FD	CS	6/24/2009	Voa	SW-846:8260B	Hexanone[2-]	<	5	µg/L	U	1.3	5	GELC
R-22	MP1A	907.1	09-2464	GW22-09-10541	UF	WG	FD	CS	6/24/2009	Voa	SW-846:8260B	Iodomethane	<	5	µg/L	U	1.3	5	GELC
R-22	MP1A	907.1	09-2464	GW22-09-10541	UF	WG	FD	CS	6/24/2009	Voa	SW-846:8260B	Isobutyl alcohol	<	50	µg/L	U	13	50	GELC
R-22	MP1A	907.1	09-2464	GW22-09-10541	UF	WG	FD	CS	6/24/2009	Voa	SW-846:8260B	Isopropylbenzene	<	1	µg/L	U	0.25	1	GELC
R-22	MP1A	907.1	09-2464	GW22-09-10541	UF	WG	FD	CS	6/24/2009	Voa	SW-846:8260B	Isopropyltoluene[4-]	<	1	µg/L	U	0.25	1	GELC
R-22	MP1A	907.1	09-2464	GW22-09-10541	UF	WG	FD	CS	6/24/2009	Voa	SW-846:8260B	Methacrylonitrile	<	5	µg/L	U	1	5	GELC
R-22	MP1A	907.1	09-2464	GW22-09-10541	UF	WG	FD	CS	6/24/2009	Voa	SW-846:8260B	Methyl Methacrylate	<	5	µg/L	U	1	5	GELC
R-22	MP1A	907.1	09-2464	GW22-09-10541	UF	WG	FD	CS	6/24/2009	Voa	SW-846:8260B	Methyl tert-Butyl Ether	<	1	µg/L	U	0.25	1	GELC
R-22	MP1A	907.1	09-2464	GW22-09-10541	UF	WG	FD	CS	6/24/2009	Voa	SW-846:8260B	Methyl-2-pentanone[4-]	<	5	µg/L	U	1.3	5	GELC
R-22	MP1A	907.1	09-2464	GW22-09-10541	UF	WG	FD	CS	6/24/2009	Voa	SW-846:8260B	Methylene Chloride	<	10	µg/L	U	3	10	GELC
R-22	MP1A	907.1	09-2464	GW22-09-10541	UF	WG	FD	CS	6/24/2009	Voa	SW-846:8260B	Naphthalene	<	1	µg/L	U	0.25	1	GELC
R-22	MP1A	907.1	09-2464	GW22-09-10541	UF	WG	FD	CS	6/24/2009	Voa	SW-846:8260B	Propionitrile	<	5	µg/L	U	1.5	5	GELC
R-22	MP1A	907.1	09-2464	GW22-09-10541	UF	WG	FD	CS	6/24/2009	Voa	SW-846:8260B	Propylbenzene[1-]	<	1	µg/L	U	0.25	1	GELC
R-22	MP1A	907.1	09-2464	GW22-09-10541	UF	WG	FD	CS	6/24/2009	Voa	SW-846:8260B	Styrene	<	1	µg/L	U	0.25	1	GELC
R-22	MP1A	907.1	09-2464	GW22-09-10541	UF	WG	FD	CS	6/24/2009	Voa	SW-846:8260B	Tetrachloroethane[1,1,1,2-]	<	1	µg/L	U	0.3	1	GELC
R-22	MP1A	907.1	09-2464	GW22-09-10541	UF	WG	FD	CS	6/24/2009	Voa	SW-846:8260B	Tetrachloroethane[1,1,2,2-]	<	1	µg/L	U	0.25	1	GELC
R-22	MP1A	907.1	09-2464	GW22-09-10541	UF	WG	FD	CS	6/24/2009	Voa	SW-846:8260B	Tetrachloroethene	<	1	µg/L	U	0.3	1	GELC
R-22	MP1A	907.1	09-2464	GW22-09-10541	UF	WG	FD	CS	6/24/2009	Voa	SW-846:8260B	Toluene	<	1	µg/L	U	0.25	1	GELC
R-22	MP1A	907.1	09-2464	GW22-09-10541	UF	WG	FD	CS	6/24/2009	Voa	SW-846:8260B	Trichloro-1,2,2-trifluoroethane[1,1,2-]	<	5	µg/L	U	1	5	GELC
R-22	MP1A	907.1	09-2464	GW22-09-10541	UF	WG	FD	CS	6/24/2009	Voa	SW-846:8260B	Trichlorobenzene[1,2,3-]	<	1	µg/L	U	0.33	1	GELC
R-22	MP1A	907.1	09-2464	GW22-09-10541	UF	WG	FD	CS	6/24/2009	Voa	SW-846:8260B	Trichlorobenzene[1,2,4-]	<	1	µg/L	U	0.3	1	GELC
R-22	MP1A	907.1	09-2464	GW22-09-10541	UF	WG	FD	CS	6/24/2009	Voa	SW-846:8260B	Trichloroethane[1,1,1-]	<	1	µg/L	U	0.33	1	GELC
R-22	MP1A	907.1	09-2464	GW22-09-10541	UF	WG	FD	CS	6/24/2009	Voa	SW-846:8260B	Trichloroethane[1,1,2-]	<	1	µg/L	U	0.25	1	GELC

Table A-3 (continued)

Location	Port Name	Port Depth (ft)	Request	Sample	Field Prep	Field Matrix	Field QC Type	Lab Sample Type	Date	Suite	Method	Analyte	Symbol	Result	Units	Lab Qual	MDL	Quant Limit	Lab
R-22	MP1A	907.1	09-2464	GW22-09-10541	UF	WG	FD	CS	6/24/2009	Voa	SW-846:8260B	Trichloroethene	<	1	µg/L	U	0.25	1	GELC
R-22	MP1A	907.1	09-2464	GW22-09-10541	UF	WG	FD	CS	6/24/2009	Voa	SW-846:8260B	Trichlorofluoromethane	<	1	µg/L	U	0.3	1	GELC
R-22	MP1A	907.1	09-2464	GW22-09-10541	UF	WG	FD	CS	6/24/2009	Voa	SW-846:8260B	Trichloropropane[1,2,3-]	<	1	µg/L	U	0.3	1	GELC
R-22	MP1A	907.1	09-2464	GW22-09-10541	UF	WG	FD	CS	6/24/2009	Voa	SW-846:8260B	Trimethylbenzene[1,2,4-]	<	1	µg/L	U	0.25	1	GELC
R-22	MP1A	907.1	09-2464	GW22-09-10541	UF	WG	FD	CS	6/24/2009	Voa	SW-846:8260B	Trimethylbenzene[1,3,5-]	<	1	µg/L	U	0.25	1	GELC
R-22	MP1A	907.1	09-2464	GW22-09-10541	UF	WG	FD	CS	6/24/2009	Voa	SW-846:8260B	Vinyl acetate	<	5	µg/L	U	1.5	5	GELC
R-22	MP1A	907.1	09-2464	GW22-09-10541	UF	WG	FD	CS	6/24/2009	Voa	SW-846:8260B	Vinyl Chloride	<	1	µg/L	U	0.5	1	GELC
R-22	MP1A	907.1	09-2464	GW22-09-10541	UF	WG	FD	CS	6/24/2009	Voa	SW-846:8260B	Xylene[1,2-]	<	1	µg/L	U	0.3	1	GELC
R-22	MP1A	907.1	09-2464	GW22-09-10541	UF	WG	FD	CS	6/24/2009	Voa	SW-846:8260B	Xylene[1,3-]+Xylene[1,4-]	<	2	µg/L	U	0.5	2	GELC
R-22	MP1A	907.1	09-2464	GW22-09-10553	F	WG	n/a	CS	6/24/2009	Geninorg	SW-846:6850	Perchlorate		0.243	µg/L		0.05	0.2	GELC
R-22	MP1A	907.1	09-2464	GW22-09-10554	UF	WG	n/a	CS	6/24/2009	Voa	SW-846:8260B	Acetone	<	10	µg/L	U	3.5	10	GELC
R-22	MP1A	907.1	09-2464	GW22-09-10554	UF	WG	n/a	CS	6/24/2009	Voa	SW-846:8260B	Acetonitrile	<	25	µg/L	U	6.3	25	GELC
R-22	MP1A	907.1	09-2464	GW22-09-10554	UF	WG	n/a	CS	6/24/2009	Voa	SW-846:8260B	Acrolein	<	5	µg/L	U	1.3	5	GELC
R-22	MP1A	907.1	09-2464	GW22-09-10554	UF	WG	n/a	CS	6/24/2009	Voa	SW-846:8260B	Acrylonitrile	<	5	µg/L	U	1	5	GELC
R-22	MP1A	907.1	09-2464	GW22-09-10554	UF	WG	n/a	CS	6/24/2009	Voa	SW-846:8260B	Benzene	<	1	µg/L	U	0.3	1	GELC
R-22	MP1A	907.1	09-2464	GW22-09-10554	UF	WG	n/a	CS	6/24/2009	Voa	SW-846:8260B	Bromobenzene	<	1	µg/L	U	0.25	1	GELC
R-22	MP1A	907.1	09-2464	GW22-09-10554	UF	WG	n/a	CS	6/24/2009	Voa	SW-846:8260B	Bromochloromethane	<	1	µg/L	U	0.3	1	GELC
R-22	MP1A	907.1	09-2464	GW22-09-10554	UF	WG	n/a	CS	6/24/2009	Voa	SW-846:8260B	Bromodichloromethane	<	1	µg/L	U	0.25	1	GELC
R-22	MP1A	907.1	09-2464	GW22-09-10554	UF	WG	n/a	CS	6/24/2009	Voa	SW-846:8260B	Bromoform	<	1	µg/L	U	0.25	1	GELC
R-22	MP1A	907.1	09-2464	GW22-09-10554	UF	WG	n/a	CS	6/24/2009	Voa	SW-846:8260B	Bromomethane	<	1	µg/L	U	0.3	1	GELC
R-22	MP1A	907.1	09-2464	GW22-09-10554	UF	WG	n/a	CS	6/24/2009	Voa	SW-846:8260B	Butanol[1-]	<	50	µg/L	U	15	50	GELC
R-22	MP1A	907.1	09-2464	GW22-09-10554	UF	WG	n/a	CS	6/24/2009	Voa	SW-846:8260B	Butanone[2-]	<	5	µg/L	U	1.3	5	GELC
R-22	MP1A	907.1	09-2464	GW22-09-10554	UF	WG	n/a	CS	6/24/2009	Voa	SW-846:8260B	Butylbenzene[n-]	<	1	µg/L	U	0.25	1	GELC
R-22	MP1A	907.1	09-2464	GW22-09-10554	UF	WG	n/a	CS	6/24/2009	Voa	SW-846:8260B	Butylbenzene[sec-]	<	1	µg/L	U	0.25	1	GELC
R-22	MP1A	907.1	09-2464	GW22-09-10554	UF	WG	n/a	CS	6/24/2009	Voa	SW-846:8260B	Butylbenzene[tert-]	<	1	µg/L	U	0.25	1	GELC
R-22	MP1A	907.1	09-2464	GW22-09-10554	UF	WG	n/a	CS	6/24/2009	Voa	SW-846:8260B	Carbon Disulfide	<	5	µg/L	U	1.3	5	GELC
R-22	MP1A	907.1	09-2464	GW22-09-10554	UF	WG	n/a	CS	6/24/2009	Voa	SW-846:8260B	Carbon Tetrachloride	<	1	µg/L	U	0.3	1	GELC
R-22	MP1A	907.1	09-2464	GW22-09-10554	UF	WG	n/a	CS	6/24/2009	Voa	SW-846:8260B	Chloro-1,3-butadiene[2-]	<	1	µg/L	U	0.3	1	GELC
R-22	MP1A	907.1	09-2464	GW22-09-10554	UF	WG	n/a	CS	6/24/2009	Voa	SW-846:8260B	Chloro-1-propene[3-]	<	5	µg/L	U	1.5	5	GELC
R-22	MP1A	907.1	09-2464	GW22-09-10554	UF	WG	n/a	CS	6/24/2009	Voa	SW-846:8260B	Chlorobenzene	<	1	µg/L	U	0.25	1	GELC
R-22	MP1A	907.1	09-2464	GW22-09-10554	UF	WG	n/a	CS	6/24/2009	Voa	SW-846:8260B	Chlorodibromomethane	<	1	µg/L	U	0.3	1	GELC
R-22	MP1A	907.1	09-2464	GW22-09-10554	UF	WG	n/a	CS	6/24/2009	Voa	SW-846:8260B	Chloroethane	<	1	µg/L	U	0.3	1	GELC
R-22	MP1A	907.1	09-2464	GW22-09-10554	UF	WG	n/a	CS	6/24/2009	Voa	SW-846:8260B	Chloroform	<	1	µg/L	U	0.25	1	GELC
R-22	MP1A	907.1	09-2464	GW22-09-10554	UF	WG	n/a	CS	6/24/2009	Voa	SW-846:8260B	Chloromethane	<	1	µg/L	U	0.3	1	GELC
R-22	MP1A	907.1	09-2464	GW22-09-10554	UF	WG	n/a	CS	6/24/2009	Voa	SW-846:8260B	Chlorotoluene[2-]	<	1	µg/L	U	0.25	1	GELC
R-22	MP1A	907.1	09-2464	GW22-09-10554	UF	WG	n/a	CS	6/24/2009	Voa	SW-846:8260B	Chlorotoluene[4-]	<	1	µg/L	U	0.25	1	GELC
R-22	MP1A	907.1	09-2464	GW22-09-10554	UF	WG	n/a	CS	6/24/2009	Voa	SW-846:8260B	Dibromo-3-Chloropropane[1,2-]	<	1	µg/L	U	0.3	1	GELC

Table A-3 (continued)

Location	Port Name	Port Depth (ft)	Request	Sample	Field Prep	Field Matrix	Field QC Type	Lab Sample Type	Date	Suite	Method	Analyte	Symbol	Result	Units	Lab Qual	MDL	Quant Limit	Lab
R-22	MP1A	907.1	09-2464	GW22-09-10554	UF	WG	n/a	CS	6/24/2009	Voa	SW-846:8260B	Dibromoethane[1,2-]	<	1	µg/L	U	0.25	1	GELC
R-22	MP1A	907.1	09-2464	GW22-09-10554	UF	WG	n/a	CS	6/24/2009	Voa	SW-846:8260B	Dibromomethane	<	1	µg/L	U	0.3	1	GELC
R-22	MP1A	907.1	09-2464	GW22-09-10554	UF	WG	n/a	CS	6/24/2009	Voa	SW-846:8260B	Dichlorobenzene[1,2-]	<	1	µg/L	U	0.25	1	GELC
R-22	MP1A	907.1	09-2464	GW22-09-10554	UF	WG	n/a	CS	6/24/2009	Voa	SW-846:8260B	Dichlorobenzene[1,3-]	<	1	µg/L	U	0.25	1	GELC
R-22	MP1A	907.1	09-2464	GW22-09-10554	UF	WG	n/a	CS	6/24/2009	Voa	SW-846:8260B	Dichlorobenzene[1,4-]	<	1	µg/L	U	0.25	1	GELC
R-22	MP1A	907.1	09-2464	GW22-09-10554	UF	WG	n/a	CS	6/24/2009	Voa	SW-846:8260B	Dichlorodifluoromethane	<	1	µg/L	U	0.3	1	GELC
R-22	MP1A	907.1	09-2464	GW22-09-10554	UF	WG	n/a	CS	6/24/2009	Voa	SW-846:8260B	Dichloroethane[1,1-]	<	1	µg/L	U	0.3	1	GELC
R-22	MP1A	907.1	09-2464	GW22-09-10554	UF	WG	n/a	CS	6/24/2009	Voa	SW-846:8260B	Dichloroethane[1,2-]	<	1	µg/L	U	0.25	1	GELC
R-22	MP1A	907.1	09-2464	GW22-09-10554	UF	WG	n/a	CS	6/24/2009	Voa	SW-846:8260B	Dichloroethene[1,1-]	<	1	µg/L	U	0.3	1	GELC
R-22	MP1A	907.1	09-2464	GW22-09-10554	UF	WG	n/a	CS	6/24/2009	Voa	SW-846:8260B	Dichloroethene[cis-1,2-]	<	1	µg/L	U	0.3	1	GELC
R-22	MP1A	907.1	09-2464	GW22-09-10554	UF	WG	n/a	CS	6/24/2009	Voa	SW-846:8260B	Dichloroethene[trans-1,2-]	<	1	µg/L	U	0.3	1	GELC
R-22	MP1A	907.1	09-2464	GW22-09-10554	UF	WG	n/a	CS	6/24/2009	Voa	SW-846:8260B	Dichloropropane[1,2-]	<	1	µg/L	U	0.25	1	GELC
R-22	MP1A	907.1	09-2464	GW22-09-10554	UF	WG	n/a	CS	6/24/2009	Voa	SW-846:8260B	Dichloropropane[1,3-]	<	1	µg/L	U	0.3	1	GELC
R-22	MP1A	907.1	09-2464	GW22-09-10554	UF	WG	n/a	CS	6/24/2009	Voa	SW-846:8260B	Dichloropropane[2,2-]	<	1	µg/L	U	0.3	1	GELC
R-22	MP1A	907.1	09-2464	GW22-09-10554	UF	WG	n/a	CS	6/24/2009	Voa	SW-846:8260B	Dichloropropene[1,1-]	<	1	µg/L	U	0.25	1	GELC
R-22	MP1A	907.1	09-2464	GW22-09-10554	UF	WG	n/a	CS	6/24/2009	Voa	SW-846:8260B	Dichloropropene[cis-1,3-]	<	1	µg/L	U	0.25	1	GELC
R-22	MP1A	907.1	09-2464	GW22-09-10554	UF	WG	n/a	CS	6/24/2009	Voa	SW-846:8260B	Dichloropropene[trans-1,3-]	<	1	µg/L	U	0.25	1	GELC
R-22	MP1A	907.1	09-2464	GW22-09-10554	UF	WG	n/a	CS	6/24/2009	Voa	SW-846:8260B	Diethyl Ether	<	1	µg/L	U	0.3	1	GELC
R-22	MP1A	907.1	09-2464	GW22-09-10554	UF	WG	n/a	CS	6/24/2009	Voa	SW-846:8260B	Ethyl Methacrylate	<	5	µg/L	U	1	5	GELC
R-22	MP1A	907.1	09-2464	GW22-09-10554	UF	WG	n/a	CS	6/24/2009	Voa	SW-846:8260B	Ethylbenzene	<	1	µg/L	U	0.25	1	GELC
R-22	MP1A	907.1	09-2464	GW22-09-10554	UF	WG	n/a	CS	6/24/2009	Voa	SW-846:8260B	Hexachlorobutadiene	<	1	µg/L	U	0.3	1	GELC
R-22	MP1A	907.1	09-2464	GW22-09-10554	UF	WG	n/a	CS	6/24/2009	Voa	SW-846:8260B	Hexanone[2-]	<	5	µg/L	U	1.3	5	GELC
R-22	MP1A	907.1	09-2464	GW22-09-10554	UF	WG	n/a	CS	6/24/2009	Voa	SW-846:8260B	Iodomethane	<	5	µg/L	U	1.3	5	GELC
R-22	MP1A	907.1	09-2464	GW22-09-10554	UF	WG	n/a	CS	6/24/2009	Voa	SW-846:8260B	Isobutyl alcohol	<	50	µg/L	U	13	50	GELC
R-22	MP1A	907.1	09-2464	GW22-09-10554	UF	WG	n/a	CS	6/24/2009	Voa	SW-846:8260B	Isopropylbenzene	<	1	µg/L	U	0.25	1	GELC
R-22	MP1A	907.1	09-2464	GW22-09-10554	UF	WG	n/a	CS	6/24/2009	Voa	SW-846:8260B	Isopropyltoluene[4-]	<	1	µg/L	U	0.25	1	GELC
R-22	MP1A	907.1	09-2464	GW22-09-10554	UF	WG	n/a	CS	6/24/2009	Voa	SW-846:8260B	Methacrylonitrile	<	5	µg/L	U	1	5	GELC
R-22	MP1A	907.1	09-2464	GW22-09-10554	UF	WG	n/a	CS	6/24/2009	Voa	SW-846:8260B	Methyl Methacrylate	<	5	µg/L	U	1	5	GELC
R-22	MP1A	907.1	09-2464	GW22-09-10554	UF	WG	n/a	CS	6/24/2009	Voa	SW-846:8260B	Methyl tert-Butyl Ether	<	1	µg/L	U	0.25	1	GELC
R-22	MP1A	907.1	09-2464	GW22-09-10554	UF	WG	n/a	CS	6/24/2009	Voa	SW-846:8260B	Methyl-2-pentanone[4-]	<	5	µg/L	U	1.3	5	GELC
R-22	MP1A	907.1	09-2464	GW22-09-10554	UF	WG	n/a	CS	6/24/2009	Voa	SW-846:8260B	Methylene Chloride	<	10	µg/L	U	3	10	GELC
R-22	MP1A	907.1	09-2464	GW22-09-10554	UF	WG	n/a	CS	6/24/2009	Voa	SW-846:8260B	Naphthalene	<	1	µg/L	U	0.25	1	GELC
R-22	MP1A	907.1	09-2464	GW22-09-10554	UF	WG	n/a	CS	6/24/2009	Voa	SW-846:8260B	Propionitrile	<	5	µg/L	U	1.5	5	GELC
R-22	MP1A	907.1	09-2464	GW22-09-10554	UF	WG	n/a	CS	6/24/2009	Voa	SW-846:8260B	Propylbenzene[1-]	<	1	µg/L	U	0.25	1	GELC
R-22	MP1A	907.1	09-2464	GW22-09-10554	UF	WG	n/a	CS	6/24/2009	Voa	SW-846:8260B	Styrene	<	1	µg/L	U	0.25	1	GELC
R-22	MP1A	907.1	09-2464	GW22-09-10554	UF	WG	n/a	CS	6/24/2009	Voa	SW-846:8260B	Tetrachloroethane[1,1,1,2-]	<	1	µg/L	U	0.3	1	GELC
R-22	MP1A	907.1	09-2464	GW22-09-10554	UF	WG	n/a	CS	6/24/2009	Voa	SW-846:8260B	Tetrachloroethane[1,1,2,2-]	<	1	µg/L	U	0.25	1	GELC

Table A-3 (continued)

Location	Port Name	Port Depth (ft)	Request	Sample	Field Prep	Field Matrix	Field QC Type	Lab Sample Type	Date	Suite	Method	Analyte	Symbol	Result	Units	Lab Qual	MDL	Quant Limit	Lab
R-22	MP1A	907.1	09-2464	GW22-09-10554	UF	WG	n/a	CS	6/24/2009	Voa	SW-846:8260B	Tetrachloroethene	<	1	µg/L	U	0.3	1	GELC
R-22	MP1A	907.1	09-2464	GW22-09-10554	UF	WG	n/a	CS	6/24/2009	Voa	SW-846:8260B	Toluene	<	1	µg/L	U	0.25	1	GELC
R-22	MP1A	907.1	09-2464	GW22-09-10554	UF	WG	n/a	CS	6/24/2009	Voa	SW-846:8260B	Trichloro-1,2,2-trifluoroethane[1,1,2-]	<	5	µg/L	U	1	5	GELC
R-22	MP1A	907.1	09-2464	GW22-09-10554	UF	WG	n/a	CS	6/24/2009	Voa	SW-846:8260B	Trichlorobenzene[1,2,3-]	<	1	µg/L	U	0.33	1	GELC
R-22	MP1A	907.1	09-2464	GW22-09-10554	UF	WG	n/a	CS	6/24/2009	Voa	SW-846:8260B	Trichlorobenzene[1,2,4-]	<	1	µg/L	U	0.3	1	GELC
R-22	MP1A	907.1	09-2464	GW22-09-10554	UF	WG	n/a	CS	6/24/2009	Voa	SW-846:8260B	Trichloroethane[1,1,1-]	<	1	µg/L	U	0.33	1	GELC
R-22	MP1A	907.1	09-2464	GW22-09-10554	UF	WG	n/a	CS	6/24/2009	Voa	SW-846:8260B	Trichloroethane[1,1,2-]	<	1	µg/L	U	0.25	1	GELC
R-22	MP1A	907.1	09-2464	GW22-09-10554	UF	WG	n/a	CS	6/24/2009	Voa	SW-846:8260B	Trichloroethene	<	1	µg/L	U	0.25	1	GELC
R-22	MP1A	907.1	09-2464	GW22-09-10554	UF	WG	n/a	CS	6/24/2009	Voa	SW-846:8260B	Trichlorofluoromethane	<	1	µg/L	U	0.3	1	GELC
R-22	MP1A	907.1	09-2464	GW22-09-10554	UF	WG	n/a	CS	6/24/2009	Voa	SW-846:8260B	Trichloropropane[1,2,3-]	<	1	µg/L	U	0.3	1	GELC
R-22	MP1A	907.1	09-2464	GW22-09-10554	UF	WG	n/a	CS	6/24/2009	Voa	SW-846:8260B	Trimethylbenzene[1,2,4-]	<	1	µg/L	U	0.25	1	GELC
R-22	MP1A	907.1	09-2464	GW22-09-10554	UF	WG	n/a	CS	6/24/2009	Voa	SW-846:8260B	Trimethylbenzene[1,3,5-]	<	1	µg/L	U	0.25	1	GELC
R-22	MP1A	907.1	09-2464	GW22-09-10554	UF	WG	n/a	CS	6/24/2009	Voa	SW-846:8260B	Vinyl acetate	<	5	µg/L	U	1.5	5	GELC
R-22	MP1A	907.1	09-2464	GW22-09-10554	UF	WG	n/a	CS	6/24/2009	Voa	SW-846:8260B	Vinyl Chloride	<	1	µg/L	U	0.5	1	GELC
R-22	MP1A	907.1	09-2464	GW22-09-10554	UF	WG	n/a	CS	6/24/2009	Voa	SW-846:8260B	Xylene[1,2-]	<	1	µg/L	U	0.3	1	GELC
R-22	MP1A	907.1	09-2464	GW22-09-10554	UF	WG	n/a	CS	6/24/2009	Voa	SW-846:8260B	Xylene[1,3-]+Xylene[1,4-]	<	2	µg/L	U	0.5	2	GELC
R-22	MP1A	907.1	09-2464	GW22-09-10556	UF	WG	n/a	CS	6/24/2009	Voa	SW-846:8260B	Acetone	<	10	µg/L	U	3.5	10	GELC
R-22	MP1A	907.1	09-2464	GW22-09-10556	UF	WG	n/a	CS	6/24/2009	Voa	SW-846:8260B	Acetonitrile	<	25	µg/L	U	6.3	25	GELC
R-22	MP1A	907.1	09-2464	GW22-09-10556	UF	WG	n/a	CS	6/24/2009	Voa	SW-846:8260B	Acrolein	<	5	µg/L	U	1.3	5	GELC
R-22	MP1A	907.1	09-2464	GW22-09-10556	UF	WG	n/a	CS	6/24/2009	Voa	SW-846:8260B	Acrylonitrile	<	5	µg/L	U	1	5	GELC
R-22	MP1A	907.1	09-2464	GW22-09-10556	UF	WG	n/a	CS	6/24/2009	Voa	SW-846:8260B	Benzene	<	1	µg/L	U	0.3	1	GELC
R-22	MP1A	907.1	09-2464	GW22-09-10556	UF	WG	n/a	CS	6/24/2009	Voa	SW-846:8260B	Bromobenzene	<	1	µg/L	U	0.25	1	GELC
R-22	MP1A	907.1	09-2464	GW22-09-10556	UF	WG	n/a	CS	6/24/2009	Voa	SW-846:8260B	Bromochloromethane	<	1	µg/L	U	0.3	1	GELC
R-22	MP1A	907.1	09-2464	GW22-09-10556	UF	WG	n/a	CS	6/24/2009	Voa	SW-846:8260B	Bromodichloromethane	<	1	µg/L	U	0.25	1	GELC
R-22	MP1A	907.1	09-2464	GW22-09-10556	UF	WG	n/a	CS	6/24/2009	Voa	SW-846:8260B	Bromoform	<	1	µg/L	U	0.25	1	GELC
R-22	MP1A	907.1	09-2464	GW22-09-10556	UF	WG	n/a	CS	6/24/2009	Voa	SW-846:8260B	Bromomethane	<	1	µg/L	U	0.3	1	GELC
R-22	MP1A	907.1	09-2464	GW22-09-10556	UF	WG	n/a	CS	6/24/2009	Voa	SW-846:8260B	Butanol[1-]	<	50	µg/L	U	15	50	GELC
R-22	MP1A	907.1	09-2464	GW22-09-10556	UF	WG	n/a	CS	6/24/2009	Voa	SW-846:8260B	Butanone[2-]	<	5	µg/L	U	1.3	5	GELC
R-22	MP1A	907.1	09-2464	GW22-09-10556	UF	WG	n/a	CS	6/24/2009	Voa	SW-846:8260B	Butylbenzene[n-]	<	1	µg/L	U	0.25	1	GELC
R-22	MP1A	907.1	09-2464	GW22-09-10556	UF	WG	n/a	CS	6/24/2009	Voa	SW-846:8260B	Butylbenzene[sec-]	<	1	µg/L	U	0.25	1	GELC
R-22	MP1A	907.1	09-2464	GW22-09-10556	UF	WG	n/a	CS	6/24/2009	Voa	SW-846:8260B	Butylbenzene[tert-]	<	1	µg/L	U	0.25	1	GELC
R-22	MP1A	907.1	09-2464	GW22-09-10556	UF	WG	n/a	CS	6/24/2009	Voa	SW-846:8260B	Carbon Disulfide	<	5	µg/L	U	1.3	5	GELC
R-22	MP1A	907.1	09-2464	GW22-09-10556	UF	WG	n/a	CS	6/24/2009	Voa	SW-846:8260B	Carbon Tetrachloride	<	1	µg/L	U	0.3	1	GELC
R-22	MP1A	907.1	09-2464	GW22-09-10556	UF	WG	n/a	CS	6/24/2009	Voa	SW-846:8260B	Chloro-1,3-butadiene[2-]	<	1	µg/L	U	0.3	1	GELC
R-22	MP1A	907.1	09-2464	GW22-09-10556	UF	WG	n/a	CS	6/24/2009	Voa	SW-846:8260B	Chloro-1-propene[3-]	<	5	µg/L	U	1.5	5	GELC
R-22	MP1A	907.1	09-2464	GW22-09-10556	UF	WG	n/a	CS	6/24/2009	Voa	SW-846:8260B	Chlorobenzene	<	1	µg/L	U	0.25	1	GELC
R-22	MP1A	907.1	09-2464	GW22-09-10556	UF	WG	n/a	CS	6/24/2009	Voa	SW-846:8260B	Chlorodibromomethane	<	1	µg/L	U	0.3	1	GELC

Table A-3 (continued)

Location	Port Name	Port Depth (ft)	Request	Sample	Field Prep	Field Matrix	Field QC Type	Lab Sample Type	Date	Suite	Method	Analyte	Symbol	Result	Units	Lab Qual	MDL	Quant Limit	Lab
R-22	MP1A	907.1	09-2464	GW22-09-10556	UF	WG	n/a	CS	6/24/2009	Voa	SW-846:8260B	Chloroethane	<	1	µg/L	U	0.3	1	GELC
R-22	MP1A	907.1	09-2464	GW22-09-10556	UF	WG	n/a	CS	6/24/2009	Voa	SW-846:8260B	Chloroform	<	1	µg/L	U	0.25	1	GELC
R-22	MP1A	907.1	09-2464	GW22-09-10556	UF	WG	n/a	CS	6/24/2009	Voa	SW-846:8260B	Chloromethane		0.304	µg/L	J	0.3	1	GELC
R-22	MP1A	907.1	09-2464	GW22-09-10556	UF	WG	n/a	CS	6/24/2009	Voa	SW-846:8260B	Chlorotoluene[2-]	<	1	µg/L	U	0.25	1	GELC
R-22	MP1A	907.1	09-2464	GW22-09-10556	UF	WG	n/a	CS	6/24/2009	Voa	SW-846:8260B	Chlorotoluene[4-]	<	1	µg/L	U	0.25	1	GELC
R-22	MP1A	907.1	09-2464	GW22-09-10556	UF	WG	n/a	CS	6/24/2009	Voa	SW-846:8260B	Dibromo-3-Chloropropane[1,2-]	<	1	µg/L	U	0.3	1	GELC
R-22	MP1A	907.1	09-2464	GW22-09-10556	UF	WG	n/a	CS	6/24/2009	Voa	SW-846:8260B	Dibromoethane[1,2-]	<	1	µg/L	U	0.25	1	GELC
R-22	MP1A	907.1	09-2464	GW22-09-10556	UF	WG	n/a	CS	6/24/2009	Voa	SW-846:8260B	Dibromomethane	<	1	µg/L	U	0.3	1	GELC
R-22	MP1A	907.1	09-2464	GW22-09-10556	UF	WG	n/a	CS	6/24/2009	Voa	SW-846:8260B	Dichlorobenzene[1,2-]	<	1	µg/L	U	0.25	1	GELC
R-22	MP1A	907.1	09-2464	GW22-09-10556	UF	WG	n/a	CS	6/24/2009	Voa	SW-846:8260B	Dichlorobenzene[1,3-]	<	1	µg/L	U	0.25	1	GELC
R-22	MP1A	907.1	09-2464	GW22-09-10556	UF	WG	n/a	CS	6/24/2009	Voa	SW-846:8260B	Dichlorobenzene[1,4-]	<	1	µg/L	U	0.25	1	GELC
R-22	MP1A	907.1	09-2464	GW22-09-10556	UF	WG	n/a	CS	6/24/2009	Voa	SW-846:8260B	Dichlorodifluoromethane	<	1	µg/L	U	0.3	1	GELC
R-22	MP1A	907.1	09-2464	GW22-09-10556	UF	WG	n/a	CS	6/24/2009	Voa	SW-846:8260B	Dichloroethane[1,1-]	<	1	µg/L	U	0.3	1	GELC
R-22	MP1A	907.1	09-2464	GW22-09-10556	UF	WG	n/a	CS	6/24/2009	Voa	SW-846:8260B	Dichloroethane[1,2-]	<	1	µg/L	U	0.25	1	GELC
R-22	MP1A	907.1	09-2464	GW22-09-10556	UF	WG	n/a	CS	6/24/2009	Voa	SW-846:8260B	Dichloroethene[1,1-]	<	1	µg/L	U	0.3	1	GELC
R-22	MP1A	907.1	09-2464	GW22-09-10556	UF	WG	n/a	CS	6/24/2009	Voa	SW-846:8260B	Dichloroethene[cis-1,2-]	<	1	µg/L	U	0.3	1	GELC
R-22	MP1A	907.1	09-2464	GW22-09-10556	UF	WG	n/a	CS	6/24/2009	Voa	SW-846:8260B	Dichloroethene[trans-1,2-]	<	1	µg/L	U	0.3	1	GELC
R-22	MP1A	907.1	09-2464	GW22-09-10556	UF	WG	n/a	CS	6/24/2009	Voa	SW-846:8260B	Dichloropropane[1,2-]	<	1	µg/L	U	0.25	1	GELC
R-22	MP1A	907.1	09-2464	GW22-09-10556	UF	WG	n/a	CS	6/24/2009	Voa	SW-846:8260B	Dichloropropane[1,3-]	<	1	µg/L	U	0.3	1	GELC
R-22	MP1A	907.1	09-2464	GW22-09-10556	UF	WG	n/a	CS	6/24/2009	Voa	SW-846:8260B	Dichloropropane[2,2-]	<	1	µg/L	U	0.3	1	GELC
R-22	MP1A	907.1	09-2464	GW22-09-10556	UF	WG	n/a	CS	6/24/2009	Voa	SW-846:8260B	Dichloropropene[1,1-]	<	1	µg/L	U	0.25	1	GELC
R-22	MP1A	907.1	09-2464	GW22-09-10556	UF	WG	n/a	CS	6/24/2009	Voa	SW-846:8260B	Dichloropropene[cis-1,3-]	<	1	µg/L	U	0.25	1	GELC
R-22	MP1A	907.1	09-2464	GW22-09-10556	UF	WG	n/a	CS	6/24/2009	Voa	SW-846:8260B	Dichloropropene[trans-1,3-]	<	1	µg/L	U	0.25	1	GELC
R-22	MP1A	907.1	09-2464	GW22-09-10556	UF	WG	n/a	CS	6/24/2009	Voa	SW-846:8260B	Diethyl Ether	<	1	µg/L	U	0.3	1	GELC
R-22	MP1A	907.1	09-2464	GW22-09-10556	UF	WG	n/a	CS	6/24/2009	Voa	SW-846:8260B	Ethyl Methacrylate	<	5	µg/L	U	1	5	GELC
R-22	MP1A	907.1	09-2464	GW22-09-10556	UF	WG	n/a	CS	6/24/2009	Voa	SW-846:8260B	Ethylbenzene	<	1	µg/L	U	0.25	1	GELC
R-22	MP1A	907.1	09-2464	GW22-09-10556	UF	WG	n/a	CS	6/24/2009	Voa	SW-846:8260B	Hexachlorobutadiene	<	1	µg/L	U	0.3	1	GELC
R-22	MP1A	907.1	09-2464	GW22-09-10556	UF	WG	n/a	CS	6/24/2009	Voa	SW-846:8260B	Hexanone[2-]	<	5	µg/L	U	1.3	5	GELC
R-22	MP1A	907.1	09-2464	GW22-09-10556	UF	WG	n/a	CS	6/24/2009	Voa	SW-846:8260B	Iodomethane	<	5	µg/L	U	1.3	5	GELC
R-22	MP1A	907.1	09-2464	GW22-09-10556	UF	WG	n/a	CS	6/24/2009	Voa	SW-846:8260B	Isobutyl alcohol	<	50	µg/L	U	13	50	GELC
R-22	MP1A	907.1	09-2464	GW22-09-10556	UF	WG	n/a	CS	6/24/2009	Voa	SW-846:8260B	Isopropylbenzene	<	1	µg/L	U	0.25	1	GELC
R-22	MP1A	907.1	09-2464	GW22-09-10556	UF	WG	n/a	CS	6/24/2009	Voa	SW-846:8260B	Isopropyltoluene[4-]	<	1	µg/L	U	0.25	1	GELC
R-22	MP1A	907.1	09-2464	GW22-09-10556	UF	WG	n/a	CS	6/24/2009	Voa	SW-846:8260B	Methacrylonitrile	<	5	µg/L	U	1	5	GELC
R-22	MP1A	907.1	09-2464	GW22-09-10556	UF	WG	n/a	CS	6/24/2009	Voa	SW-846:8260B	Methyl Methacrylate	<	5	µg/L	U	1	5	GELC
R-22	MP1A	907.1	09-2464	GW22-09-10556	UF	WG	n/a	CS	6/24/2009	Voa	SW-846:8260B	Methyl tert-Butyl Ether	<	1	µg/L	U	0.25	1	GELC
R-22	MP1A	907.1	09-2464	GW22-09-10556	UF	WG	n/a	CS	6/24/2009	Voa	SW-846:8260B	Methyl-2-pentanone[4-]	<	5	µg/L	U	1.3	5	GELC
R-22	MP1A	907.1	09-2464	GW22-09-10556	UF	WG	n/a	CS	6/24/2009	Voa	SW-846:8260B	Methylene Chloride	<	10	µg/L	U	3	10	GELC

Table A-3 (continued)

Location	Port Name	Port Depth (ft)	Request	Sample	Field Prep	Field Matrix	Field QC Type	Lab Sample Type	Date	Suite	Method	Analyte	Symbol	Result	Units	Lab Qual	MDL	Quant Limit	Lab
R-22	MP1A	907.1	09-2464	GW22-09-10556	UF	WG	n/a	CS	6/24/2009	Voa	SW-846:8260B	Naphthalene	<	1	µg/L	U	0.25	1	GELC
R-22	MP1A	907.1	09-2464	GW22-09-10556	UF	WG	n/a	CS	6/24/2009	Voa	SW-846:8260B	Propionitrile	<	5	µg/L	U	1.5	5	GELC
R-22	MP1A	907.1	09-2464	GW22-09-10556	UF	WG	n/a	CS	6/24/2009	Voa	SW-846:8260B	Propylbenzene[1-]	<	1	µg/L	U	0.25	1	GELC
R-22	MP1A	907.1	09-2464	GW22-09-10556	UF	WG	n/a	CS	6/24/2009	Voa	SW-846:8260B	Styrene	<	1	µg/L	U	0.25	1	GELC
R-22	MP1A	907.1	09-2464	GW22-09-10556	UF	WG	n/a	CS	6/24/2009	Voa	SW-846:8260B	Tetrachloroethane[1,1,1,2-]	<	1	µg/L	U	0.3	1	GELC
R-22	MP1A	907.1	09-2464	GW22-09-10556	UF	WG	n/a	CS	6/24/2009	Voa	SW-846:8260B	Tetrachloroethane[1,1,2,2-]	<	1	µg/L	U	0.25	1	GELC
R-22	MP1A	907.1	09-2464	GW22-09-10556	UF	WG	n/a	CS	6/24/2009	Voa	SW-846:8260B	Tetrachloroethene	<	1	µg/L	U	0.3	1	GELC
R-22	MP1A	907.1	09-2464	GW22-09-10556	UF	WG	n/a	CS	6/24/2009	Voa	SW-846:8260B	Toluene	<	1	µg/L	U	0.25	1	GELC
R-22	MP1A	907.1	09-2464	GW22-09-10556	UF	WG	n/a	CS	6/24/2009	Voa	SW-846:8260B	Trichloro-1,2,2-trifluoroethane[1,1,2-]	<	5	µg/L	U	1	5	GELC
R-22	MP1A	907.1	09-2464	GW22-09-10556	UF	WG	n/a	CS	6/24/2009	Voa	SW-846:8260B	Trichlorobenzene[1,2,3-]	<	1	µg/L	U	0.33	1	GELC
R-22	MP1A	907.1	09-2464	GW22-09-10556	UF	WG	n/a	CS	6/24/2009	Voa	SW-846:8260B	Trichlorobenzene[1,2,4-]	<	1	µg/L	U	0.3	1	GELC
R-22	MP1A	907.1	09-2464	GW22-09-10556	UF	WG	n/a	CS	6/24/2009	Voa	SW-846:8260B	Trichloroethane[1,1,1-]	<	1	µg/L	U	0.33	1	GELC
R-22	MP1A	907.1	09-2464	GW22-09-10556	UF	WG	n/a	CS	6/24/2009	Voa	SW-846:8260B	Trichloroethane[1,1,2-]	<	1	µg/L	U	0.25	1	GELC
R-22	MP1A	907.1	09-2464	GW22-09-10556	UF	WG	n/a	CS	6/24/2009	Voa	SW-846:8260B	Trichloroethene	<	1	µg/L	U	0.25	1	GELC
R-22	MP1A	907.1	09-2464	GW22-09-10556	UF	WG	n/a	CS	6/24/2009	Voa	SW-846:8260B	Trichlorofluoromethane	<	1	µg/L	U	0.3	1	GELC
R-22	MP1A	907.1	09-2464	GW22-09-10556	UF	WG	n/a	CS	6/24/2009	Voa	SW-846:8260B	Trichloropropane[1,2,3-]	<	1	µg/L	U	0.3	1	GELC
R-22	MP1A	907.1	09-2464	GW22-09-10556	UF	WG	n/a	CS	6/24/2009	Voa	SW-846:8260B	Trimethylbenzene[1,2,4-]	<	1	µg/L	U	0.25	1	GELC
R-22	MP1A	907.1	09-2464	GW22-09-10556	UF	WG	n/a	CS	6/24/2009	Voa	SW-846:8260B	Trimethylbenzene[1,3,5-]	<	1	µg/L	U	0.25	1	GELC
R-22	MP1A	907.1	09-2464	GW22-09-10556	UF	WG	n/a	CS	6/24/2009	Voa	SW-846:8260B	Vinyl acetate	<	5	µg/L	U	1.5	5	GELC
R-22	MP1A	907.1	09-2464	GW22-09-10556	UF	WG	n/a	CS	6/24/2009	Voa	SW-846:8260B	Vinyl Chloride	<	1	µg/L	U	0.5	1	GELC
R-22	MP1A	907.1	09-2464	GW22-09-10556	UF	WG	n/a	CS	6/24/2009	Voa	SW-846:8260B	Xylene[1,2-]	<	1	µg/L	U	0.3	1	GELC
R-22	MP1A	907.1	09-2464	GW22-09-10556	UF	WG	n/a	CS	6/24/2009	Voa	SW-846:8260B	Xylene[1,3-]+Xylene[1,4-]	<	2	µg/L	U	0.5	2	GELC
R-22	MP1A	907.1	09-2464	GW22-09-10558	F	WG	n/a	CS	6/24/2009	Geninorg	SW-846:6850	Perchlorate		0.224	µg/L		0.05	0.2	GELC
R-22	MP1A	907.1	09-2464	GW22-09-10580	F	WG	n/a	CS	6/23/2009	Geninorg	SW-846:6850	Perchlorate		0.206	µg/L		0.05	0.2	GELC
R-22	MP1A	907.1	09-2465	GW22-09-10541	UF	WG	FD	CS	6/24/2009	Rad	LLEE	Tritium	<	0.79825	pCi/L		n/a	n/a	UMTL
R-22	MP1A	907.1	09-2465	GW22-09-10554	UF	WG	n/a	CS	6/24/2009	Rad	LLEE	Tritium	<	0.41509	pCi/L		n/a	n/a	UMTL
R-22	MP1A	907.1	09-2465	GW22-09-10556	UF	WG	n/a	CS	6/24/2009	Rad	LLEE	Tritium	<	0.76632	pCi/L		n/a	n/a	UMTL
R-22	MP1A	907.1	09-2496	GW22-09-10573	F	WG	n/a	CS	6/26/2009	Geninorg	SW-846:6850	Perchlorate		0.245	µg/L		0.05	0.2	GELC
R-22	MP1A	907.1	09-2496	GW22-09-10574	F	WG	n/a	CS	6/25/2009	Geninorg	SW-846:6850	Perchlorate		0.248	µg/L		0.05	0.2	GELC
R-22	MP1A	907.1	09-2496	GW22-09-10576	F	WG	n/a	CS	6/25/2009	Geninorg	SW-846:6850	Perchlorate		0.259	µg/L		0.05	0.2	GELC
R-22	MP1A	907.1	09-2496	GW22-09-10577	F	WG	n/a	CS	6/24/2009	Geninorg	SW-846:6850	Perchlorate		0.245	µg/L		0.05	0.2	GELC
R-22	MP1A	907.1	09-2511	GW22-09-10550	UF	WG	n/a	CS	6/27/2009	Voa	SW-846:8260B	Acetone	<	10	µg/L	U	3.5	10	GELC
R-22	MP1A	907.1	09-2511	GW22-09-10550	UF	WG	n/a	CS	6/27/2009	Voa	SW-846:8260B	Acetonitrile	<	25	µg/L	U	6.3	25	GELC
R-22	MP1A	907.1	09-2511	GW22-09-10550	UF	WG	n/a	CS	6/27/2009	Voa	SW-846:8260B	Acrolein	<	5	µg/L	U	1.3	5	GELC
R-22	MP1A	907.1	09-2511	GW22-09-10550	UF	WG	n/a	CS	6/27/2009	Voa	SW-846:8260B	Acrylonitrile	<	5	µg/L	U	1	5	GELC
R-22	MP1A	907.1	09-2511	GW22-09-10550	UF	WG	n/a	CS	6/27/2009	Voa	SW-846:8260B	Benzene	<	1	µg/L	U	0.3	1	GELC
R-22	MP1A	907.1	09-2511	GW22-09-10550	UF	WG	n/a	CS	6/27/2009	Voa	SW-846:8260B	Bromobenzene	<	1	µg/L	U	0.25	1	GELC

Table A-3 (continued)

Location	Port Name	Port Depth (ft)	Request	Sample	Field Prep	Field Matrix	Field QC Type	Lab Sample Type	Date	Suite	Method	Analyte	Symbol	Result	Units	Lab Qual	MDL	Quant Limit	Lab
R-22	MP1A	907.1	09-2511	GW22-09-10550	UF	WG	n/a	CS	6/27/2009	Voa	SW-846:8260B	Bromochloromethane	<	1	µg/L	U	0.3	1	GELC
R-22	MP1A	907.1	09-2511	GW22-09-10550	UF	WG	n/a	CS	6/27/2009	Voa	SW-846:8260B	Bromodichloromethane	<	1	µg/L	U	0.25	1	GELC
R-22	MP1A	907.1	09-2511	GW22-09-10550	UF	WG	n/a	CS	6/27/2009	Voa	SW-846:8260B	Bromoform	<	1	µg/L	U	0.25	1	GELC
R-22	MP1A	907.1	09-2511	GW22-09-10550	UF	WG	n/a	CS	6/27/2009	Voa	SW-846:8260B	Bromomethane	<	1	µg/L	U	0.3	1	GELC
R-22	MP1A	907.1	09-2511	GW22-09-10550	UF	WG	n/a	CS	6/27/2009	Voa	SW-846:8260B	Butanol[1-]	<	50	µg/L	U	15	50	GELC
R-22	MP1A	907.1	09-2511	GW22-09-10550	UF	WG	n/a	CS	6/27/2009	Voa	SW-846:8260B	Butanone[2-]	<	5	µg/L	U	1.3	5	GELC
R-22	MP1A	907.1	09-2511	GW22-09-10550	UF	WG	n/a	CS	6/27/2009	Voa	SW-846:8260B	Butylbenzene[n-]	<	1	µg/L	U	0.25	1	GELC
R-22	MP1A	907.1	09-2511	GW22-09-10550	UF	WG	n/a	CS	6/27/2009	Voa	SW-846:8260B	Butylbenzene[sec-]	<	1	µg/L	U	0.25	1	GELC
R-22	MP1A	907.1	09-2511	GW22-09-10550	UF	WG	n/a	CS	6/27/2009	Voa	SW-846:8260B	Butylbenzene[tert-]	<	1	µg/L	U	0.25	1	GELC
R-22	MP1A	907.1	09-2511	GW22-09-10550	UF	WG	n/a	CS	6/27/2009	Voa	SW-846:8260B	Carbon Disulfide	<	5	µg/L	U	1.3	5	GELC
R-22	MP1A	907.1	09-2511	GW22-09-10550	UF	WG	n/a	CS	6/27/2009	Voa	SW-846:8260B	Carbon Tetrachloride	<	1	µg/L	U	0.3	1	GELC
R-22	MP1A	907.1	09-2511	GW22-09-10550	UF	WG	n/a	CS	6/27/2009	Voa	SW-846:8260B	Chloro-1,3-butadiene[2-]	<	1	µg/L	U	0.3	1	GELC
R-22	MP1A	907.1	09-2511	GW22-09-10550	UF	WG	n/a	CS	6/27/2009	Voa	SW-846:8260B	Chloro-1-propene[3-]	<	5	µg/L	U	1.5	5	GELC
R-22	MP1A	907.1	09-2511	GW22-09-10550	UF	WG	n/a	CS	6/27/2009	Voa	SW-846:8260B	Chlorobenzene	<	1	µg/L	U	0.25	1	GELC
R-22	MP1A	907.1	09-2511	GW22-09-10550	UF	WG	n/a	CS	6/27/2009	Voa	SW-846:8260B	Chlorodibromomethane	<	1	µg/L	U	0.3	1	GELC
R-22	MP1A	907.1	09-2511	GW22-09-10550	UF	WG	n/a	CS	6/27/2009	Voa	SW-846:8260B	Chloroethane	<	1	µg/L	U	0.3	1	GELC
R-22	MP1A	907.1	09-2511	GW22-09-10550	UF	WG	n/a	CS	6/27/2009	Voa	SW-846:8260B	Chloroform	<	1	µg/L	U	0.25	1	GELC
R-22	MP1A	907.1	09-2511	GW22-09-10550	UF	WG	n/a	CS	6/27/2009	Voa	SW-846:8260B	Chloromethane	<	1	µg/L	U	0.3	1	GELC
R-22	MP1A	907.1	09-2511	GW22-09-10550	UF	WG	n/a	CS	6/27/2009	Voa	SW-846:8260B	Chlorotoluene[2-]	<	1	µg/L	U	0.25	1	GELC
R-22	MP1A	907.1	09-2511	GW22-09-10550	UF	WG	n/a	CS	6/27/2009	Voa	SW-846:8260B	Chlorotoluene[4-]	<	1	µg/L	U	0.25	1	GELC
R-22	MP1A	907.1	09-2511	GW22-09-10550	UF	WG	n/a	CS	6/27/2009	Voa	SW-846:8260B	Dibromo-3-Chloropropane[1,2-]	<	1	µg/L	U	0.3	1	GELC
R-22	MP1A	907.1	09-2511	GW22-09-10550	UF	WG	n/a	CS	6/27/2009	Voa	SW-846:8260B	Dibromoethane[1,2-]	<	1	µg/L	U	0.25	1	GELC
R-22	MP1A	907.1	09-2511	GW22-09-10550	UF	WG	n/a	CS	6/27/2009	Voa	SW-846:8260B	Dibromomethane	<	1	µg/L	U	0.3	1	GELC
R-22	MP1A	907.1	09-2511	GW22-09-10550	UF	WG	n/a	CS	6/27/2009	Voa	SW-846:8260B	Dichlorobenzene[1,2-]	<	1	µg/L	U	0.25	1	GELC
R-22	MP1A	907.1	09-2511	GW22-09-10550	UF	WG	n/a	CS	6/27/2009	Voa	SW-846:8260B	Dichlorobenzene[1,3-]	<	1	µg/L	U	0.25	1	GELC
R-22	MP1A	907.1	09-2511	GW22-09-10550	UF	WG	n/a	CS	6/27/2009	Voa	SW-846:8260B	Dichlorobenzene[1,4-]	<	1	µg/L	U	0.25	1	GELC
R-22	MP1A	907.1	09-2511	GW22-09-10550	UF	WG	n/a	CS	6/27/2009	Voa	SW-846:8260B	Dichlorodifluoromethane	<	1	µg/L	U	0.3	1	GELC
R-22	MP1A	907.1	09-2511	GW22-09-10550	UF	WG	n/a	CS	6/27/2009	Voa	SW-846:8260B	Dichloroethane[1,1-]	<	1	µg/L	U	0.3	1	GELC
R-22	MP1A	907.1	09-2511	GW22-09-10550	UF	WG	n/a	CS	6/27/2009	Voa	SW-846:8260B	Dichloroethane[1,2-]	<	1	µg/L	U	0.25	1	GELC
R-22	MP1A	907.1	09-2511	GW22-09-10550	UF	WG	n/a	CS	6/27/2009	Voa	SW-846:8260B	Dichloroethene[1,1-]	<	1	µg/L	U	0.3	1	GELC
R-22	MP1A	907.1	09-2511	GW22-09-10550	UF	WG	n/a	CS	6/27/2009	Voa	SW-846:8260B	Dichloroethene[cis-1,2-]	<	1	µg/L	U	0.3	1	GELC
R-22	MP1A	907.1	09-2511	GW22-09-10550	UF	WG	n/a	CS	6/27/2009	Voa	SW-846:8260B	Dichloroethene[trans-1,2-]	<	1	µg/L	U	0.3	1	GELC
R-22	MP1A	907.1	09-2511	GW22-09-10550	UF	WG	n/a	CS	6/27/2009	Voa	SW-846:8260B	Dichloropropane[1,2-]	<	1	µg/L	U	0.25	1	GELC
R-22	MP1A	907.1	09-2511	GW22-09-10550	UF	WG	n/a	CS	6/27/2009	Voa	SW-846:8260B	Dichloropropane[1,3-]	<	1	µg/L	U	0.3	1	GELC
R-22	MP1A	907.1	09-2511	GW22-09-10550	UF	WG	n/a	CS	6/27/2009	Voa	SW-846:8260B	Dichloropropane[2,2-]	<	1	µg/L	U	0.3	1	GELC
R-22	MP1A	907.1	09-2511	GW22-09-10550	UF	WG	n/a	CS	6/27/2009	Voa	SW-846:8260B	Dichloropropene[1,1-]	<	1	µg/L	U	0.25	1	GELC
R-22	MP1A	907.1	09-2511	GW22-09-10550	UF	WG	n/a	CS	6/27/2009	Voa	SW-846:8260B	Dichloropropene[cis-1,3-]	<	1	µg/L	U	0.25	1	GELC

Table A-3 (continued)

Location	Port Name	Port Depth (ft)	Request	Sample	Field Prep	Field Matrix	Field QC Type	Lab Sample Type	Date	Suite	Method	Analyte	Symbol	Result	Units	Lab Qual	MDL	Quant Limit	Lab
R-22	MP1A	907.1	09-2511	GW22-09-10550	UF	WG	n/a	CS	6/27/2009	Voa	SW-846:8260B	Dichloropropene[trans-1,3-]	<	1	µg/L	U	0.25	1	GELC
R-22	MP1A	907.1	09-2511	GW22-09-10550	UF	WG	n/a	CS	6/27/2009	Voa	SW-846:8260B	Diethyl Ether	<	1	µg/L	U	0.3	1	GELC
R-22	MP1A	907.1	09-2511	GW22-09-10550	UF	WG	n/a	CS	6/27/2009	Voa	SW-846:8260B	Ethyl Methacrylate	<	5	µg/L	U	1	5	GELC
R-22	MP1A	907.1	09-2511	GW22-09-10550	UF	WG	n/a	CS	6/27/2009	Voa	SW-846:8260B	Ethylbenzene	<	1	µg/L	U	0.25	1	GELC
R-22	MP1A	907.1	09-2511	GW22-09-10550	UF	WG	n/a	CS	6/27/2009	Voa	SW-846:8260B	Hexachlorobutadiene	<	1	µg/L	U	0.3	1	GELC
R-22	MP1A	907.1	09-2511	GW22-09-10550	UF	WG	n/a	CS	6/27/2009	Voa	SW-846:8260B	Hexanone[2-]	<	5	µg/L	U	1.3	5	GELC
R-22	MP1A	907.1	09-2511	GW22-09-10550	UF	WG	n/a	CS	6/27/2009	Voa	SW-846:8260B	Iodomethane	<	5	µg/L	U	1.3	5	GELC
R-22	MP1A	907.1	09-2511	GW22-09-10550	UF	WG	n/a	CS	6/27/2009	Voa	SW-846:8260B	Isobutyl alcohol	<	50	µg/L	U	13	50	GELC
R-22	MP1A	907.1	09-2511	GW22-09-10550	UF	WG	n/a	CS	6/27/2009	Voa	SW-846:8260B	Isopropylbenzene	<	1	µg/L	U	0.25	1	GELC
R-22	MP1A	907.1	09-2511	GW22-09-10550	UF	WG	n/a	CS	6/27/2009	Voa	SW-846:8260B	Isopropyltoluene[4-]	<	1	µg/L	U	0.25	1	GELC
R-22	MP1A	907.1	09-2511	GW22-09-10550	UF	WG	n/a	CS	6/27/2009	Voa	SW-846:8260B	Methacrylonitrile	<	5	µg/L	U	1	5	GELC
R-22	MP1A	907.1	09-2511	GW22-09-10550	UF	WG	n/a	CS	6/27/2009	Voa	SW-846:8260B	Methyl Methacrylate	<	5	µg/L	U	1	5	GELC
R-22	MP1A	907.1	09-2511	GW22-09-10550	UF	WG	n/a	CS	6/27/2009	Voa	SW-846:8260B	Methyl tert-Butyl Ether	<	1	µg/L	U	0.25	1	GELC
R-22	MP1A	907.1	09-2511	GW22-09-10550	UF	WG	n/a	CS	6/27/2009	Voa	SW-846:8260B	Methyl-2-pentanone[4-]	<	5	µg/L	U	1.3	5	GELC
R-22	MP1A	907.1	09-2511	GW22-09-10550	UF	WG	n/a	CS	6/27/2009	Voa	SW-846:8260B	Methylene Chloride	<	10	µg/L	U	3	10	GELC
R-22	MP1A	907.1	09-2511	GW22-09-10550	UF	WG	n/a	CS	6/27/2009	Voa	SW-846:8260B	Naphthalene	<	1	µg/L	U	0.25	1	GELC
R-22	MP1A	907.1	09-2511	GW22-09-10550	UF	WG	n/a	CS	6/27/2009	Voa	SW-846:8260B	Propionitrile	<	5	µg/L	U	1.5	5	GELC
R-22	MP1A	907.1	09-2511	GW22-09-10550	UF	WG	n/a	CS	6/27/2009	Voa	SW-846:8260B	Propylbenzene[1-]	<	1	µg/L	U	0.25	1	GELC
R-22	MP1A	907.1	09-2511	GW22-09-10550	UF	WG	n/a	CS	6/27/2009	Voa	SW-846:8260B	Styrene	<	1	µg/L	U	0.25	1	GELC
R-22	MP1A	907.1	09-2511	GW22-09-10550	UF	WG	n/a	CS	6/27/2009	Voa	SW-846:8260B	Tetrachloroethane[1,1,1,2-]	<	1	µg/L	U	0.3	1	GELC
R-22	MP1A	907.1	09-2511	GW22-09-10550	UF	WG	n/a	CS	6/27/2009	Voa	SW-846:8260B	Tetrachloroethane[1,1,2,2-]	<	1	µg/L	U	0.25	1	GELC
R-22	MP1A	907.1	09-2511	GW22-09-10550	UF	WG	n/a	CS	6/27/2009	Voa	SW-846:8260B	Tetrachloroethene	<	1	µg/L	U	0.3	1	GELC
R-22	MP1A	907.1	09-2511	GW22-09-10550	UF	WG	n/a	CS	6/27/2009	Voa	SW-846:8260B	Toluene		1.78	µg/L		0.25	1	GELC
R-22	MP1A	907.1	09-2511	GW22-09-10550	UF	WG	n/a	CS	6/27/2009	Voa	SW-846:8260B	Trichloro-1,2,2-trifluoroethane[1,1,2-]	<	5	µg/L	U	1	5	GELC
R-22	MP1A	907.1	09-2511	GW22-09-10550	UF	WG	n/a	CS	6/27/2009	Voa	SW-846:8260B	Trichlorobenzene[1,2,3-]	<	1	µg/L	U	0.33	1	GELC
R-22	MP1A	907.1	09-2511	GW22-09-10550	UF	WG	n/a	CS	6/27/2009	Voa	SW-846:8260B	Trichlorobenzene[1,2,4-]	<	1	µg/L	U	0.3	1	GELC
R-22	MP1A	907.1	09-2511	GW22-09-10550	UF	WG	n/a	CS	6/27/2009	Voa	SW-846:8260B	Trichloroethane[1,1,1-]	<	1	µg/L	U	0.33	1	GELC
R-22	MP1A	907.1	09-2511	GW22-09-10550	UF	WG	n/a	CS	6/27/2009	Voa	SW-846:8260B	Trichloroethane[1,1,2-]	<	1	µg/L	U	0.25	1	GELC
R-22	MP1A	907.1	09-2511	GW22-09-10550	UF	WG	n/a	CS	6/27/2009	Voa	SW-846:8260B	Trichloroethene	<	1	µg/L	U	0.25	1	GELC
R-22	MP1A	907.1	09-2511	GW22-09-10550	UF	WG	n/a	CS	6/27/2009	Voa	SW-846:8260B	Trichlorofluoromethane	<	1	µg/L	U	0.3	1	GELC
R-22	MP1A	907.1	09-2511	GW22-09-10550	UF	WG	n/a	CS	6/27/2009	Voa	SW-846:8260B	Trichloropropane[1,2,3-]	<	1	µg/L	U	0.3	1	GELC
R-22	MP1A	907.1	09-2511	GW22-09-10550	UF	WG	n/a	CS	6/27/2009	Voa	SW-846:8260B	Trimethylbenzene[1,2,4-]	<	1	µg/L	U	0.25	1	GELC
R-22	MP1A	907.1	09-2511	GW22-09-10550	UF	WG	n/a	CS	6/27/2009	Voa	SW-846:8260B	Trimethylbenzene[1,3,5-]	<	1	µg/L	U	0.25	1	GELC
R-22	MP1A	907.1	09-2511	GW22-09-10550	UF	WG	n/a	CS	6/27/2009	Voa	SW-846:8260B	Vinyl acetate	<	5	µg/L	U	1.5	5	GELC
R-22	MP1A	907.1	09-2511	GW22-09-10550	UF	WG	n/a	CS	6/27/2009	Voa	SW-846:8260B	Vinyl Chloride	<	1	µg/L	U	0.5	1	GELC
R-22	MP1A	907.1	09-2511	GW22-09-10550	UF	WG	n/a	CS	6/27/2009	Voa	SW-846:8260B	Xylene[1,2-]	<	1	µg/L	U	0.3	1	GELC
R-22	MP1A	907.1	09-2511	GW22-09-10550	UF	WG	n/a	CS	6/27/2009	Voa	SW-846:8260B	Xylene[1,3-]+Xylene[1,4-]	<	2	µg/L	U	0.5	2	GELC

Table A-3 (continued)

Location	Port Name	Port Depth (ft)	Request	Sample	Field Prep	Field Matrix	Field QC Type	Lab Sample Type	Date	Suite	Method	Analyte	Symbol	Result	Units	Lab Qual	MDL	Quant Limit	Lab
R-22	MP1A	907.1	09-2512	GW22-09-10551	F	WG	n/a	CS	6/27/2009	Geninorg	SW-846:6850	Perchlorate		0.276	µg/L	None	0.05	0.2	GELC
R-22	MP1A	907.1	09-2512	GW22-09-10566	F	WG	n/a	CS	6/28/2009	Geninorg	SW-846:6850	Perchlorate		0.274	µg/L	None	0.05	0.2	GELC
R-22	MP1A	907.1	09-2512	GW22-09-10571	F	WG	n/a	CS	6/27/2009	Geninorg	SW-846:6850	Perchlorate		0.273	µg/L	None	0.05	0.2	GELC
R-22	MP1A	907.1	09-2512	GW22-09-10572	F	WG	n/a	CS	6/26/2009	Geninorg	SW-846:6850	Perchlorate		0.287	µg/L	None	0.05	0.2	GELC
R-22	MP1A	907.1	09-2522	GW22-09-10564	F	WG	n/a	CS	6/29/2009	Geninorg	SW-846:6850	Perchlorate		0.26	µg/L	None	0.05	0.2	GELC
R-22	MP1A	907.1	09-2539	GW22-09-10562	F	WG	n/a	CS	6/30/2009	Geninorg	SW-846:6850	Perchlorate		0.283	µg/L	None	0.05	0.2	GELC
R-22	MP1A	907.1	09-2558	GW22-09-10535	F	WG	n/a	CS	7/1/2009	Geninorg	SW-846:6850	Perchlorate		0.273	µg/L	None	0.05	0.2	GELC
R-22	MP1A	907.1	09-2558	GW22-09-10542	F	WG	FD	CS	7/2/2009	Geninorg	SW-846:6850	Perchlorate		0.281	µg/L	None	0.05	0.2	GELC
R-22	MP1A	907.1	09-2558	GW22-09-10543	UF	WG	FD	CS	7/2/2009	Voa	SW-846:8260B	Acetone	<	10	µg/L	U	3.5	10	GELC
R-22	MP1A	907.1	09-2558	GW22-09-10543	UF	WG	FD	CS	7/2/2009	Voa	SW-846:8260B	Acetonitrile	<	25	µg/L	U	6.3	25	GELC
R-22	MP1A	907.1	09-2558	GW22-09-10543	UF	WG	FD	CS	7/2/2009	Voa	SW-846:8260B	Acrolein	<	5	µg/L	U	1.3	5	GELC
R-22	MP1A	907.1	09-2558	GW22-09-10543	UF	WG	FD	CS	7/2/2009	Voa	SW-846:8260B	Acrylonitrile	<	5	µg/L	U	1	5	GELC
R-22	MP1A	907.1	09-2558	GW22-09-10543	UF	WG	FD	CS	7/2/2009	Voa	SW-846:8260B	Benzene	<	1	µg/L	U	0.3	1	GELC
R-22	MP1A	907.1	09-2558	GW22-09-10543	UF	WG	FD	CS	7/2/2009	Voa	SW-846:8260B	Bromobenzene	<	1	µg/L	U	0.25	1	GELC
R-22	MP1A	907.1	09-2558	GW22-09-10543	UF	WG	FD	CS	7/2/2009	Voa	SW-846:8260B	Bromochloromethane	<	1	µg/L	U	0.3	1	GELC
R-22	MP1A	907.1	09-2558	GW22-09-10543	UF	WG	FD	CS	7/2/2009	Voa	SW-846:8260B	Bromodichloromethane	<	1	µg/L	U	0.25	1	GELC
R-22	MP1A	907.1	09-2558	GW22-09-10543	UF	WG	FD	CS	7/2/2009	Voa	SW-846:8260B	Bromoform	<	1	µg/L	U	0.25	1	GELC
R-22	MP1A	907.1	09-2558	GW22-09-10543	UF	WG	FD	CS	7/2/2009	Voa	SW-846:8260B	Bromomethane	<	1	µg/L	U	0.3	1	GELC
R-22	MP1A	907.1	09-2558	GW22-09-10543	UF	WG	FD	CS	7/2/2009	Voa	SW-846:8260B	Butanol[1-]	<	50	µg/L	U	15	50	GELC
R-22	MP1A	907.1	09-2558	GW22-09-10543	UF	WG	FD	CS	7/2/2009	Voa	SW-846:8260B	Butanone[2-]	<	5	µg/L	U	1.3	5	GELC
R-22	MP1A	907.1	09-2558	GW22-09-10543	UF	WG	FD	CS	7/2/2009	Voa	SW-846:8260B	Butylbenzene[n-]	<	1	µg/L	U	0.25	1	GELC
R-22	MP1A	907.1	09-2558	GW22-09-10543	UF	WG	FD	CS	7/2/2009	Voa	SW-846:8260B	Butylbenzene[sec-]	<	1	µg/L	U	0.25	1	GELC
R-22	MP1A	907.1	09-2558	GW22-09-10543	UF	WG	FD	CS	7/2/2009	Voa	SW-846:8260B	Butylbenzene[tert-]	<	1	µg/L	U	0.25	1	GELC
R-22	MP1A	907.1	09-2558	GW22-09-10543	UF	WG	FD	CS	7/2/2009	Voa	SW-846:8260B	Carbon Disulfide	<	5	µg/L	U	1.3	5	GELC
R-22	MP1A	907.1	09-2558	GW22-09-10543	UF	WG	FD	CS	7/2/2009	Voa	SW-846:8260B	Carbon Tetrachloride	<	1	µg/L	U	0.3	1	GELC
R-22	MP1A	907.1	09-2558	GW22-09-10543	UF	WG	FD	CS	7/2/2009	Voa	SW-846:8260B	Chloro-1,3-butadiene[2-]	<	1	µg/L	U	0.3	1	GELC
R-22	MP1A	907.1	09-2558	GW22-09-10543	UF	WG	FD	CS	7/2/2009	Voa	SW-846:8260B	Chloro-1-propene[3-]	<	5	µg/L	U	1.5	5	GELC
R-22	MP1A	907.1	09-2558	GW22-09-10543	UF	WG	FD	CS	7/2/2009	Voa	SW-846:8260B	Chlorobenzene	<	1	µg/L	U	0.25	1	GELC
R-22	MP1A	907.1	09-2558	GW22-09-10543	UF	WG	FD	CS	7/2/2009	Voa	SW-846:8260B	Chlorodibromomethane	<	1	µg/L	U	0.3	1	GELC
R-22	MP1A	907.1	09-2558	GW22-09-10543	UF	WG	FD	CS	7/2/2009	Voa	SW-846:8260B	Chloroethane	<	1	µg/L	U	0.3	1	GELC
R-22	MP1A	907.1	09-2558	GW22-09-10543	UF	WG	FD	CS	7/2/2009	Voa	SW-846:8260B	Chloroform	<	1	µg/L	U	0.25	1	GELC
R-22	MP1A	907.1	09-2558	GW22-09-10543	UF	WG	FD	CS	7/2/2009	Voa	SW-846:8260B	Chloromethane		0.461	µg/L	J	0.3	1	GELC
R-22	MP1A	907.1	09-2558	GW22-09-10543	UF	WG	FD	CS	7/2/2009	Voa	SW-846:8260B	Chlorotoluene[2-]	<	1	µg/L	U	0.25	1	GELC
R-22	MP1A	907.1	09-2558	GW22-09-10543	UF	WG	FD	CS	7/2/2009	Voa	SW-846:8260B	Chlorotoluene[4-]	<	1	µg/L	U	0.25	1	GELC
R-22	MP1A	907.1	09-2558	GW22-09-10543	UF	WG	FD	CS	7/2/2009	Voa	SW-846:8260B	Dibromo-3-Chloropropane[1,2-]	<	1	µg/L	U	0.3	1	GELC
R-22	MP1A	907.1	09-2558	GW22-09-10543	UF	WG	FD	CS	7/2/2009	Voa	SW-846:8260B	Dibromoethane[1,2-]	<	1	µg/L	U	0.25	1	GELC
R-22	MP1A	907.1	09-2558	GW22-09-10543	UF	WG	FD	CS	7/2/2009	Voa	SW-846:8260B	Dibromomethane	<	1	µg/L	U	0.3	1	GELC

Table A-3 (continued)

Location	Port Name	Port Depth (ft)	Request	Sample	Field Prep	Field Matrix	Field QC Type	Lab Sample Type	Date	Suite	Method	Analyte	Symbol	Result	Units	Lab Qual	MDL	Quant Limit	Lab
R-22	MP1A	907.1	09-2558	GW22-09-10543	UF	WG	FD	CS	7/2/2009	Voa	SW-846:8260B	Dichlorobenzene[1,2-]	<	1	µg/L	U	0.25	1	GELC
R-22	MP1A	907.1	09-2558	GW22-09-10543	UF	WG	FD	CS	7/2/2009	Voa	SW-846:8260B	Dichlorobenzene[1,3-]	<	1	µg/L	U	0.25	1	GELC
R-22	MP1A	907.1	09-2558	GW22-09-10543	UF	WG	FD	CS	7/2/2009	Voa	SW-846:8260B	Dichlorobenzene[1,4-]	<	1	µg/L	U	0.25	1	GELC
R-22	MP1A	907.1	09-2558	GW22-09-10543	UF	WG	FD	CS	7/2/2009	Voa	SW-846:8260B	Dichlorodifluoromethane	<	1	µg/L	U	0.3	1	GELC
R-22	MP1A	907.1	09-2558	GW22-09-10543	UF	WG	FD	CS	7/2/2009	Voa	SW-846:8260B	Dichloroethane[1,1-]	<	1	µg/L	U	0.3	1	GELC
R-22	MP1A	907.1	09-2558	GW22-09-10543	UF	WG	FD	CS	7/2/2009	Voa	SW-846:8260B	Dichloroethane[1,2-]	<	1	µg/L	U	0.25	1	GELC
R-22	MP1A	907.1	09-2558	GW22-09-10543	UF	WG	FD	CS	7/2/2009	Voa	SW-846:8260B	Dichloroethene[1,1-]	<	1	µg/L	U	0.3	1	GELC
R-22	MP1A	907.1	09-2558	GW22-09-10543	UF	WG	FD	CS	7/2/2009	Voa	SW-846:8260B	Dichloroethene[cis-1,2-]	<	1	µg/L	U	0.3	1	GELC
R-22	MP1A	907.1	09-2558	GW22-09-10543	UF	WG	FD	CS	7/2/2009	Voa	SW-846:8260B	Dichloroethene[trans-1,2-]	<	1	µg/L	U	0.3	1	GELC
R-22	MP1A	907.1	09-2558	GW22-09-10543	UF	WG	FD	CS	7/2/2009	Voa	SW-846:8260B	Dichloropropane[1,2-]	<	1	µg/L	U	0.25	1	GELC
R-22	MP1A	907.1	09-2558	GW22-09-10543	UF	WG	FD	CS	7/2/2009	Voa	SW-846:8260B	Dichloropropane[1,3-]	<	1	µg/L	U	0.3	1	GELC
R-22	MP1A	907.1	09-2558	GW22-09-10543	UF	WG	FD	CS	7/2/2009	Voa	SW-846:8260B	Dichloropropane[2,2-]	<	1	µg/L	U	0.3	1	GELC
R-22	MP1A	907.1	09-2558	GW22-09-10543	UF	WG	FD	CS	7/2/2009	Voa	SW-846:8260B	Dichloropropene[1,1-]	<	1	µg/L	U	0.25	1	GELC
R-22	MP1A	907.1	09-2558	GW22-09-10543	UF	WG	FD	CS	7/2/2009	Voa	SW-846:8260B	Dichloropropene[cis-1,3-]	<	1	µg/L	U	0.25	1	GELC
R-22	MP1A	907.1	09-2558	GW22-09-10543	UF	WG	FD	CS	7/2/2009	Voa	SW-846:8260B	Dichloropropene[trans-1,3-]	<	1	µg/L	U	0.25	1	GELC
R-22	MP1A	907.1	09-2558	GW22-09-10543	UF	WG	FD	CS	7/2/2009	Voa	SW-846:8260B	Diethyl Ether	<	1	µg/L	U	0.3	1	GELC
R-22	MP1A	907.1	09-2558	GW22-09-10543	UF	WG	FD	CS	7/2/2009	Voa	SW-846:8260B	Ethyl Methacrylate	<	5	µg/L	U	1	5	GELC
R-22	MP1A	907.1	09-2558	GW22-09-10543	UF	WG	FD	CS	7/2/2009	Voa	SW-846:8260B	Ethylbenzene	<	1	µg/L	U	0.25	1	GELC
R-22	MP1A	907.1	09-2558	GW22-09-10543	UF	WG	FD	CS	7/2/2009	Voa	SW-846:8260B	Hexachlorobutadiene	<	1	µg/L	U	0.3	1	GELC
R-22	MP1A	907.1	09-2558	GW22-09-10543	UF	WG	FD	CS	7/2/2009	Voa	SW-846:8260B	Hexanone[2-]	<	5	µg/L	U	1.3	5	GELC
R-22	MP1A	907.1	09-2558	GW22-09-10543	UF	WG	FD	CS	7/2/2009	Voa	SW-846:8260B	Iodomethane	<	5	µg/L	U	1.3	5	GELC
R-22	MP1A	907.1	09-2558	GW22-09-10543	UF	WG	FD	CS	7/2/2009	Voa	SW-846:8260B	Isobutyl alcohol	<	50	µg/L	U	13	50	GELC
R-22	MP1A	907.1	09-2558	GW22-09-10543	UF	WG	FD	CS	7/2/2009	Voa	SW-846:8260B	Isopropylbenzene	<	1	µg/L	U	0.25	1	GELC
R-22	MP1A	907.1	09-2558	GW22-09-10543	UF	WG	FD	CS	7/2/2009	Voa	SW-846:8260B	Isopropyltoluene[4-]	<	1	µg/L	U	0.25	1	GELC
R-22	MP1A	907.1	09-2558	GW22-09-10543	UF	WG	FD	CS	7/2/2009	Voa	SW-846:8260B	Methacrylonitrile	<	5	µg/L	U	1	5	GELC
R-22	MP1A	907.1	09-2558	GW22-09-10543	UF	WG	FD	CS	7/2/2009	Voa	SW-846:8260B	Methyl Methacrylate	<	5	µg/L	U	1	5	GELC
R-22	MP1A	907.1	09-2558	GW22-09-10543	UF	WG	FD	CS	7/2/2009	Voa	SW-846:8260B	Methyl tert-Butyl Ether	<	1	µg/L	U	0.25	1	GELC
R-22	MP1A	907.1	09-2558	GW22-09-10543	UF	WG	FD	CS	7/2/2009	Voa	SW-846:8260B	Methyl-2-pentanone[4-]	<	5	µg/L	U	1.3	5	GELC
R-22	MP1A	907.1	09-2558	GW22-09-10543	UF	WG	FD	CS	7/2/2009	Voa	SW-846:8260B	Methylene Chloride	<	10	µg/L	U	3	10	GELC
R-22	MP1A	907.1	09-2558	GW22-09-10543	UF	WG	FD	CS	7/2/2009	Voa	SW-846:8260B	Naphthalene	<	1	µg/L	U	0.25	1	GELC
R-22	MP1A	907.1	09-2558	GW22-09-10543	UF	WG	FD	CS	7/2/2009	Voa	SW-846:8260B	Propionitrile	<	5	µg/L	U	1.5	5	GELC
R-22	MP1A	907.1	09-2558	GW22-09-10543	UF	WG	FD	CS	7/2/2009	Voa	SW-846:8260B	Propylbenzene[1-]	<	1	µg/L	U	0.25	1	GELC
R-22	MP1A	907.1	09-2558	GW22-09-10543	UF	WG	FD	CS	7/2/2009	Voa	SW-846:8260B	Styrene	<	1	µg/L	U	0.25	1	GELC
R-22	MP1A	907.1	09-2558	GW22-09-10543	UF	WG	FD	CS	7/2/2009	Voa	SW-846:8260B	Tetrachloroethane[1,1,1,2-]	<	1	µg/L	U	0.3	1	GELC
R-22	MP1A	907.1	09-2558	GW22-09-10543	UF	WG	FD	CS	7/2/2009	Voa	SW-846:8260B	Tetrachloroethane[1,1,2,2-]	<	1	µg/L	U	0.25	1	GELC
R-22	MP1A	907.1	09-2558	GW22-09-10543	UF	WG	FD	CS	7/2/2009	Voa	SW-846:8260B	Tetrachloroethene	<	1	µg/L	U	0.3	1	GELC
R-22	MP1A	907.1	09-2558	GW22-09-10543	UF	WG	FD	CS	7/2/2009	Voa	SW-846:8260B	Toluene	<	1	µg/L	U	0.25	1	GELC

Table A-3 (continued)

Location	Port Name	Port Depth (ft)	Request	Sample	Field Prep	Field Matrix	Field QC Type	Lab Sample Type	Date	Suite	Method	Analyte	Symbol	Result	Units	Lab Qual	MDL	Quant Limit	Lab
R-22	MP1A	907.1	09-2558	GW22-09-10543	UF	WG	FD	CS	7/2/2009	Voa	SW-846:8260B	Trichloro-1,2,2-trifluoroethane[1,1,2-]	<	5	µg/L	U	1	5	GELC
R-22	MP1A	907.1	09-2558	GW22-09-10543	UF	WG	FD	CS	7/2/2009	Voa	SW-846:8260B	Trichlorobenzene[1,2,3-]	<	1	µg/L	U	0.33	1	GELC
R-22	MP1A	907.1	09-2558	GW22-09-10543	UF	WG	FD	CS	7/2/2009	Voa	SW-846:8260B	Trichlorobenzene[1,2,4-]	<	1	µg/L	U	0.3	1	GELC
R-22	MP1A	907.1	09-2558	GW22-09-10543	UF	WG	FD	CS	7/2/2009	Voa	SW-846:8260B	Trichloroethane[1,1,1-]	<	1	µg/L	U	0.33	1	GELC
R-22	MP1A	907.1	09-2558	GW22-09-10543	UF	WG	FD	CS	7/2/2009	Voa	SW-846:8260B	Trichloroethane[1,1,2-]	<	1	µg/L	U	0.25	1	GELC
R-22	MP1A	907.1	09-2558	GW22-09-10543	UF	WG	FD	CS	7/2/2009	Voa	SW-846:8260B	Trichloroethene	<	1	µg/L	U	0.25	1	GELC
R-22	MP1A	907.1	09-2558	GW22-09-10543	UF	WG	FD	CS	7/2/2009	Voa	SW-846:8260B	Trichlorofluoromethane	<	1	µg/L	U	0.3	1	GELC
R-22	MP1A	907.1	09-2558	GW22-09-10543	UF	WG	FD	CS	7/2/2009	Voa	SW-846:8260B	Trichloropropane[1,2,3-]	<	1	µg/L	U	0.3	1	GELC
R-22	MP1A	907.1	09-2558	GW22-09-10543	UF	WG	FD	CS	7/2/2009	Voa	SW-846:8260B	Trimethylbenzene[1,2,4-]	<	1	µg/L	U	0.25	1	GELC
R-22	MP1A	907.1	09-2558	GW22-09-10543	UF	WG	FD	CS	7/2/2009	Voa	SW-846:8260B	Trimethylbenzene[1,3,5-]	<	1	µg/L	U	0.25	1	GELC
R-22	MP1A	907.1	09-2558	GW22-09-10543	UF	WG	FD	CS	7/2/2009	Voa	SW-846:8260B	Vinyl acetate	<	5	µg/L	U	1.5	5	GELC
R-22	MP1A	907.1	09-2558	GW22-09-10543	UF	WG	FD	CS	7/2/2009	Voa	SW-846:8260B	Vinyl Chloride	<	1	µg/L	U	0.5	1	GELC
R-22	MP1A	907.1	09-2558	GW22-09-10543	UF	WG	FD	CS	7/2/2009	Voa	SW-846:8260B	Xylene[1,2-]	<	1	µg/L	U	0.3	1	GELC
R-22	MP1A	907.1	09-2558	GW22-09-10543	UF	WG	FD	CS	7/2/2009	Voa	SW-846:8260B	Xylene[1,3-]+Xylene[1,4-]	<	2	µg/L	U	0.5	2	GELC
R-22	MP1A	907.1	09-2558	GW22-09-10547	F	WG	n/a	CS	7/2/2009	Geninorg	SW-846:6850	Perchlorate		0.281	µg/L		0.05	0.2	GELC
R-22	MP1A	907.1	09-2558	GW22-09-10548	UF	WG	n/a	CS	7/2/2009	Voa	SW-846:8260B	Acetone	<	10	µg/L	U	3.5	10	GELC
R-22	MP1A	907.1	09-2558	GW22-09-10548	UF	WG	n/a	CS	7/2/2009	Voa	SW-846:8260B	Acetonitrile	<	25	µg/L	U	6.3	25	GELC
R-22	MP1A	907.1	09-2558	GW22-09-10548	UF	WG	n/a	CS	7/2/2009	Voa	SW-846:8260B	Acrolein	<	5	µg/L	U	1.3	5	GELC
R-22	MP1A	907.1	09-2558	GW22-09-10548	UF	WG	n/a	CS	7/2/2009	Voa	SW-846:8260B	Acrylonitrile	<	5	µg/L	U	1	5	GELC
R-22	MP1A	907.1	09-2558	GW22-09-10548	UF	WG	n/a	CS	7/2/2009	Voa	SW-846:8260B	Benzene	<	1	µg/L	U	0.3	1	GELC
R-22	MP1A	907.1	09-2558	GW22-09-10548	UF	WG	n/a	CS	7/2/2009	Voa	SW-846:8260B	Bromobenzene	<	1	µg/L	U	0.25	1	GELC
R-22	MP1A	907.1	09-2558	GW22-09-10548	UF	WG	n/a	CS	7/2/2009	Voa	SW-846:8260B	Bromochloromethane	<	1	µg/L	U	0.3	1	GELC
R-22	MP1A	907.1	09-2558	GW22-09-10548	UF	WG	n/a	CS	7/2/2009	Voa	SW-846:8260B	Bromodichloromethane	<	1	µg/L	U	0.25	1	GELC
R-22	MP1A	907.1	09-2558	GW22-09-10548	UF	WG	n/a	CS	7/2/2009	Voa	SW-846:8260B	Bromoform	<	1	µg/L	U	0.25	1	GELC
R-22	MP1A	907.1	09-2558	GW22-09-10548	UF	WG	n/a	CS	7/2/2009	Voa	SW-846:8260B	Bromomethane	<	1	µg/L	U	0.3	1	GELC
R-22	MP1A	907.1	09-2558	GW22-09-10548	UF	WG	n/a	CS	7/2/2009	Voa	SW-846:8260B	Butanol[1-]	<	50	µg/L	U	15	50	GELC
R-22	MP1A	907.1	09-2558	GW22-09-10548	UF	WG	n/a	CS	7/2/2009	Voa	SW-846:8260B	Butanone[2-]	<	5	µg/L	U	1.3	5	GELC
R-22	MP1A	907.1	09-2558	GW22-09-10548	UF	WG	n/a	CS	7/2/2009	Voa	SW-846:8260B	Butylbenzene[n-]	<	1	µg/L	U	0.25	1	GELC
R-22	MP1A	907.1	09-2558	GW22-09-10548	UF	WG	n/a	CS	7/2/2009	Voa	SW-846:8260B	Butylbenzene[sec-]	<	1	µg/L	U	0.25	1	GELC
R-22	MP1A	907.1	09-2558	GW22-09-10548	UF	WG	n/a	CS	7/2/2009	Voa	SW-846:8260B	Butylbenzene[tert-]	<	1	µg/L	U	0.25	1	GELC
R-22	MP1A	907.1	09-2558	GW22-09-10548	UF	WG	n/a	CS	7/2/2009	Voa	SW-846:8260B	Carbon Disulfide	<	5	µg/L	U	1.3	5	GELC
R-22	MP1A	907.1	09-2558	GW22-09-10548	UF	WG	n/a	CS	7/2/2009	Voa	SW-846:8260B	Carbon Tetrachloride	<	1	µg/L	U	0.3	1	GELC
R-22	MP1A	907.1	09-2558	GW22-09-10548	UF	WG	n/a	CS	7/2/2009	Voa	SW-846:8260B	Chloro-1,3-butadiene[2-]	<	1	µg/L	U	0.3	1	GELC
R-22	MP1A	907.1	09-2558	GW22-09-10548	UF	WG	n/a	CS	7/2/2009	Voa	SW-846:8260B	Chloro-1-propene[3-]	<	5	µg/L	U	1.5	5	GELC
R-22	MP1A	907.1	09-2558	GW22-09-10548	UF	WG	n/a	CS	7/2/2009	Voa	SW-846:8260B	Chlorobenzene	<	1	µg/L	U	0.25	1	GELC
R-22	MP1A	907.1	09-2558	GW22-09-10548	UF	WG	n/a	CS	7/2/2009	Voa	SW-846:8260B	Chlorodibromomethane	<	1	µg/L	U	0.3	1	GELC
R-22	MP1A	907.1	09-2558	GW22-09-10548	UF	WG	n/a	CS	7/2/2009	Voa	SW-846:8260B	Chloroethane	<	1	µg/L	U	0.3	1	GELC

Table A-3 (continued)

Location	Port Name	Port Depth (ft)	Request	Sample	Field Prep	Field Matrix	Field QC Type	Lab Sample Type	Date	Suite	Method	Analyte	Symbol	Result	Units	Lab Qual	MDL	Quant Limit	Lab
R-22	MP1A	907.1	09-2558	GW22-09-10548	UF	WG	n/a	CS	7/2/2009	Voa	SW-846:8260B	Chloroform	<	1	µg/L	U	0.25	1	GELC
R-22	MP1A	907.1	09-2558	GW22-09-10548	UF	WG	n/a	CS	7/2/2009	Voa	SW-846:8260B	Chloromethane	<	1	µg/L	U	0.3	1	GELC
R-22	MP1A	907.1	09-2558	GW22-09-10548	UF	WG	n/a	CS	7/2/2009	Voa	SW-846:8260B	Chlorotoluene[2-]	<	1	µg/L	U	0.25	1	GELC
R-22	MP1A	907.1	09-2558	GW22-09-10548	UF	WG	n/a	CS	7/2/2009	Voa	SW-846:8260B	Chlorotoluene[4-]	<	1	µg/L	U	0.25	1	GELC
R-22	MP1A	907.1	09-2558	GW22-09-10548	UF	WG	n/a	CS	7/2/2009	Voa	SW-846:8260B	Dibromo-3-Chloropropane[1,2-]	<	1	µg/L	U	0.3	1	GELC
R-22	MP1A	907.1	09-2558	GW22-09-10548	UF	WG	n/a	CS	7/2/2009	Voa	SW-846:8260B	Dibromoethane[1,2-]	<	1	µg/L	U	0.25	1	GELC
R-22	MP1A	907.1	09-2558	GW22-09-10548	UF	WG	n/a	CS	7/2/2009	Voa	SW-846:8260B	Dibromomethane	<	1	µg/L	U	0.3	1	GELC
R-22	MP1A	907.1	09-2558	GW22-09-10548	UF	WG	n/a	CS	7/2/2009	Voa	SW-846:8260B	Dichlorobenzene[1,2-]	<	1	µg/L	U	0.25	1	GELC
R-22	MP1A	907.1	09-2558	GW22-09-10548	UF	WG	n/a	CS	7/2/2009	Voa	SW-846:8260B	Dichlorobenzene[1,3-]	<	1	µg/L	U	0.25	1	GELC
R-22	MP1A	907.1	09-2558	GW22-09-10548	UF	WG	n/a	CS	7/2/2009	Voa	SW-846:8260B	Dichlorobenzene[1,4-]	<	1	µg/L	U	0.25	1	GELC
R-22	MP1A	907.1	09-2558	GW22-09-10548	UF	WG	n/a	CS	7/2/2009	Voa	SW-846:8260B	Dichlorodifluoromethane	<	1	µg/L	U	0.3	1	GELC
R-22	MP1A	907.1	09-2558	GW22-09-10548	UF	WG	n/a	CS	7/2/2009	Voa	SW-846:8260B	Dichloroethane[1,1-]	<	1	µg/L	U	0.3	1	GELC
R-22	MP1A	907.1	09-2558	GW22-09-10548	UF	WG	n/a	CS	7/2/2009	Voa	SW-846:8260B	Dichloroethane[1,2-]	<	1	µg/L	U	0.25	1	GELC
R-22	MP1A	907.1	09-2558	GW22-09-10548	UF	WG	n/a	CS	7/2/2009	Voa	SW-846:8260B	Dichloroethene[1,1-]	<	1	µg/L	U	0.3	1	GELC
R-22	MP1A	907.1	09-2558	GW22-09-10548	UF	WG	n/a	CS	7/2/2009	Voa	SW-846:8260B	Dichloroethene[cis-1,2-]	<	1	µg/L	U	0.3	1	GELC
R-22	MP1A	907.1	09-2558	GW22-09-10548	UF	WG	n/a	CS	7/2/2009	Voa	SW-846:8260B	Dichloroethene[trans-1,2-]	<	1	µg/L	U	0.3	1	GELC
R-22	MP1A	907.1	09-2558	GW22-09-10548	UF	WG	n/a	CS	7/2/2009	Voa	SW-846:8260B	Dichloropropane[1,2-]	<	1	µg/L	U	0.25	1	GELC
R-22	MP1A	907.1	09-2558	GW22-09-10548	UF	WG	n/a	CS	7/2/2009	Voa	SW-846:8260B	Dichloropropane[1,3-]	<	1	µg/L	U	0.3	1	GELC
R-22	MP1A	907.1	09-2558	GW22-09-10548	UF	WG	n/a	CS	7/2/2009	Voa	SW-846:8260B	Dichloropropane[2,2-]	<	1	µg/L	U	0.3	1	GELC
R-22	MP1A	907.1	09-2558	GW22-09-10548	UF	WG	n/a	CS	7/2/2009	Voa	SW-846:8260B	Dichloropropene[1,1-]	<	1	µg/L	U	0.25	1	GELC
R-22	MP1A	907.1	09-2558	GW22-09-10548	UF	WG	n/a	CS	7/2/2009	Voa	SW-846:8260B	Dichloropropene[cis-1,3-]	<	1	µg/L	U	0.25	1	GELC
R-22	MP1A	907.1	09-2558	GW22-09-10548	UF	WG	n/a	CS	7/2/2009	Voa	SW-846:8260B	Dichloropropene[trans-1,3-]	<	1	µg/L	U	0.25	1	GELC
R-22	MP1A	907.1	09-2558	GW22-09-10548	UF	WG	n/a	CS	7/2/2009	Voa	SW-846:8260B	Diethyl Ether	<	1	µg/L	U	0.3	1	GELC
R-22	MP1A	907.1	09-2558	GW22-09-10548	UF	WG	n/a	CS	7/2/2009	Voa	SW-846:8260B	Ethyl Methacrylate	<	5	µg/L	U	1	5	GELC
R-22	MP1A	907.1	09-2558	GW22-09-10548	UF	WG	n/a	CS	7/2/2009	Voa	SW-846:8260B	Ethylbenzene	<	1	µg/L	U	0.25	1	GELC
R-22	MP1A	907.1	09-2558	GW22-09-10548	UF	WG	n/a	CS	7/2/2009	Voa	SW-846:8260B	Hexachlorobutadiene	<	1	µg/L	U	0.3	1	GELC
R-22	MP1A	907.1	09-2558	GW22-09-10548	UF	WG	n/a	CS	7/2/2009	Voa	SW-846:8260B	Hexanone[2-]	<	5	µg/L	U	1.3	5	GELC
R-22	MP1A	907.1	09-2558	GW22-09-10548	UF	WG	n/a	CS	7/2/2009	Voa	SW-846:8260B	Iodomethane	<	5	µg/L	U	1.3	5	GELC
R-22	MP1A	907.1	09-2558	GW22-09-10548	UF	WG	n/a	CS	7/2/2009	Voa	SW-846:8260B	Isobutyl alcohol	<	50	µg/L	U	13	50	GELC
R-22	MP1A	907.1	09-2558	GW22-09-10548	UF	WG	n/a	CS	7/2/2009	Voa	SW-846:8260B	Isopropylbenzene	<	1	µg/L	U	0.25	1	GELC
R-22	MP1A	907.1	09-2558	GW22-09-10548	UF	WG	n/a	CS	7/2/2009	Voa	SW-846:8260B	Isopropyltoluene[4-]	<	1	µg/L	U	0.25	1	GELC
R-22	MP1A	907.1	09-2558	GW22-09-10548	UF	WG	n/a	CS	7/2/2009	Voa	SW-846:8260B	Methacrylonitrile	<	5	µg/L	U	1	5	GELC
R-22	MP1A	907.1	09-2558	GW22-09-10548	UF	WG	n/a	CS	7/2/2009	Voa	SW-846:8260B	Methyl Methacrylate	<	5	µg/L	U	1	5	GELC
R-22	MP1A	907.1	09-2558	GW22-09-10548	UF	WG	n/a	CS	7/2/2009	Voa	SW-846:8260B	Methyl tert-Butyl Ether	<	1	µg/L	U	0.25	1	GELC
R-22	MP1A	907.1	09-2558	GW22-09-10548	UF	WG	n/a	CS	7/2/2009	Voa	SW-846:8260B	Methyl-2-pentanone[4-]	<	5	µg/L	U	1.3	5	GELC
R-22	MP1A	907.1	09-2558	GW22-09-10548	UF	WG	n/a	CS	7/2/2009	Voa	SW-846:8260B	Methylene Chloride	<	10	µg/L	U	3	10	GELC
R-22	MP1A	907.1	09-2558	GW22-09-10548	UF	WG	n/a	CS	7/2/2009	Voa	SW-846:8260B	Naphthalene	<	1	µg/L	U	0.25	1	GELC

Table A-3 (continued)

Location	Port Name	Port Depth (ft)	Request	Sample	Field Prep	Field Matrix	Field QC Type	Lab Sample Type	Date	Suite	Method	Analyte	Symbol	Result	Units	Lab Qual	MDL	Quant Limit	Lab
R-22	MP1A	907.1	09-2558	GW22-09-10548	UF	WG	n/a	CS	7/2/2009	Voa	SW-846:8260B	Propionitrile	<	5	µg/L	U	1.5	5	GELC
R-22	MP1A	907.1	09-2558	GW22-09-10548	UF	WG	n/a	CS	7/2/2009	Voa	SW-846:8260B	Propylbenzene[1-]	<	1	µg/L	U	0.25	1	GELC
R-22	MP1A	907.1	09-2558	GW22-09-10548	UF	WG	n/a	CS	7/2/2009	Voa	SW-846:8260B	Styrene	<	1	µg/L	U	0.25	1	GELC
R-22	MP1A	907.1	09-2558	GW22-09-10548	UF	WG	n/a	CS	7/2/2009	Voa	SW-846:8260B	Tetrachloroethane[1,1,1,2-]	<	1	µg/L	U	0.3	1	GELC
R-22	MP1A	907.1	09-2558	GW22-09-10548	UF	WG	n/a	CS	7/2/2009	Voa	SW-846:8260B	Tetrachloroethane[1,1,2,2-]	<	1	µg/L	U	0.25	1	GELC
R-22	MP1A	907.1	09-2558	GW22-09-10548	UF	WG	n/a	CS	7/2/2009	Voa	SW-846:8260B	Tetrachloroethene		0.343	µg/L	BJ	0.3	1	GELC
R-22	MP1A	907.1	09-2558	GW22-09-10548	UF	WG	n/a	CS	7/2/2009	Voa	SW-846:8260B	Toluene		0.296	µg/L	J	0.25	1	GELC
R-22	MP1A	907.1	09-2558	GW22-09-10548	UF	WG	n/a	CS	7/2/2009	Voa	SW-846:8260B	Trichloro-1,2,2-trifluoroethane[1,1,2-]	<	5	µg/L	U	1	5	GELC
R-22	MP1A	907.1	09-2558	GW22-09-10548	UF	WG	n/a	CS	7/2/2009	Voa	SW-846:8260B	Trichlorobenzene[1,2,3-]	<	1	µg/L	U	0.33	1	GELC
R-22	MP1A	907.1	09-2558	GW22-09-10548	UF	WG	n/a	CS	7/2/2009	Voa	SW-846:8260B	Trichlorobenzene[1,2,4-]	<	1	µg/L	U	0.3	1	GELC
R-22	MP1A	907.1	09-2558	GW22-09-10548	UF	WG	n/a	CS	7/2/2009	Voa	SW-846:8260B	Trichloroethane[1,1,1-]	<	1	µg/L	U	0.33	1	GELC
R-22	MP1A	907.1	09-2558	GW22-09-10548	UF	WG	n/a	CS	7/2/2009	Voa	SW-846:8260B	Trichloroethane[1,1,2-]	<	1	µg/L	U	0.25	1	GELC
R-22	MP1A	907.1	09-2558	GW22-09-10548	UF	WG	n/a	CS	7/2/2009	Voa	SW-846:8260B	Trichloroethene	<	1	µg/L	U	0.25	1	GELC
R-22	MP1A	907.1	09-2558	GW22-09-10548	UF	WG	n/a	CS	7/2/2009	Voa	SW-846:8260B	Trichlorofluoromethane	<	1	µg/L	U	0.3	1	GELC
R-22	MP1A	907.1	09-2558	GW22-09-10548	UF	WG	n/a	CS	7/2/2009	Voa	SW-846:8260B	Trichloropropane[1,2,3-]	<	1	µg/L	U	0.3	1	GELC
R-22	MP1A	907.1	09-2558	GW22-09-10548	UF	WG	n/a	CS	7/2/2009	Voa	SW-846:8260B	Trimethylbenzene[1,2,4-]	<	1	µg/L	U	0.25	1	GELC
R-22	MP1A	907.1	09-2558	GW22-09-10548	UF	WG	n/a	CS	7/2/2009	Voa	SW-846:8260B	Trimethylbenzene[1,3,5-]	<	1	µg/L	U	0.25	1	GELC
R-22	MP1A	907.1	09-2558	GW22-09-10548	UF	WG	n/a	CS	7/2/2009	Voa	SW-846:8260B	Vinyl acetate	<	5	µg/L	U	1.5	5	GELC
R-22	MP1A	907.1	09-2558	GW22-09-10548	UF	WG	n/a	CS	7/2/2009	Voa	SW-846:8260B	Vinyl Chloride	<	1	µg/L	U	0.5	1	GELC
R-22	MP1A	907.1	09-2558	GW22-09-10548	UF	WG	n/a	CS	7/2/2009	Voa	SW-846:8260B	Xylene[1,2-]	<	1	µg/L	U	0.3	1	GELC
R-22	MP1A	907.1	09-2558	GW22-09-10548	UF	WG	n/a	CS	7/2/2009	Voa	SW-846:8260B	Xylene[1,3-]+Xylene[1,4-]	<	2	µg/L	U	0.5	2	GELC

Notes: MDL = Method detection limit; UF = unfiltered; WG = groundwater; CS = customer sample; n/a = not applicable.
J_LAB = The analytical laboratory qualified the detected result as estimated (J) because the result was less the practical quantitation limit but greater than the method detection limit.
R11 = The results for the affected analytes should be regarded as not-detected (U) because the associated sample concentration was less than 3x the 1 sigma TPU.
R5 = Analyte is not detected because the amount reported is less than the minimum detectable amount.
U_LAB = The analytical laboratory qualified the analyte as not detected.
V7c = The initial calibration verification and or continuing calibration verification was recovered outside the method specific criteria.
For tritium, 2nd lab qualifier is U, 2nd reason is R11, 1-s total propagated uncertainty is 0.28737, and minimum detectable amount is 0.28737.

Table A-4
Well Screen Analysis for Screen 1

Well	Sample Depth (ft)	Scr #	Sample Collection Date	Sample ID	Event	Tritium (pCi/L)	Modern water?	3H plume?	Field pH		Low pH?	High pH?	Test Gen-1	Alkalinity (mg/L CaCO3)		Test Gen-2	Turbidity (NTU)	Test Gen-3	Acetone (µg/L)	Lab Qual Code	Test B1	NH3-N (mg/L)	Lab Qual Code	Test B2	TKN (mg/L)	Lab Qual Code	Test B3
							pCi/L	pCi/L			SU	SU				mg/L		NTU			µg/L			mg/L			mg/L
							>UL	>UL			>LL	<UL				<UL		<UL			<UL			<UL			<UL
							1	17			6.4	9.0				157		5			5			0.05			0.5
R-22	939	1	24-Jun-09	GW22-09-10577	9	NA	NA	NA	7.22	Fld	Yes	Yes	P	113	NF	P	10.9	F	ND		ND	ND		ND	ND		ND
R-22	939	1	26-Jun-09	GW22-09-10572	18	NA	NA	NA	7.76	Fld	Yes	Yes	P	111	NF	P	1.81	P	ND		ND	ND		ND	ND		ND
R-22	939	1	29-Jun-09	GW22-09-10564	26	NA	NA	NA	7.64	Fld	Yes	Yes	P	110	NF	P	10.9	F	ND		ND	ND		ND	ND		ND
R-22	939	1	2-Jul-09	GW22-09-10547	33	NA	NA	NA	7.53	Fld	Yes	Yes	P	ND	NF	ND	12.2	F	ND		ND	ND		ND	ND		ND

Table A-4 (continued)

Well	Sample Depth (ft)	Scr #	Sample Collection Date	Sample ID	Event	TOC (mg/L)	Lab Qual Code	Test B4	Ba µg/L	Test D3	Test E1	Ca mg/L	Test E2a	Test E2b	Test E2	Cl mg/L	Test A1	F mg/L	Lab Qual Code	Test A2	Mg mg/L	Test E3	NO3-N mg/L	Lab Qual Code	Test Gen-5	Test C10	ORP	Comment	Test C3	DO	Test C11
								mg/L		µg/L	µg/L		mg/L	mg/L	Within		mg/L			mg/L		mg/L				mg/L			mV		mg/L
								<UL		>LL	<UL		>LL	<UL	range		<UL			<UL		<UL			<UL	>LL			>LL		>LL
								1		1.4	57		4	42			3.6			0.6		4.2			0. 89	0.01			0		2
R-22	939	1	24-Jun-09	GW22-09-10577	9	0.8	NF	P	26	P	P	19.5	Yes	Yes	P	5.0	F	0.24		P	5.16	F	0.779		P	P	106		P	2.9	P
R-22	939	1	26-Jun-09	GW22-09-10572	18	0.7	NF	P	26	P	P	19.1	Yes	Yes	P	3.5	P	0.24		P	5.11	F	0.569		P	P	-93.2		F	2.6	P
R-22	939	1	29-Jun-09	GW22-09-10564	26	0.7	NF	P	25	P	P	18.4	Yes	Yes	P	3.5	P	0.28		P	5.07	F	0.587		P	P	-41.5		F	2.9	P
R-22	939	1	2-Jul-09	GW22-09-10547	33	0.7	NF	P	24	P	P	18.0	Yes	Yes	P	3.8	F	0.23		P	4.85	F	0.589		P	P	5		P	2.2	P

Table A-4 (continued)

Well	Sample Depth (ft)	Scr #	Sample Collection Date	Sample ID	Event	ClO4 µg/L		Lab Qual Code	Test Gen-4	Test C7	PO4-P	Lab Qual Code	UOM	Test A6	Na mg/L	Molar ratio Na/Cl	Test A4	SO4 mg/L	Lab Qual Code	Test C1	Test A5	Sulfide		Test C2	B µg/L	Lab Qual Code	Test A1	Cr (F) µg/L	Lab Qual Code	Test Gen-6	Test C9
										µg/L	Threshold			mg/L P			mg/L			mg/L	mg/L			mg/L							µg/L
									<UL	>LL	as P			<UL			<UL			>LL	<UL			<UL			<UL			<UL	>LL
									0.5	0.2	0.34			0.08			25			1.7	7.2			0.01			39			5.75	0.39
R-22	939	1	24-Jun-09	GW22-09-10577	9	<	5	U	ND	ND	0.01		mg/L as PO4	P	11.7	3.6	P	6.7		P	P	0.01	U	P	22		P	1.0		P	P
R-22	939	1	26-Jun-09	GW22-09-10572	18	<	5	U	ND	ND	0.01		mg/L as PO4	P	11.8	5.2	P	4.5		P	P	0.01	U	P	16		P	2.0		P	P
R-22	939	1	29-Jun-09	GW22-09-10564	26	<	5	U	ND	ND	0.01		mg/L as PO4	P	11.9	5.2	P	4.5		P	P	0.01	U	P	20		P	1.0		P	P
R-22	939	1	2-Jul-09	GW22-09-10547	33	<	5	U	ND	ND	0.04		mg/L as PO4	P	11.9	4.8	P	5.1		P	P	0.01	U	P	16		P	2.0		P	P

Table A-4 (continued)

Well	Sample Depth (ft)	Scr #	Sample Collection Date	Sample ID	Event	Cr (NF) µg/L	Lab Qual Code	Test F3	Ratio Cr (NF/F)	Test F4	Fe (F) µg/L	Lab Qual Code	Test C5	Fe (NF) µg/L	Lab Qual Code	Test F1	Ratio Fe(NF/F)	Test F2	Mn (F) µg/L	Lab Qual Code	Test C6	Ni (F) µg/L	Lab Qual Code	Test F5	Sr µg/L	Test D2	Test E3
								µg/L		Ratio			µg/L			µg/L		Ratio			µg/L			µg/L		µg/L	µg/L
								<UL		<UL			<UL			<UL		<UL			<UL			<UL		>LL	<UL
								10		5			147			1270		10			124			50		44	540
R-22	939	1	24-Jun-09	GW22-09-10577	9	2.0		P	2.0	NA	1561		F	2413		No	1.5	P	62		P	4		P	87	P	P
R-22	939	1	26-Jun-09	GW22-09-10572	18	2.0		P	1.0	NA	1853		F	2707		No	1.5	P	63		P	3		P	86	P	P
R-22	939	1	29-Jun-09	GW22-09-10564	26	2.0		P	2.0	NA	1750		F	2483		No	1.4	P	52		P	2		P	83	P	P
R-22	939	1	2-Jul-09	GW22-09-10547	33	3.0		P	1.5	NA	2308		F	3123		No	1.4	P	42		P	6		P	79	P	P

Table A-4 (continued)

Well	Sample Depth (ft)	Scr #	Sample Collection Date	Sample ID	Event	U µg/L	Lab Qual Code	Test C8	Test D1	Test E5	V µg/L	Lab qual code	Test C4	Zn µg/L	Lab Qual Code	Test D4	Test F6	Tests Passed	Tests Failed	Total tests with P/Fail outcome	% Pass	Is 3H detected?	General Indicators	Category A	Category B
								µg/L	µg/L	µg/L						µg/L	µg/L							Residual	Residual
								>LL	>LL	<UL			>LL			>LL	<UL							Inorganics	Organics
								0.06	0.06	1.9			2.27			0.4	40								
R-22	939	1	24-Jun-09	GW22-09-10577	9	0.9		P	P	P	2		F	6		P	P	30	5	35	86	ND			
R-22	939	1	26-Jun-09	GW22-09-10572	18	0.7		P	P	P	2		F	5		P	P	31	4	35	89	ND			
R-22	939	1	29-Jun-09	GW22-09-10564	26	0.8		P	P	P	2		F	2		P	P	30	5	35	86	ND			
R-22	939	1	2-Jul-09	GW22-09-10547	33	1.0		P	P	P	3		P	26		P	P	31	4	35	89	ND			

Table A-4 (continued)

Well	Sample Depth (ft)	Scr #	Sample Collection Date	Sample ID	Event	Category C								Category D				Category E					Category F	General Indicators						
						Redox Indicators								Sorption				Carbonate					Metal	Mod water	Gen-1	Gen-2	Gen-3	Gen-4	Gen-5	Gen-6
						SO4	Fe/Mn						NO3					minerals					Corrosion	3H	ln pH	Alk	Turb	ClO4	NO3-N	Cr
							V	Fe	Mn	ClO4	U	Cr		U	Sr	Ba	Zn	Ba	Ca	Mg	Sr	U		UL=1	range	UL=52	UL=5	UL=0.5	UL=0.89	UL=5.75
R-22	939	1	24-Jun-09	GW22-09-10577	9	P	F	F	P	ND	P	P	P	P	P	P	P	P	P	F	P	P		NA	P	P	P	DL	P	P
R-22	939	1	26-Jun-09	GW22-09-10572	18	P	F	F	P	ND	P	P	P	P	P	P	P	P	P	F	P	P		NA	P	P	P	DL	P	P
R-22	939	1	29-Jun-09	GW22-09-10564	26	P	F	F	P	ND	P	P	P	P	P	P	P	P	P	F	P	P		NA	P	P	P	DL	P	P
R-22	939	1	2-Jul-09	GW22-09-10547	33	P	P	F	P	ND	P	P	P	P	P	P	P	P	P	F	P	P		NA	P	P	P	DL	P	P

Table A-4 (continued)

Well	Sample Depth (ft)	Scr #	Sample Collection Date	Sample ID	Event	Category A Inorganic Indicators						Category B Organic Indicators				Category C1 Redox (SO4)			Category C2 Redox (Fe/Mn)						Category C3 Redox (NO3)		Category D Adsorption			
						A1	A2	A3	A4	A5	A6	B1	B2	B3	B4	C1	C2	C3	C4	C5	C6	C7	C8	C9	C10	C11	D1	D2	D3	D4
						B	Cl	Na	SO4	F	PO4	Ace	NH3	TKN	TOC	SO4	S	ORP	V	Fe	Mn	ClO4	U	Cr	NO3-N	DO	U	Sr	Ba	Zn
						UL=39	UL=3.6	UL=24.5	UL=7.2	UL=0.57	UL=3.4	5	0.05	0.35	1.37	LL=1.65	UL=0.010	LL=0	LL=2.27	UL=147	UL=124	LL=0.22	LL=0.06	LL=0.39	LL=0.01	LL=2	LL=0.06	LL=44	LL=4.9	LL=0.4
R-22	939	1	24-Jun-09	GW22-09-10577	9	P	F	P	P	P	P	ND	ND	ND	P	P	P	P	F	F	P	DL	P	P	P	P	P	P	P
R-22	939	1	26-Jun-09	GW22-09-10572	18	P	P	P	P	P	P	ND	ND	ND	P	P	P	F	F	F	P	DL	P	P	P	P	P	P	P
R-22	939	1	29-Jun-09	GW22-09-10564	26	P	P	P	P	P	P	ND	ND	ND	P	P	P	F	F	F	P	DL	P	P	P	P	P	P	P
R-22	939	1	2-Jul-09	GW22-09-10547	33	P	F	P	P	P	P	ND	ND	ND	P	P	P	P	P	F	P	DL	P	P	P	P	P	P	P

Table A-4 (continued)

Well	Sample Depth (ft)	Scr #	Sample Collection Date	Sample ID	Event	Category E Carbonate Mineralogy							Category F Metal Corrosion						Categories under which Drilling Flags Are To Be Assigned					
						E1	E2a	E2b	E2	E3	E4	E5	F1	F2	F3	F4	F5	F6						
						Ba	Ca	Ca	Ca	Mg	Sr	U	FeT	FeR	CrT	CrR	Ni	Zn	A	B	C	D	E	F
						UL=57	LL=4.3	UL=42	In range	UL=4.2	UL=540	UL=1.90	UL=500	UL=10	UL=10	UL=5	UL=50	UL=40						
R-22	939	1	24-Jun-09	GW22-09-10577	9	P	P	P	P	F	P	P	No	Yes	P	Yes	P	p	–	–	–	–	–	–
R-22	939	1	26-Jun-09	GW22-09-10572	18	P	P	P	P	F	P	P	No	Yes	P	Yes	P	p	–	–	–	–	–	–
R-22	939	1	29-Jun-09	GW22-09-10564	26	P	P	P	P	F	P	P	No	Yes	P	Yes	P	p	–	–	–	–	–	–
R-22	939	1	2-Jul-09	GW22-09-10547	33	P	P	P	P	F	P	P	No	Yes	P	Yes	P	p	–	–	–	–	–	–

Notes: NA = Analyzed but not available; UL = upper limit; LL = lower limit; P = pass; F = fail; FLD = field; SU = standard unit; NTU = nephelometric turbidity unit; ND = nondetect; DL = detection limit.

Appendix B

R-22 Screen 5 Data

Table B-1
Samples Collected at Screen 5

Sample ID	Date	Time	LANL					GEL		Univ. of Miami	pH	Temp (°C)	Turbidity (NTU)	Conductivity (uS/cm)	ORP (mV)	DO (mg/L)	Notes (e.g., during development, pumping test, etc.)
			Anions Cations	TOC	Sulfide	ALK	Metals	ClO4	VOC	LL-H-3							
GW22-09-8554	5/12/2009	1210	1 ea.	1	1	1	1	1	1	1							EQB Pump located on table 50 ft from well head.
GW22-09-8555	5/12/2009	1144	1 ea.	1	1	1	1	1	1	1							EQB R-22 Pump testing piping & pump prior to pumping event.
GW22-09-8462	5/16/2009	1430							1 TB								TB
GW22-09-8465	5/16/2009	1430	1 ea.	1	1	1	1	1	1	1							EQB Fe2+: 0.0 mg/L; FeTotal: 0.0 mg/L
GW22-09-9252	5/17/2009	1831		1	1	1	1			1	7.63	22.60	348.00	184	123.2	3.74	Both Iron concentrations are underrange
GW22-09-9253	5/17/2009	1831	1 ea.								7.63	22.60	348.00	184	123.2	3.74	Both Iron concentrations are underrange
GW22-09-9254	5/18/2009	1130	1 ea.								7.81	25.90	0.64	205	118.8	4.28	Fe2+: 0.11 mg/L; FeTotal: 0.007 mg/L
GW22-09-9255	5/18/2009	1130		1	1	1	1			1	7.81	25.90	0.64	205	118.8	4.28	Fe2+: 0.11 mg/L; FeTotal: 0.007 mg/L
GW22-09-9256	5/18/2009	1730	1 ea.								7.88	25.48	0.51	199	133	4.66	Fe2+: 0.01 mg/L; FeTotal: 0.001 mg/L
GW22-09-9257	5/18/2009	1730		1	1	1	1		1	1	7.88	25.48	0.51	199	133	4.66	Fe2+: 0.01 mg/L; FeTotal: 0.001 mg/L
GW22-09-9258	5/19/2009	0030	1 ea.								8.02	24.92	0.42	196	101.5	4.75	Fe2+: 0.01 mg/L; FeTotal: -0.007 mg/L
GW22-09-9259	5/19/2009	0030		1	1	1	1			1	8.02	24.92	0.42	196	101.5	4.75	Fe2+: 0.01 mg/L; FeTotal: -0.007 mg/L
GW22-09-9260	5/19/2009	0830	1 ea.								7.99	25.78	0.43	195	104	4.68	Fe2+: 0.00 mg/L; FeTotal: 0.001 mg/L
GW22-09-9261	5/19/2009	0830		1	1	1	1			1	7.99	25.78	0.43	195	104	4.68	Fe2+: 0.00 mg/L; FeTotal: 0.001 mg/L
GW22-09-9262	5/19/2009	1730	1 ea.								7.97	25.62	0.46	197	143	4.76	Fe2+:0.05 mg/L; FeTotal: 0.003 mg/L
GW22-09-9263	5/19/2009	1730		1	1	1	1		1	1	7.97	25.62	0.46	197	143	4.76	Fe2+:0.05 mg/L; FeTotal: 0.003 mg/L
GW22-09-9264	5/20/2009	0030	1 ea.								8.03	24.81	0.47	194	85.3	4.42	Fe2+:0.03 mg/L; FeTotal: 0.017 mg/L
GW22-09-9265	5/20/2009	0030		1	1	1	1			1	8.03	24.81	0.47	194	85.3	4.42	Fe2+:0.03 mg/L; FeTotal: 0.017 mg/L
GW22-09-9618	5/18/2009	1730							1 TB								QC Sample of GW22-09-9257 TB
GW22-09-9619	5/19/2009	1730							1 TB								QC Sample of GW22-09-9263 TB
GW22-09-8474	5/20/2009	0825		1	1	1	1			1	8.06	24.75	0.37	194	90.4	4.61	Fe2+:0.12 mg/L; FeTotal: 0.01 mg/L
GW22-09-8475	5/20/2009	0825	1 ea.					1			8.06	24.75	0.37	194	90.4	4.61	Fe2+:0.12 mg/L; FeTotal: 0.01 mg/L
GW22-09-8476	5/20/2009	0925		1	1	1	1			1	8.00	25.40	0.72	195	78.9	4.48	Fe2+: 0.00 mg/L; FeTotal:0.00 mg/L
GW22-09-8477	5/20/2009	0925	1 ea.					1			8.00	25.40	0.72	195	78.9	4.48	Fe2+: 0.00 mg/L; FeTotal:0.00 mg/L
GW22-09-8478	5/20/2009	1025		1	1	1	1			1	7.95	25.62	0.49	195	96.1	4.53	Fe2+: 0.00 mg/L; FeTotal:0.00 mg/L
GW22-09-8479	5/20/2009	1025	1 ea.					1			7.95	25.62	0.49	195	96.1	4.53	Fe2+: 0.00 mg/L; FeTotal:0.00 mg/L
GW22-09-8480	5/20/2009	1125		1	1	1	1			1	7.97	25.82	0.47	196	86.1	4.46	Fe2+: 0.01 mg/L; FeTotal: 0.037 mg/L
GW22-09-8481	5/20/2009	1125	1 ea.					1			7.97	25.82	0.47	196	86.1	4.46	Fe2+: 0.01 mg/L; FeTotal: 0.037 mg/L
GW22-09-8482	5/20/2009	1325		1	1	1	1		1	1	7.84	26.05	0.33	196	200.7	4.46	Fe2+: 0.14 mg/L; FeTotal: 0.46 mg/L
GW22-09-8483	5/20/2009	1325	1 ea.					1			7.84	26.05	0.33	196	200.7	4.46	Fe2+: 0.14 mg/L; FeTotal: 0.46 mg/L
GW22-09-8484	5/20/2009	1425		1	1	1	1			1	7.88	26.36	0.22	197	166.9	4.55	Fe2+: 0.07 mg/L; FeTotal: Underrange
GW22-09-8485	5/20/2009	1425	1 ea.					1			7.88	26.36	0.22	197	166.9	4.55	Fe2+: 0.07 mg/L; FeTotal: Underrange
GW22-09-8486	5/20/2009	1525		1	1	1	1			1	7.86	25.76	0.44	196	196.6	4.48	Iron values not listed.
GW22-09-8487	5/20/2009	1525	1 ea.					1			7.86	25.76	0.44	196	196.6	4.48	Iron values not listed.

Table B-1 (continued)

Sample ID	Date	Time	LANL					GEL		Univ. of Miami	pH	Temp (°C)	Turbidity (NTU)	Conductivity (uS/cm)	ORP (mV)	DO (mg/L)	Notes (e.g., during development, pumping test, etc.)
			Anions Cations	TOC	Sulfide	ALK	Metals	ClO4	VOC	LL-H-3							
GW22-09-8488	5/20/2009	1725		1	1	1	1			1	7.88	25.67	0.40	196	104.3	4.33	Fe2+: 0.00 mg/L; FeTotal:0.00 mg/L
GW22-09-8489	5/20/2009	1725	1 ea.					1			7.88	25.67	0.40	196	104.3	4.33	Fe2+: 0.00 mg/L; FeTotal:0.00 mg/L
GW22-09-8490	5/20/2009	1825		1	1	1	1			1	7.91	25.49	0.45	193	115.1	4.48	Fe2+: 0.013 mg/L; FeTotal: 0.00 mg/L
GW22-09-8491	5/20/2009	1825	1 ea.					1			7.91	25.49	0.45	193	115.1	4.48	Fe2+: 0.013 mg/L; FeTotal: 0.00 mg/L
GW22-09-8492	5/20/2009	1925		1	1	1	1			1	7.96	25.42	0.36	193	147.8	4.46	Fe2+: 0.01 mg/L; FeTotal: 0.00 mg/L
GW22-09-8493	5/20/2009	1925	1 ea.					1			7.96	25.42	0.36	193	147.8	4.46	Fe2+: 0.01 mg/L; FeTotal: 0.00 mg/L
GW22-09-8536	5/20/2009	0755	1 ea.					1			8.05	24.39	0.46	191	81.9	4.66	Fe2+: 0.01 mg/L; FeTotal:0.004 mg/L
GW22-09-8537	5/20/2009	1355							1 TB								QC Sample of GW22-09-8482 TB
GW22-09-8538	5/20/2009	0755		1	1	1	1		1	1	8.05	24.39	0.46	191	81.9	4.66	Fe2+: 0.01 mg/L; FeTotal:0.004 mg/L
GW22-09-8539	5/20/2009	1225		1	1	1	1			1	7.86	26.01	0.41	197	134.9	4.41	Iron values not listed.
GW22-09-8540	5/20/2009	1225	1 ea.					1			7.86	26.01	0.41	197	134.9	4.41	Iron values not listed.
GW22-09-8541	5/20/2009	1625							1 TB								QC Sample of GW22-09-8567 TB
GW22-09-8545	5/20/2009	1625		1	1	1	1		1	1	7.86	25.81	0.38	195	171.1	4.44	Fe2+: 0.02 mg/L; FeTotal: 0.00 mg/L
GW22-09-8546	5/20/2009	1625	1 ea.					1			7.86	25.81	0.38	195	171.1	4.44	Fe2+: 0.02 mg/L; FeTotal: 0.00 mg/L
GW22-09-8553	5/20/2009	0925	1 ea.	1	1	1	1	1	1	1	8.00	25.40	0.72	195	78.9	4.48	QC Sample of GW22-09-8476 FB
GW22-09-8566	5/20/2009	0755							1 TB								QC Sample of GW22-09-8567 TB
GW22-09-8567	5/20/2009	1625		1	1	1	1		1	1	7.86	25.81	0.38	195	171	4.44	Fe2+: 0.02 mg/L; FeTotal: 0.00 mg/L
GW22-09-8568	5/20/2009	1625	1 ea.					1			7.86	25.81	0.38	195	171	4.44	Fe2+: 0.02 mg/L; FeTotal: 0.00 mg/L
GW22-09-8458	5/26/2009	1233							1 TB								QC Sample of GW22-09-8498,8522,8543 TB
GW22-09-8459	5/26/2009	1933							1 TB								QC Sample of GW22-09-8520 TB
GW22-09-8494	5/26/2009	0803		1	1	1	1			1	7.82	23.90	1.47	246	77.3	3.56	Fe2+: 0.00 mg/L; FeTotal: 0.00 mg/L
GW22-09-8495	5/26/2009	0803	1 ea.					1			7.82	23.90	1.47	246	77.3	3.56	Fe2+: 0.00 mg/L; FeTotal: 0.00 mg/L
GW22-09-8496	5/26/2009	0903		1	1	1	1			1	7.79	24.40	0.36	249	115.1	4.18	Fe2+: 0.00 mg/L; FeTotal: 0.00 mg/L
GW22-09-8497	5/26/2009	0903	1 ea.					1			7.79	24.40	0.36	249	115.1	4.18	Fe2+: 0.00 mg/L; FeTotal: 0.00 mg/L
GW22-09-8498	5/26/2009	1233		1	1	1	1		1	1	7.79	24.40	0.59	247	173.1	4.43	Fe2+: 0.28 mg/L; FeTotal: 0.054 mg/L
GW22-09-8499	5/26/2009	1233	1 ea.					1			7.79	24.40	0.59	247	173.1	4.43	Fe2+: 0.28 mg/L; FeTotal: 0.054 mg/L
GW22-09-8500	5/26/2009	1833		1	1	1	1			1	7.87	24.70	0.37	242	120.2	4.58	Fe2+: 0.00 mg/L; FeTotal: 0.011 mg/L
GW22-09-8501	5/26/2009	1833	1 ea.					1			7.87	24.70	0.37	242	120.2	4.58	Fe2+: 0.00 mg/L; FeTotal: 0.011 mg/L
GW22-09-8502	5/26/2009	0818		1	1	1	1			1	7.81	24.10	1.33	250	89.9	3.89	Fe2+: 0.00 mg/L; FeTotal: 0.00 mg/L
GW22-09-8503	5/26/2009	0818	1 ea.					1			7.81	24.10	1.33	250	89.9	3.89	Fe2+: 0.00 mg/L; FeTotal: 0.00 mg/L
GW22-09-8504	5/26/2009	0833		1	1	1	1			1	7.81	24.30	0.41	246	113.2	4.02	Fe2+: 0.00 mg/L; FeTotal: 0.00 mg/L
GW22-09-8505	5/26/2009	0833	1 ea.					1			7.81	24.30	0.41	246	113.2	4.02	Fe2+: 0.00 mg/L; FeTotal: 0.00 mg/L
GW22-09-8506	5/26/2009	0748		1	1	1	1		1	1	7.90	23.20	1.23	251	64.1	2.74	Fe2+: 0.00 mg/L; FeTotal: 0.00 mg/L
GW22-09-8507	5/26/2009	0748	1 ea.					1			7.90	23.20	1.23	251	64.1	2.74	Fe2+: 0.00 mg/L; FeTotal: 0.00 mg/L
GW22-09-8508	5/26/2009	1333		1	1	1	1			1	7.81	23.60	0.59	242	135.5	4.50	Fe2+: 0.28 mg/L; FeTotal: 0.054 mg/L

Table B-1 (continued)

Sample ID	Date	Time	LANL					GEL		Univ. of Miami	pH	Temp (°C)	Turbidity (NTU)	Conductivity (uS/cm)	ORP (mV)	DO (mg/L)	Notes (e.g., during development, pumping test, etc.)
			Anions Cations	TOC	Sulfide	ALK	Metals	ClO4	VOC	LL-H-3							
GW22-09-8509	5/26/2009	1333	1 ea.					1			7.81	23.60	0.59	242	135.5	4.50	Fe2+: 0.28 mg/L; FeTotal: 0.054 mg/L
GW22-09-8510	5/26/2009	1433		1	1	1	1			1	7.83	24.40	0.37	245	122.8	4.53	Fe2+: 0.01 mg/L; FeTotal: 0.057 mg/L
GW22-09-8511	5/26/2009	1433	1 ea.					1			7.83	24.40	0.37	245	122.8	4.53	Fe2+: 0.01 mg/L; FeTotal: 0.057 mg/L
GW22-09-8512	5/26/2009	1733		1	1	1	1			1	7.95	25.00	0.54	244	101.4	4.59	Fe2+: 0.04 mg/L; FeTotal: 0.001 mg/L
GW22-09-8513	5/26/2009	1733	1 ea.					1			7.95	25.00	0.54	244	101.4	4.59	Fe2+: 0.04 mg/L; FeTotal: 0.001 mg/L
GW22-09-8514	5/26/2009	1533		1	1	1	1			1	7.83	24.90	0.37	246	122.1	4.48	Fe2+: 0.01 mg/L; FeTotal: 0.064 mg/L
GW22-09-8515	5/26/2009	1533	1 ea.					1			7.83	24.90	0.37	246	122.1	4.48	Fe2+: 0.01 mg/L; FeTotal: 0.064 mg/L
GW22-09-8516	5/26/2009	1033		1	1	1	1			1	7.81	25.10	NR	249	175.1	4.38	Fe2+: 0.00 mg/L; FeTotal: 0.00 mg/L
GW22-09-8517	5/26/2009	1033	1 ea.					1			7.81	25.10	NR	249	175.1	4.38	Fe2+: 0.00 mg/L; FeTotal: 0.00 mg/L
GW22-09-8518	5/26/2009	1633		1	1	1	1			1	7.80	24.50	0.70	243	123.1	4.52	Fe2+: 0.00 mg/L; FeTotal: 0.00 mg/L
GW22-09-8519	5/26/2009	1633	1 ea.					1			7.80	24.50	0.70	243	123.1	4.52	Fe2+: 0.00 mg/L; FeTotal: 0.00 mg/L
GW22-09-8520	5/26/2009	1933		1	1	1	1		1	1	7.89	22.30	0.35	243	134.3	4.50	Fe2+: 0.00 mg/L; FeTotal: 0.074 mg/L
GW22-09-8521	5/26/2009	1933	1 ea.					1			7.89	22.30	0.35	243	134.3	4.50	Fe2+: 0.00 mg/L; FeTotal: 0.074 mg/L
GW22-09-8522	5/26/2009	1233	1 ea.	1	1	1	1	1	1	1	7.79	24.40	0.59	247	173.1	4.43	QC Sample of GW22-09-8498,8499 FB
GW22-09-8524	5/26/2009	0933		1	1	1	1			1	7.80	24.50	0.52	247	195	4.33	Fe2+: 0.00 mg/L; FeTotal: 0.00 mg/L
GW22-09-8525	5/26/2009	0933	1 ea.					1			7.80	24.50	0.52	247	195	4.33	Fe2+: 0.00 mg/L; FeTotal: 0.00 mg/L
GW22-09-8526	5/26/2009	1133		1	1	1	1			1	7.79	24.40	0.46	247	173.1	4.43	Fe2+: 0.00 mg/L; FeTotal: 0.00 mg/L
GW22-09-8527	5/26/2009	1133	1 ea.					1			7.79	24.40	0.46	247	173.1	4.43	Fe2+: 0.00 mg/L; FeTotal: 0.00 mg/L
GW22-09-8542	5/26/2009	0748							1 TB								QC Sample of GW22-09-8506 TB
GW22-09-8543	5/26/2009	1233		1	1	1	1		1	1	7.79	24.40	0.59	247	173.1	4.43	QC Sample of GW22-09-8498 FD
GW22-09-8544	5/26/2009	1233	1 ea.					1			7.79	24.40	0.59	247	173.1	4.43	QC Sample of GW22-09-8499 FD

Notes: NR = Not recorded; TB = trip blank; FB = field blank; FD = field duplicate; Q = flow rate; QC = quality control; DUP = duplicate; n/a = not applicable.

Table B-2
Screening Analytical Results for Screen 5

Sample ID	Date Received	Field Prep	Ag rslt (ppm)	stdev (Ag)	Al rslt (ppm)	stdev (Al)	As rslt (ppm)	stdev (As)	B rslt (ppm)	stdev (B)	Ba rslt (ppm)	stdev (Ba)	Be rslt (ppm)	stdev (Be)	Br(-) ppm	TOC rslt (ppm)	Ca rslt (ppm)	stdev (Ca)	Cd rslt (ppm)	stdev (Cd)	Cl(-) ppm	ClO4(-) ppm	Co rslt (ppm)	stdev (Co)	Alk-CO3 rslt (ppm)
GW22-09-8465	5/18/2009	UF	0	U	0.038	0.000	0.0002	U	0.014	0.000	0.001	U	0.001	U	0.01 (U)	0.55	0.1	0.0	0.001	U	0.05	0 (U)	0.001	—	0.8 (U)
GW22-09-8474	5/20/2009	UF	0	U	0.005	0.000	0.0038	0.0002	0.038	0.001	0.053	0.000	0.001	U	—	0.27	13.8	0.1	0.001	U	—	—	0.001	U	0.8 (U)
GW22-09-8475	5/20/2009	F	0	U	0.005	0.000	0.0037	0.0002	0.032	0.000	0.054	0.000	0.001	U	0.09	—	13.8	0.0	0.001	U	4.56	0 (U)	0.001	U	—
GW22-09-8476	5/20/2009	UF	0	U	0.009	0.000	0.0037	0.0001	0.032	0.000	0.052	0.000	0.001	U	—	0.30	13.8	0.1	0.001	U	—	—	0.001	U	0.8 (U)
GW22-09-8477	5/20/2009	F	0	U	0.006	0.000	0.0039	0.0001	0.030	0.000	0.054	0.001	0.001	U	0.09	—	13.9	0.1	0.001	U	4.56	0 (U)	0.001	U	—
GW22-09-8478	5/20/2009	UF	0	U	0.006	0.001	0.0040	0.0000	0.028	0.000	0.053	0.001	0.001	U	—	0.28	13.7	0.1	0.001	U	—	—	0.001	U	0.8 (U)
GW22-09-8479	5/20/2009	F	0	U	0.003	0.000	0.0038	0.0003	0.028	0.001	0.054	0.002	0.001	U	0.09	—	13.9	0.1	0.001	U	4.54	0 (U)	0.001	U	—
GW22-09-8480	5/20/2009	UF	0	U	0.007	0.000	0.0039	0.0003	0.027	0.000	0.052	0.002	0.001	U	—	0.31	13.6	0.1	0.001	U	—	—	0.001	U	0.8 (U)
GW22-09-8481	5/20/2009	F	0	U	0.005	0.001	0.0037	0.0001	0.028	0.001	0.053	0.002	0.001	U	0.09	—	13.8	0.1	0.001	U	4.55	0 (U)	0.001	U	—
GW22-09-8482	5/20/2009	UF	0	U	0.006	0.000	0.0037	0.0001	0.069	0.001	0.052	0.000	0.001	U	—	0.32	13.9	0.0	0.001	U	—	—	0.001	U	0.8 (U)
GW22-09-8483	5/20/2009	F	0	U	0.005	0.000	0.0039	0.0001	0.044	0.000	0.055	0.000	0.001	U	0.09	—	13.9	0.1	0.001	U	4.55	0 (U)	0.004	0.000	—
GW22-09-8484	5/20/2009	UF	0	U	0.007	0.000	0.0040	0.0001	0.037	0.001	0.054	0.000	0.001	U	—	0.33	14.1	0.0	0.001	U	—	—	0.001	U	0.8 (U)
GW22-09-8485	5/20/2009	F	0	U	0.004	0.000	0.0038	0.0000	0.031	0.000	0.054	0.001	0.001	U	0.09	—	14.0	0.0	0.001	U	4.53	0 (U)	0.001	U	—
GW22-09-8486	5/21/2009	UF	0	U	0.006	0.000	0.0039	0.0002	0.030	0.000	0.056	0.000	0.001	U	—	0.30	14.0	0.1	0.001	U	—	—	0.001	U	0.8 (U)
GW22-09-8487	5/21/2009	F	0	U	0.004	0.000	0.0036	0.0002	0.029	0.000	0.055	0.002	0.001	U	0.03	—	14.0	0.1	0.001	U	4.33	0 (U)	0.001	U	—
GW22-09-8488	5/21/2009	UF	0	U	0.007	0.000	0.0037	0.0001	0.028	0.001	0.054	0.001	0.001	U	—	0.32	14.1	0.1	0.001	U	—	—	0.001	U	0.8 (U)
GW22-09-8489	5/21/2009	F	0	U	0.005	0.000	0.0039	0.0001	0.027	0.000	0.055	0.002	0.001	U	0.04	—	14.1	0.1	0.001	U	4.34	0 (U)	0.001	U	—
GW22-09-8490	5/21/2009	UF	0	U	0.007	0.000	0.0038	0.0002	0.027	0.000	0.056	0.002	0.001	U	—	0.30	14.1	0.0	0.001	U	—	—	0.001	U	0.8 (U)
GW22-09-8491	5/21/2009	F	0	U	0.005	0.000	0.0037	0.0001	0.027	0.001	0.055	0.001	0.001	U	0.04	—	14.2	0.1	0.001	U	4.29	0 (U)	0.006	0.000	—
GW22-09-8492	5/21/2009	UF	0	U	0.006	0.000	0.0038	0.0000	0.074	0.002	0.056	0.002	0.001	U	—	0.31	14.0	0.1	0.001	U	—	—	0.001	U	0.8 (U)
GW22-09-8493	5/21/2009	F	0	U	0.007	0.000	0.0034	0.0001	0.042	0.001	0.064	0.001	0.001	U	0.43	—	13.6	0.2	0.001	U	4.3	0 (U)	0.001	U	—
GW22-09-8494	5/26/2009	UF	0	U	0.010	0.000	0.0031	0.0000	0.050	0.000	0.063	0.000	0.001	U	—	0.50	14.4	0.1	0.001	U	—	—	0.001	U	0.8 (U)
GW22-09-8495	5/26/2009	F	0	U	0.006	0.000	0.0031	0.0001	0.042	0.001	0.061	0.001	0.001	U	0.07	—	14.0	0.1	0.001	U	4.43	0 (U)	0.001	0.000	—
GW22-09-8496	5/26/2009	UF	0	U	0.009	0.000	0.0031	0.0000	0.038	0.001	0.054	0.002	0.001	U	—	0.47	14.0	0.0	0.001	U	—	—	0.001	U	0.8 (U)
GW22-09-8497	5/26/2009	F	0	U	0.006	0.000	0.0032	0.0000	0.036	0.001	0.055	0.000	0.001	U	0.07	—	13.7	0.1	0.001	U	4.33	0 (U)	0.001	U	—
GW22-09-8498	5/27/2009	UF	0	U	0.008	0.000	0.0033	0.0000	0.035	0.001	0.052	0.002	0.001	U	—	0.51	13.9	0.3	0.001	U	—	—	0.001	U	0.8 (U)
GW22-09-8499	5/27/2009	F	0	U	0.007	0.000	0.0032	0.0001	0.034	0.000	0.053	0.001	0.001	U	0.08	—	13.7	0.2	0.001	U	4.43	0 (U)	0.001	U	—
GW22-09-8500	5/27/2009	UF	0	U	0.008	0.000	0.0035	0.0000	0.033	0.000	0.053	0.000	0.001	U	—	0.33	13.8	0.1	0.001	U	—	—	0.001	U	0.8 (U)
GW22-09-8501	5/27/2009	F	0	U	0.009	0.000	0.0033	0.0000	0.032	0.001	0.053	0.002	0.001	U	0.08	—	14.7	0.1	0.001	U	4.42	0 (U)	0.001	U	—
GW22-09-8502	5/26/2009	UF	0	U	0.009	0.000	0.0030	0.0000	0.031	0.001	0.059	0.001	0.001	U	—	0.54	14.5	0.2	0.001	U	—	—	0.001	U	0.8 (U)
GW22-09-8503	5/26/2009	F	0	U	0.007	0.000	0.0029	0.0000	0.076	0.000	0.058	0.001	0.001	U	0.06	—	16.1	0.2	0.001	U	4.38	0 (U)	0.001	U	—
GW22-09-8504	5/26/2009	UF	0	U	0.008	0.000	0.0030	0.0001	0.047	0.001	0.056	0.001	0.001	U	—	0.49	15.8	0.1	0.001	U	—	—	0.001	U	0.8 (U)
GW22-09-8505	5/26/2009	F	0	U	0.007	0.000	0.0030	0.0000	0.041	0.001	0.056	0.001	0.001	U	0.06	—	15.6	0.0	0.001	U	4.37	0 (U)	0.001	0.000	—
GW22-09-8506	5/26/2009	UF	0	U	0.009	0.000	0.0031	0.0000	0.037	0.001	0.066	0.000	0.001	U	—	0.57	17.3	0.1	0.001	U	—	—	0.001	U	0.8 (U)
GW22-09-8507	5/26/2009	F	0	U	0.007	0.000	0.0030	0.0000	0.036	0.000	0.064	0.001	0.001	U	0.05	—	17.3	0.0	0.001	U	4.41	0 (U)	0.003	0.000	—
GW22-09-8508	5/27/2009	UF	0	U	0.008	0.000	0.0034	0.0000	0.035	0.000	0.053	0.001	0.001	U	—	0.38	16.2	0.0	0.001	U	—	—	0.001	U	0.8 (U)
GW22-09-8509	5/27/2009	F	0	U	0.006	0.000	0.0033	0.0000	0.034	0.000	0.053	0.001	0.001	U	0.08	—	16.6	0.2	0.001	U	4.41	0 (U)	0.001	0.000	—
GW22-09-8510	5/27/2009	UF	0	U	0.008	0.000	0.0034	0.0000	0.035	0.000	0.054	0.002	0.001	U	—	0.36	17.0	0.2	0.001	U	—	—	0.001	U	0.8 (U)
GW22-09-8511	5/27/2009	F	0	U	0.007	0.000	0.0032	0.0000	0.034	0.000	0.052	0.001	0.001	U	0.08	—	16.5	0.2	0.001	U	4.44	0 (U)	0.001	0.000	—
GW22-09-8512	5/27/2009	UF	0	U	0.009	0.000	0.0034	0.0001	0.035	0.000	0.052	0.000	0.001	U	—	0.33	16.5	0.1	0.001	U	—	—	0.001	U	0.8 (U)
GW22-09-8513	5/27/2009	F	0	U	0.007	0.000	0.0035	0.0000	0.086	0.002	0.054	0.001	0.001	U	0.08	—	16.6	0.2	0.001	U	4.42	0 (U)	0.001	U	—

Table B-2 (continued)

Sample ID	Date Received	Field Prep	Ag rslt (ppm)	stdev (Ag)	Al rslt (ppm)	stdev (Al)	As rslt (ppm)	stdev (As)	B rslt (ppm)	stdev (B)	Ba rslt (ppm)	stdev (Ba)	Be rslt (ppm)	stdev (Be)	Br(-) ppm	TOC rslt (ppm)	Ca rslt (ppm)	stdev (Ca)	Cd rslt (ppm)	stdev (Cd)	Cl(-) ppm	ClO4(-) ppm	Co rslt (ppm)	stdev (Co)	Alk-CO3 rslt (ppm)
GW22-09-8514	5/27/2009	UF	0	U	0.009	0.000	0.0035	0.0000	0.032	0.000	0.053	0.001	0.001	U	—	0.33	14.0	0.1	0.001	U	—	—	0.001	U	0.8 (U)
GW22-09-8515	5/27/2009	F	0	U	0.007	0.000	0.0034	0.0000	0.021	0.001	0.054	0.001	0.001	U	0.08	—	13.5	0.1	0.001	U	4.45	0 (U)	0.001	U	—
GW22-09-8516	5/26/2009	UF	0	U	0.009	0.000	0.0033	0.0001	0.015	0.001	0.053	0.002	0.001	U	—	0.46	13.6	0.1	0.001	U	—	—	0.001	U	0.8 (U)
GW22-09-8517	5/26/2009	F	0	U	0.008	0.000	0.0032	0.0000	0.013	0.001	0.053	0.000	0.001	U	0.05	—	13.3	0.0	0.001	U	4.40	0 (U)	0.001	0.000	—
GW22-09-8518	5/27/2009	UF	0	U	0.008	0.000	0.0034	0.0000	0.010	0.000	0.053	0.000	0.001	U	—	0.30	13.4	0.1	0.001	U	—	—	0.001	U	0.8 (U)
GW22-09-8519	5/27/2009	F	0	U	0.006	0.000	0.0033	0.0000	0.010	0.000	0.053	0.001	0.001	U	0.08	—	13.2	0.1	0.001	U	4.43	0 (U)	0.001	U	—
GW22-09-8520	5/27/2009	UF	0	U	0.007	0.000	0.0035	0.0001	0.009	0.001	0.056	0.001	0.001	U	—	0.29	13.4	0.1	0.001	U	—	—	0.001	U	0.8 (U)
GW22-09-8521	5/27/2009	F	0	U	0.006	0.000	0.0035	0.0001	0.008	0.000	0.053	0.001	0.001	U	0.08	—	13.2	0.1	0.001	U	4.41	0 (U)	0.001	U	—
GW22-09-8522	5/27/2009	UF	0	U	0.004	0.000	0.0002	U	0.002	U	0.001	U	0.001	U	—	0.20 (U)	0.01	0.00	0.001	U	—	—	0.001	—	0.8 (U)
GW22-09-8524	5/26/2009	UF	0	U	0.008	0.000	0.0032	0.0000	0.058	0.002	0.055	0.002	0.001	U	—	0.42	13.4	0.1	0.001	U	—	—	0.001	U	0.8 (U)
GW22-09-8525	5/26/2009	F	0	U	0.006	0.000	0.0032	0.0000	0.027	0.001	0.055	0.000	0.001	U	0.06	—	13.6	0.1	0.001	U	4.39	0 (U)	0.001	0.000	—
GW22-09-8526	5/27/2009	UF	0	U	0.008	0.000	0.0033	0.0001	0.017	0.000	0.055	0.001	0.001	U	—	0.39	13.5	0.1	0.001	U	—	—	0.001	U	0.8 (U)
GW22-09-8527	5/27/2009	F	0	U	0.007	0.000	0.0033	0.0000	0.013	0.000	0.057	0.000	0.001	U	0.08	—	13.3	0.1	0.001	U	4.39	0 (U)	0.001	U	—
GW22-09-8536	5/20/2009	F	0	U	0.007	0.000	0.0033	0.0000	0.036	0.000	0.065	0.001	0.001	U	0.09	—	13.5	0.1	0.001	U	4.53	0 (U)	0.003	0.000	—
GW22-09-8538	5/20/2009	UF	0	U	0.008	0.000	0.0035	0.0002	0.034	0.000	0.068	0.002	0.001	U	—	0.37	13.6	0.0	0.001	U	—	—	0.001	U	0.8 (U)
GW22-09-8539	5/20/2009	UF	0	U	0.007	0.000	0.0033	0.0001	0.033	0.000	0.064	0.002	0.001	U	—	0.32	13.7	0.1	0.001	U	—	—	0.001	U	0.8 (U)
GW22-09-8540	5/20/2009	F	0	U	0.007	0.000	0.0035	0.0000	0.031	0.000	0.066	0.000	0.001	U	0.09	—	13.8	0.1	0.001	U	4.54	0 (U)	0.001	U	—
GW22-09-8543	5/27/2009	UF	0	U	0.009	0.000	0.0033	0.0001	0.011	0.001	0.053	0.000	0.001	U	—	0.36	13.8	0.2	0.001	U	—	—	0.001	U	0.8 (U)
GW22-09-8544	5/27/2009	F	0	U	0.007	0.000	0.0034	0.0000	0.009	0.000	0.056	0.001	0.001	U	0.08	—	14.0	0.1	0.001	U	4.4	0 (U)	0.001	U	—
GW22-09-8545	5/21/2009	UF	0	U	0.004	0.000	0.0033	0.0001	0.032	0.001	0.065	0.001	0.001	U	—	0.31	13.9	0.1	0.001	U	—	—	0.001	U	0.8 (U)
GW22-09-8546	5/21/2009	F	0	U	0.006	0.000	0.0034	0.0001	0.031	0.001	0.064	0.001	0.001	U	0.03	—	13.8	0.1	0.001	U	4.3	0 (U)	0.001	U	—
GW22-09-8553	5/20/2009	UF	0	U	0.004	0.000	0.0002	U	0.002	0.000	0.001	U	0.001	U	0.01 (U)	0.20 (U)	0.01	—	0.001	U	0.01 (U)	0 (U)	0.001	U	0.8 (U)
GW22-09-8554	5/12/2009	UF	0	U	0.031	0.002	0.0002	U	0.040	0.001	0.001	0.000	0.001	U	0.01 (U)	0.80	0.20	0.00	0.001	U	0.08	0 (U)	0.001	U	0.8 (U)
GW22-09-8555	5/12/2009	UF	0	U	0.176	0.004	0.0002	U	0.021	0.001	0.006	0.000	0.001	U	0.01 (U)	5.18	0.92	0.00	0.001	U	0.13	0 (U)	0.001	U	0.8 (U)
GW22-09-8567	5/21/2009	UF	0	U	0.006	0.000	0.0036	0.0000	0.050	0.000	0.067	0.002	0.001	U	—	0.33	14.12	0.13	0.001	U	—	—	0.001	U	0.8 (U)
GW22-09-8568	5/21/2009	F	0	U	0.005	0.000	0.0034	0.0000	0.041	0.001	0.063	0.000	0.001	U	0.04	—	13.90	0.13	0.001	U	4.33	0 (U)	0.001	U	—
GW22-09-9252	5/19/2009	UF	0	U	2.757	0.032	0.0019	0.0000	0.028	0.000	0.219	0.002	0.001	U	—	1.22	41.08	0.28	0.001	U	—	—	0.017	0.000	0.80 (U)
GW22-09-9253	5/19/2009	F	0	U	0.004	0.000	0.0011	0.0000	0.027	0.000	0.055	0.000	0.001	U	0.05	—	17.51	0.10	0.001	U	3.47	0 (U)	0.003	0.000	—
GW22-09-9254	5/19/2009	F	0	U	0.005	0.000	0.0032	0.0000	0.031	0.000	0.076	0.000	0.001	U	0.06	—	14.17	0.09	0.001	U	4.57	0 (U)	0.001	U	—
GW22-09-9255	5/19/2009	UF	0	U	0.009	0.000	0.0033	0.0000	0.032	0.001	0.076	0.000	0.001	U	—	0.44	14.07	0.05	0.001	U	—	—	0.001	U	0.80 (U)
GW22-09-9256	5/19/2009	F	0	U	0.006	0.000	0.0033	0.0000	0.032	0.001	0.074	0.001	0.001	U	0.08	—	13.78	0.07	0.001	U	5.41	0 (U)	0.001	U	—
GW22-09-9257	5/19/2009	UF	0	U	0.009	0.000	0.0033	0.0001	0.030	0.001	0.075	0.000	0.001	U	—	0.34	13.70	0.11	0.001	U	—	—	0.001	U	0.8 (U)
GW22-09-9258	5/19/2009	F	0	U	0.005	0.000	0.0034	0.0000	0.030	0.000	0.074	0.001	0.001	U	0.08	—	13.66	0.06	0.001	U	5.36	0 (U)	0.001	0.000	—
GW22-09-9259	5/19/2009	UF	0	U	0.009	0.001	0.0033	0.0000	0.075	0.002	0.072	0.001	0.001	U	—	0.39	13.43	0.03	0.001	U	—	—	0.001	U	0.8 (U)
GW22-09-9260	5/19/2009	F	0	U	0.007	0.000	0.0034	0.0000	0.049	0.000	0.067	0.001	0.001	U	0.08	—	13.24	0.11	0.001	U	5.33	0 (U)	0.001	U	—
GW22-09-9261	5/19/2009	UF	0	U	0.009	0.000	0.0034	0.0000	0.041	0.000	0.067	0.001	0.001	U	—	0.29	13.40	0.05	0.001	U	—	—	0.001	U	0.8 (U)
GW22-09-9262	5/20/2009	F	0	U	0.005	0.000	0.0035	0.0000	0.037	0.000	0.066	0.000	0.001	U	0.09	—	13.22	0.06	0.001	U	4.55	0 (U)	0.001	U	—
GW22-09-9263	5/20/2009	UF	0	U	0.011	0.000	0.0035	0.0000	0.034	0.001	0.068	0.001	0.001	U	—	0.30	13.30	0.06	0.001	U	—	—	0.001	U	0.8 (U)
GW22-09-9264	5/20/2009	F	0	U	0.007	0.000	0.0036	0.0000	0.033	0.000	0.069	0.002	0.001	U	0.09	—	13.16	0.08	0.001	U	4.54	0 (U)	0.001	U	—
GW22-09-9265	5/20/2009	UF	0	U	0.008	0.000	0.0036	0.0000	0.033	0.001	0.067	0.001	0.001	U	—	0.26	13.41	0.10	0.001	U	—	—	0.001	U	0.8 (U)

Table B-2 (continued)

Sample ID	Date Received	Field Prep	Cr rslt (ppm)	stdev (Cr)	Cs rslt (ppm)	stdev (Cs)	Cu rslt (ppm)	stdev (Cu)	F(-) ppm	Fe rslt (ppm)	stdev (Fe)	Alk-CO3+HCO3 rslt (ppm)	Hg rslt (ppm)	stdev (Hg)	K rslt (ppm)	stdev (K)	Li rslt (ppm)	stdev (Li)	Mg rslt (ppm)	stdev (Mg)	Mn rslt (ppm)	stdev (Mn)	Mo rslt (ppm)	stdev (Mo)	Na rslt (ppm)	stdev (Na)	Ni rslt (ppm)	stdev (Ni)	NO2 (ppm)
GW22-09-8465	5/18/2009	UF	0.001		0.001	U	0.001	0.000	0.01 (U)	0.04	0.00	0 (U)	0.00005	U	0.1	0.0	0.001	—	0.03	0.00	0.003	0.000	0.001	U	0.2	0.0	0.001	0.000	0.01
GW22-09-8474	5/20/2009	UF	0.005	0.000	0.001	U	0.001	0.000	—	0.01	0.000	106	0.00005	U	3.9	0.0	0.025	0.001	3.4	0.0	0.061	0.002	0.001	0.000	16.8	0.1	0.001	0.000	—
GW22-09-8475	5/20/2009	F	0.004	0.000	0.001	U	0.001	0.000	0.44	0.01	0.000	—	0.00005	U	3.8	0.0	0.025	0.002	3.4	0.0	0.061	0.001	0.001	U	16.3	0.1	0.001	0.000	0.01
GW22-09-8476	5/20/2009	UF	0.005	0.000	0.001	U	0.001	0.000	—	0.01	0.000	106	0.00005	U	3.9	0.0	0.027	0.000	3.4	0.0	0.063	0.003	0.001	0.000	16.6	0.1	0.001	0.000	—
GW22-09-8477	5/20/2009	F	0.005	0.000	0.001	U	0.001	0.000	0.45	0.01	0.000	—	0.00005	U	3.9	0.0	0.027	0.001	3.4	0.0	0.062	0.002	0.001	0.000	16.6	0.2	0.001	0.000	0.01
GW22-09-8478	5/20/2009	UF	0.005	0.000	0.001	U	0.001	0.000	—	0.01	0.000	106	0.00005	U	3.8	0.0	0.026	0.002	3.4	0.0	0.059	0.002	0.001	0.000	16.2	0.0	0.001	0.000	—
GW22-09-8479	5/20/2009	F	0.004	0.000	0.001	U	0.001	0.000	0.44	0.01	0.000	—	0.00005	U	3.9	0.0	0.024	0.000	3.4	0.0	0.057	0.001	0.001	U	16.5	0.1	0.001	0.000	0.01
GW22-09-8480	5/20/2009	UF	0.005	0.000	0.001	U	0.001	0.000	—	0.01	0.000	107	0.00005	U	3.9	0.0	0.025	0.002	3.4	0.0	0.057	0.003	0.001	0.000	16.4	0.1	0.001	0.000	—
GW22-09-8481	5/20/2009	F	0.004	0.000	0.001	U	0.001	0.000	0.44	0.01	0.000		0.00005	U	3.9	0.0	0.024	0.000	3.5	0.0	0.060	0.005	0.001	U	16.8	0.0	0.001	0.000	0.01
GW22-09-8482	5/20/2009	UF	0.005	0.000	0.001	U	0.001	0.000	—	0.01	0.000	106	0.00005	U	3.9	0.0	0.024	0.001	3.4	0.0	0.056	0.002	0.001	0.000	16.4	0.1	0.001	0.000	—
GW22-09-8483	5/20/2009	F	0.005	0.000	0.001	U	0.001	0.000	0.44	0.01	0.000	—	0.00005	U	3.8	0.0	0.026	0.001	3.3	0.0	0.064	0.001	0.001	U	16.0	0.0	0.001	0.000	0.01
GW22-09-8484	5/20/2009	UF	0.005	0.000	0.001	U	0.001	0.000	—	0.01	0.000	107	0.00005	U	3.8	0.0	0.024	0.001	3.4	0.0	0.058	0.001	0.001	U	16.2	0.1	0.001	0.000	—
GW22-09-8485	5/20/2009	F	0.005	0.000	0.001	U	0.001	0.000	0.44	0.01	0.000	—	0.00005	U	3.8	0.0	0.024	0.001	3.4	0.0	0.055	0.003	0.001	U	16.1	0.1	0.001	0.000	0.01
GW22-09-8486	5/21/2009	UF	0.005	0.000	0.001	U	0.001	0.000	—	0.01	0.000	108	0.00005	U	3.8	0.0	0.026	0.001	3.3	0.0	0.057	0.001	0.001	0.000	15.9	0.0	0.001	0.000	—
GW22-09-8487	5/21/2009	F	0.005	0.000	0.001	U	0.001	0.000	0.26	0.01	0.000	—	0.00005	U	3.7	0.0	0.024	0.000	3.3	0.0	0.057	0.001	0.001	U	15.9	0.0	0.001	0.000	0.01
GW22-09-8488	5/21/2009	UF	0.005	0.000	0.001	U	0.001	0.000	—	0.01	0.000	106	0.00005	U	3.7	0.0	0.025	0.001	3.3	0.0	0.056	0.001	0.001	U	15.8	0.1	0.001	0.000	—
GW22-09-8489	5/21/2009	F	0.005	0.000	0.001	U	0.001	0.000	0.26	0.01	0.000	—	0.00005	U	3.7	0.0	0.026	0.001	3.3	0.0	0.059	0.002	0.001	U	15.7	0.1	0.001	0.000	0.01
GW22-09-8490	5/21/2009	UF	0.005	0.000	0.001	U	0.001	0.000	—	0.01	0.000	106	0.00005	U	3.7	0.0	0.026	0.002	3.3	0.0	0.057	0.001	0.001	0.000	15.5	0.1	0.001	0.000	—
GW22-09-8491	5/21/2009	F	0.005	0.000	0.001	U	0.001	0.000	0.26	0.02	0.000	—	0.00005	U	3.7	0.0	0.024	0.001	3.3	0.0	0.070	0.002	0.001	U	15.6	0.1	0.002	0.000	0.01
GW22-09-8492	5/21/2009	UF	0.005	0.000	0.001	U	0.001	0.000	—	0.01	0.000	106	0.00005	U	3.8	0.0	0.025	0.002	3.4	0.0	0.056	0.001	0.001	U	16.3	0.4	0.001	0.000	—
GW22-09-8493	5/21/2009	F	0.005	0.000	0.001	U	0.001	0.000	0.26	0.01	0.000	—	0.00007	0.00001	4.1	0.0	0.027	0.000	3.6	0.0	0.060	0.003	0.001	0.000	17.9	0.0	0.001	0.000	0.01
GW22-09-8494	5/26/2009	UF	0.005	0.000	0.001	U	0.002	0.000	—	0.03	0.000	107	0.00005	U	3.9	0.0	0.028	0.001	3.5	0.0	0.161	0.000	0.002	0.000	17.2	0.0	0.001	0.000	—
GW22-09-8495	5/26/2009	F	0.005	0.000	0.001	U	0.002	0.000	0.42	0.03	0.000	—	0.00005	U	3.9	0.0	0.027	0.000	3.5	0.0	0.148	0.004	0.001	0.000	17.2	0.2	0.001	0.000	0.01
GW22-09-8496	5/26/2009	UF	0.004	0.000	0.001	U	0.001	0.000	—	0.01	0.000	107	0.00005	U	3.8	0.0	0.028	0.000	3.5	0.0	0.054	0.001	0.001	0.000	16.8	0.1	0.001	0.000	—
GW22-09-8497	5/26/2009	F	0.006	0.000	0.001	U	0.001	0.000	0.43	0.01	0.000	—	0.00005	U	3.9	0.0	0.028	0.000	3.5	0.0	0.051	0.000	0.001	0.000	17.2	0.1	0.001	0.000	0.01
GW22-09-8498	5/27/2009	UF	0.006	0.000	0.001	U	0.001	0.000	—	0.01	0.000	107	0.00005	U	3.9	0.0	0.027	0.001	3.5	0.0	0.036	0.000	0.001	0.000	16.8	0.0	0.001	0.000	—
GW22-09-8499	5/27/2009	F	0.004	0.000	0.001	U	0.002	0.000	0.44	0.01	0.000	—	0.00005	U	3.9	0.0	0.027	0.000	3.5	0.0	0.036	0.001	0.001	0.000	17.2	0.1	0.001	0.000	0.01
GW22-09-8500	5/27/2009	UF	0.006	0.000	0.001	U	0.001	0.000	—	0.01	0.000	106	0.00005	U	3.8	0.0	0.028	0.001	3.5	0.0	0.034	0.001	0.001	0.000	16.7	0.1	0.001	0.000	—
GW22-09-8501	5/27/2009	F	0.004	0.000	0.001	U	0.001	0.000	0.45	0.02	0.000	—	0.00005	U	3.8	0.0	0.028	0.000	3.5	0.0	0.034	0.000	0.001	0.000	16.4	0.1	0.001	0.000	0.01
GW22-09-8502	5/26/2009	UF	0.004	0.000	0.001	U	0.001	0.000	—	0.02	0.000	107	0.00005	U	3.8	0.0	0.028	0.001	3.5	0.0	0.106	0.001	0.001	0.000	16.3	0.1	0.001	0.000	—
GW22-09-8503	5/26/2009	F	0.003	0.000	0.001	U	0.002	0.000	0.44	0.02	0.000	—	0.00005	U	3.7	0.0	0.028	0.001	3.5	0.0	0.100	0.000	0.001	0.000	15.8	0.2	0.001	0.000	0.01
GW22-09-8504	5/26/2009	UF	0.005	0.000	0.001	U	0.001	0.000	—	0.02	0.000	107	0.00005	U	3.6	0.0	0.029	0.000	3.3	0.0	0.078	0.001	0.001	0.000	15.0	0.1	0.001	0.000	—
GW22-09-8505	5/26/2009	F	0.004	0.000	0.001	U	0.001	0.000	0.44	0.02	0.000	—	0.00005	U	3.5	0.0	0.028	0.001	3.4	0.0	0.076	0.000	0.001	0.000	15.4	0.9	0.001	0.000	0.01
GW22-09-8506	5/26/2009	UF	0.004	0.000	0.001	U	0.002	0.000	—	0.09	0.000	108	0.00005	U	3.5	0.0	0.029	0.001	3.4	0.0	0.281	0.003	0.001	0.000	14.7	0.1	0.001	0.000	—
GW22-09-8507	5/26/2009	F	0.003	0.000	0.001	U	0.001	0.000	0.43	0.07	0.000	—	0.00005	U	3.6	0.0	0.028	0.000	3.5	0.0	0.241	0.002	0.001	0.000	15.1	0.1	0.002	0.000	0.01
GW22-09-8508	5/27/2009	UF	0.005	0.000	0.001	U	0.001	0.000	—	0.01	0.000	106	0.00005	U	3.6	0.0	0.029	0.000	3.4	0.0	0.035	0.000	0.001	0.000	15.0	0.0	0.001	0.000	—
GW22-09-8509	5/27/2009	F	0.005	0.000	0.001	U	0.001	0.000	0.44	0.01	0.000	—	0.00005	U	3.6	0.0	0.028	0.001	3.4	0.0	0.036	0.000	0.001	0.000	14.6	0.1	0.001	0.000	0.01
GW22-09-8510	5/27/2009	UF	0.004	0.000	0.001	U	0.001	0.000	—	0.01	0.000	106	0.00005	U	3.6	0.0	0.029	0.001	3.4	0.0	0.035	0.001	0.001	0.000	14.9	0.0	0.001	0.000	—
GW22-09-8511	5/27/2009	F	0.004	0.000	0.001	U	0.001	0.000	0.44	0.01	0.000	—	0.00005	U	3.7	0.0	0.027	0.000	3.5	0.0	0.036	0.001	0.001	0.000	15.1	0.1	0.001	0.000	0.01
GW22-09-8512	5/27/2009	UF	0.006	0.000	0.001	U	0.001	0.000	—	0.02	0.000	106	0.00005	U	3.7	0.0	0.029	0.001	3.5	0.0	0.033	0.000	0.001	0.000	15.5	0.0	0.001	0.000	—
GW22-09-8513	5/27/2009	F	0.005	0.000	0.001	U	0.001	0.000	0.44	0.02	0.000	—	0.00005	U	3.7	0.0	0.029	0.001	3.5	0.0	0.035	0.000	0.001	0.000	15.3	0.1	0.001	0.000	0.01
GW22-09-8514	5/27/2009	UF	0.006	0.000	0.001	U	0.002	0.000	—	0.01	0.000	106	0.00005	U	4.1	0.0	0.024	0.000	3.65	0.01	0.037	0.000	0.001	0.000	17.2	0.1	0.001	0.000	—

Table B-2 (continued)

Sample ID	Date Received	Field Prep	Cr rslt (ppm)	stdev (Cr)	Cs rslt (ppm)	stdev (Cs)	Cu rslt (ppm)	stdev (Cu)	F(-) ppm	Fe rslt (ppm)	stdev (Fe)	Alk-CO3+HCO3 rslt (ppm)	Hg rslt (ppm)	stdev (Hg)	K rslt (ppm)	stdev (K)	Li rslt (ppm)	stdev (Li)	Mg rslt (ppm)	stdev (Mg)	Mn rslt (ppm)	stdev (Mn)	Mo rslt (ppm)	stdev (Mo)	Na rslt (ppm)	stdev (Na)	Ni rslt (ppm)	stdev (Ni)	NO2 (ppm)
GW22-09-8515	5/27/2009	F	0.004	0.000	0.001	U	0.001	0.000	0.45	0.01		—	0.00005	U	4.2	0.0	0.025	0.000	3.66	0.02	0.037	0.000	0.001	0.000	17.2	0.1	0.001	—	0.01
GW22-09-8516	5/26/2009	UF	0.004	0.000	0.001	U	0.001	0.000	—	0.01		106	0.00005	U	4.1	0.0	0.026	0.001	3.63	0.02	0.040	0.001	0.001	0.000	17.0	0.1	0.001	0.000	—
GW22-09-8517	5/26/2009	F	0.004	0.000	0.001	U	0.004	0.000	0.44	0.01		—	0.00005	U	4.2	0.0	0.026	0.001	3.71	0.01	0.042	0.000	0.001	0.000	17.4	0.1	0.001	0.000	0.01
GW22-09-8518	5/27/2009	UF	0.006	0.000	0.001	U	0.001	—	—	0.01	0.00	106	0.00005	U	4.2	0.0	0.026	0.000	3.69	0.02	0.035	0.000	0.001	0.000	17.4	0.1	0.001	0.000	—
GW22-09-8519	5/27/2009	F	0.005	0.000	0.001	U	0.001	—	0.45	0.01		—	0.00005	U	4.1	0.0	0.025	0.000	3.63	0.01	0.036	0.001	0.001	0.000	17.1	0.0	0.001	—	0.01
GW22-09-8520	5/27/2009	UF	0.006	0.000	0.001	U	0.001	—	—	0.04	0.05	105	0.00005	U	4.1	0.0	0.026	0.001	3.60	0.02	0.035	0.000	0.001	0.000	16.9	0.1	0.001	—	—
GW22-09-8521	5/27/2009	F	0.005	0.000	0.001	U	0.001	—	0.45	0.01		—	0.00005	U	4.1	0.0	0.026	0.001	3.61	0.01	0.038	0.000	0.001	0.000	16.9	0.1	0.001	—	0.01
GW22-09-8522	5/27/2009	UF	0.001	0.000	0.001	U	0.001	—	—	0.01		0 (U)	0.00005	U	0.01	—	0.001	—	0.01	—	0.001	—	0.001	U	0.01		0.001	—	—
GW22-09-8524	5/26/2009	UF	0.005	0.000	0.001	U	0.002	0.000	—	0.01	0.00	106	0.00005	U	4.21	0.03	0.027	0.002	3.74	0.00	0.047	0.001	0.001	0.000	17.5	0.1	0.001	—	—
GW22-09-8525	5/26/2009	F	0.005	0.000	0.001	U	0.002	0.000	0.44	0.01		—	0.00005	U	4.14	0.03	0.027	0.000	3.71	0.01	0.048	0.001	0.001	0.000	17.2	0.1	0.001	0.000	0.01
GW22-09-8526	5/27/2009	UF	0.006	0.000	0.001	U	0.001	—	—	0.01	0.00	106	0.00005	U	4.11	0.02	0.027	0.000	3.67	0.02	0.039	0.000	0.001	0.000	17.0	0.1	0.001	—	—
GW22-09-8527	5/27/2009	F	0.005	0.000	0.001	U	0.001	0.000	0.44	0.04	0.00	—	0.00005	U	4.10	0.02	0.026	0.000	3.67	0.01	0.040	0.001	0.001	0.000	17.0	0.0	0.001	0.000	0.01
GW22-09-8536	5/20/2009	F	0.005	0.000	0.001	U	0.001	—	0.43	0.01		—	0.00005	U	4.01	0.03	0.025	0.000	3.57	0.01	0.072	0.003	0.001	0.000	17.8	0.2	0.002	0.000	0.01
GW22-09-8538	5/20/2009	UF	0.006	0.000	0.001	U	0.004	0.000	—	0.01	0.00	106	0.00005	U	4.08	0.01	0.026	0.000	3.64	0.00	0.076	0.004	0.001	0.000	18.4	0.9	0.001	—	—
GW22-09-8539	5/20/2009	UF	0.005	0.000	0.001	U	0.001	0.000	—	0.01	0.00	106	0.00005	U	4.15	0.04	0.025	0.001	3.66	0.02	0.062	0.001	0.001	0.000	17.9	0.1	0.001	0.000	—
GW22-09-8540	5/20/2009	F	0.006	0.000	0.001	U	0.001	—	0.44	0.01	0.00	—	0.00005	U	3.98	0.01	0.026	0.001	3.58	0.01	0.065	0.000	0.001	0.000	17.5	0.1	0.001	—	0.01
GW22-09-8543	5/27/2009	UF	0.005	0.000	0.001	U	0.002	0.000	—	0.01		106	0.00005	U	4.07	0.02	0.027	0.000	3.65	0.01	0.038	0.001	0.001	0.000	16.8	0.0	0.001	0.000	—
GW22-09-8544	5/27/2009	F	0.005	0.000	0.001	U	0.001	0.000	0.44	0.01	0.00	—	0.00005	U	4.03	0.02	0.027	0.000	3.64	0.02	0.039	0.001	0.001	0.000	16.6	0.1	0.001	—	0.01
GW22-09-8545	5/21/2009	UF	0.005	0.000	0.001	U	0.002	0.000	—	0.01	0.00	106	0.00005	U	4.01	0.01	0.026	0.001	3.63	0.01	0.062	0.001	0.001	0.000	17.7	0.1	0.001	—	—
GW22-09-8546	5/21/2009	F	0.006	0.000	0.001	U	0.001	—	0.26	0.01		—	0.00005	U	4.00	0.04	0.027	0.001	3.59	0.04	0.063	0.003	0.001	0.000	17.4	0.3	0.001	—	0.01
GW22-09-8553	5/20/2009	UF	0.001	0.000	0.001	U	0.001	—	0.01 (U)	0.01		0 (U)	0.00005	U	0.01	—	0.001	—	0.01	—	0.001	—	0.001	U	0.01		0.001	—	0.01
GW22-09-8554	5/12/2009	UF	0.001	0.000	0.001	U	0.002	0.000	0.0 (U)	0.04	0.00	10	0.00005	U	0.10	0.00	0.001	—	0.04	0.02	0.003	0.000	0.001	U	0.15	0.00	0.001	—	0.01
GW22-09-8555	5/12/2009	UF	0.001	0.000	0.001	U	0.008	0.001	0.01 (U)	0.17	0.00	0 (U)	0.00005	U	0.28	0.00	0.001	—	0.18	0.00	0.018	0.000	0.001	U	0.30	0.00	0.001	—	0.01
GW22-09-8567	5/21/2009	UF	0.005	0.000	0.001	U	0.001	—	—	0.01	0.00	106	0.00005	U	3.81	0.01	0.019	0.001	3.37	0.02	0.062	0.002	0.001	0.000	16.7	0.0	0.001	0.000	—
GW22-09-8568	5/21/2009	F	0.005	0.000	0.001	U	0.001	0.000	0.26	0.01		—	0.00005	U	3.69	0.02	0.018	0.000	3.29	0.01	0.060	0.002	0.001	0.000	16.2	0.1	0.001	—	0.01
GW22-09-9252	5/19/2009	UF	0.017	0.000	0.001	U	0.023	0.001	—	7.75	0.03	107	0.00005	U	3.10	0.01	0.025	0.001	12.3	0.1	0.861	0.002	0.000	0.000	12.4	0.1	0.041	0.001	—
GW22-09-9253	5/19/2009	F	0.002	0.000	0.001	U	0.003	0.000	0.30	0.01		—	0.00005	U	2.52	0.01	0.018	0.000	4.70	0.00	0.023	0.000	0.002	0.000	14.3	0.0	0.002	0.000	0.43
GW22-09-9254	5/19/2009	F	0.004	0.000	0.001	U	0.002	0.000	0.37	0.01	0.00	—	0.00005	U	3.54	0.01	0.019	0.000	3.46	0.03	0.108	0.000	0.001	0.000	16.5	0.2	0.001	—	0.01
GW22-09-9255	5/19/2009	UF	0.005	0.000	0.001	U	0.002	0.000	—	0.02	0.00	111	0.00005	U	3.63	0.04	0.019	0.000	3.53	0.02	0.110	0.000	0.001	0.000	16.8	0.0	0.001	0.000	—
GW22-09-9256	5/19/2009	F	0.004	0.000	0.001	U	0.004	0.000	0.41	0.01		—	0.00005	U	3.76	0.02	0.019	0.000	3.54	0.00	0.096	0.000	0.001	0.000	17.1	0.1	0.001	0.000	0.01
GW22-09-9257	5/19/2009	UF	0.005	0.000	0.001	U	0.002	0.000	—	0.01	0.00	108	0.00005	U	3.71	0.01	0.019	0.001	3.49	0.01	0.100	0.001	0.001	0.000	16.8	0.1	0.001	0.000	—
GW22-09-9258	5/19/2009	F	0.004	0.000	0.001	U	0.001	0.000	0.51	0.01	0.00	—	0.00005	U	3.65	0.02	0.019	0.001	3.38	0.02	0.095	0.002	0.001	0.000	16.4	0.1	0.001	0.000	0.01
GW22-09-9259	5/19/2009	UF	0.004	0.000	0.001	U	0.001	0.000	—	0.01	0.00	108	0.00005	U	3.74	0.02	0.019	0.000	3.40	0.02	0.093	0.001	0.001	0.000	16.7	0.1	0.001	—	—
GW22-09-9260	5/19/2009	F	0.005	0.000	0.001	U	0.001	—	0.51	0.01		—	0.00005	U	3.75	0.01	0.017	0.001	3.40	0.02	0.085	0.002	0.001	0.000	16.6	0.1	0.001	—	0.01
GW22-09-9261	5/19/2009	UF	0.005	0.000	0.001	U	0.002	0.000	—	0.01	0.00	109	0.00005	U	3.85	0.01	0.018	0.000	3.47	0.01	0.088	0.001	0.001	0.000	16.9	0.3	0.001	—	—
GW22-09-9262	5/20/2009	F	0.006	0.000	0.001	U	0.002	0.000	0.42	0.01		—	0.00005	U	3.80	0.03	0.018	0.000	3.40	0.03	0.078	0.001	0.001	0.000	16.4	0.2	0.001	—	0.01
GW22-09-9263	5/20/2009	UF	0.005	0.000	0.001	U	0.001	0.000	—	0.02	0.00	106	0.00005	U	3.86	0.01	0.019	0.001	3.45	0.01	0.082	0.002	0.001	0.000	16.7	0.1	0.001	—	—
GW22-09-9264	5/20/2009	F	0.004	0.000	0.001	U	0.001	0.000	0.44	0.01		—	0.00005	U	3.82	0.02	0.019	0.001	3.42	0.02	0.080	0.002	0.001	0.000	16.6	0.0	0.001	0.000	0.01
GW22-09-9265	5/20/2009	UF	0.005	0.000	0.001	U	0.001	—	—	0.02	0.00	106	0.00005	U	3.95	0.01	0.019	0.000	3.53	0.01	0.079	0.001	0.001	0.000	17.2	0.1	0.001	0.000	—

Table B-2 (continued)

Sample ID	Date Received	Field Prep	NO2-N rslt	NO3 ppm	NO3-N rslt	C2O4 rslt (ppm)	Pb rslt (ppm)	stdev (Pb)	pH	PO4(-3) rslt (ppm)	Rb rslt (ppm)	stdev (Rb)	S2- rslt (ppm)	Sb rslt (ppm)	stdev (Sb)	Se rslt (ppm)	stdev (Se)	Si rslt (ppm)	stdev (Si)	SiO2 rslt (ppm)	stdev (SiO2)	Sn rslt (ppm)	stdev (Sn)	SO4(-2) rslt (ppm)	Sr rslt (ppm)
GW22-09-8465	5/18/2009	UF	0.003 (U)	0.01	0.002 (U)	0.01 (U)	0.0002	U	4.71	0.01 (U)	0.001	U	0.01 (U)	0	0.000	0	—	0.06	0.00	0.1	0.0	0	—	0.04	0.001
GW22-09-8474	5/20/2009	UF	—	—	—	—	0.0002	U	7.54	—	0.006	0.000	0.01 (U)	0	0.000	0	—	38.4	0.4	82.1	0.9	0	—	—	0.085
GW22-09-8475	5/20/2009	F	0.003 (U)	1.21	0.273	0.01 (U)	0.0002	U	—	0.04	0.006	0.000	—	0	0.000	0	—	37.4	0.2	80.1	0.4	0	—	5.1	0.084
GW22-09-8476	5/20/2009	UF	—	—	—	—	0.0002	U	7.63	—	0.006	0.000	0.01 (U)	0	0.000	0	—	37.9	0.3	81.1	0.6	0	—	—	0.085
GW22-09-8477	5/20/2009	F	0.003 (U)	1.22	0.275	0.01 (U)	0.0002	U	—	0.04	0.006	0.000	—	0	0.000	0	—	38.2	0.1	81.7	0.2	0	—	5.1	0.086
GW22-09-8478	5/20/2009	UF	—	—	—	—	0.0002	U	7.59	—	0.006	0.000	0.01 (U)	0	0.000	0	—	37.6	0.2	80.6	0.4	0	—	—	0.084
GW22-09-8479	5/20/2009	F	0.003 (U)	1.22	0.275	0.01 (U)	0.0002	U	—	0.05	0.006	0.000	—	0	0.000	0	—	37.73	0.24	80.7	0.5	0	—	5.1	0.084
GW22-09-8480	5/20/2009	UF	—	—	—	—	0.0002	U	7.69	—	0.006	0.000	0.01 (U)	0	0.000	0	—	37.2	0.1	79.6	0.3	0	—	—	0.083
GW22-09-8481	5/20/2009	F	0.003 (U)	1.22	0.275	0.01 (U)	0.0002	U	—	0.05	0.006	0.000	—	0	0.000	0	—	38.0	0.5	81.3	1.0	0	—	5.1	0.085
GW22-09-8482	5/20/2009	UF	—	—	—	—	0.0002	U	7.72	—	0.006	0.000	0.01 (U)	0	0.000	0	—	37.3	0.3	79.9	0.7	0	—	—	0.084
GW22-09-8483	5/20/2009	F	0.003 (U)	1.23	0.278	0.01 (U)	0.0002	U	—	0.05	0.007	0.000	—	0.001	0.000	0	—	36.8	0.1	78.7	0.3	0	—	5.1	0.082
GW22-09-8484	5/20/2009	UF	—	—	—	—	0.0002	U	7.75	—	0.007	0.000	0.01 (U)	0.001	0.000	0	—	37.2	0.3	79.6	0.6	0	—	—	0.083
GW22-09-8485	5/20/2009	F	0.003 (U)	1.22	0.275	0.01 (U)	0.0002	0.0000	—	0.05	0.007	0.000	—	0.001	0.000	0	—	37.4	0.2	80.1	0.4	0	—	5.1	0.083
GW22-09-8486	5/21/2009	UF	—	—	—	—	0.0002	U	8.03	—	0.007	0.000	0.01 (U)	0.001	0.000	0	—	36.8	0.3	78.7	0.7	0	—	—	0.082
GW22-09-8487	5/21/2009	F	0.003 (U)	1.18	0.266	0.01 (U)	0.0002	U	—	0.04	0.007	0.000	—	0.001	0.000	0	—	36.8	0.2	78.7	0.4	0	—	5.0	0.082
GW22-09-8488	5/21/2009	UF	—	—	—	—	0.0002	U	7.56	—	0.007	0.001	0.01 (U)	0.001	0.000	0	—	36.7	0.2	78.6	0.5	0	—	—	0.082
GW22-09-8489	5/21/2009	F	0.003 (U)	1.19	0.269	0.01 (U)	0.0002	U	—	0.04	0.007	0.000	—	0.001	0.000	0	—	36.6	0.0	78.2	0.0	0	—	5.0	0.082
GW22-09-8490	5/21/2009	UF	—	—	—	—	0.0002	U	7.62	—	0.007	0.000	0.01 (U)	0.001	0.000	0	—	38.0	1.8	81.3	3.8	0	—	—	0.082
GW22-09-8491	5/21/2009	F	0.003 (U)	1.18	0.266	0.01 (U)	0.0002	U	—	0.04	0.007	0.000	—	0.001	0.000	0	—	36.6	0.2	78.4	0.5	0	—	4.9	0.081
GW22-09-8492	5/21/2009	UF	—	—	—	—	0.0002	0.0000	7.66	—	0.007	0.000	0.01 (U)	0.001	0.000	0	—	37.1	0.1	79.5	0.2	0	—	—	0.084
GW22-09-8493	5/21/2009	F	0.003 (U)	1.18	0.266	0.01 (U)	0.0002	U	—	0.04	0.008	0.000	—	0	0.000	0	—	40.4	0.2	86.5	0.4	0	—	4.9	0.094
GW22-09-8494	5/26/2009	UF	—	—	—	—	0.0002	U	7.40	—	0.006	0.000	0.01 (U)	0	0.000	0	—	37.3	0.3	79.9	0.7	0	—	—	0.100
GW22-09-8495	5/26/2009	F	0.003 (U)	1.45	0.327	0.01 (U)	0.0002	U	—	0.04	0.006	0.000	—	0	0.000	0	—	37.7	0.2	80.6	0.4	0	—	5.1	0.094
GW22-09-8496	5/26/2009	UF	—	—	—	—	0.0002	U	7.47	—	0.006	0.000	0.01 (U)	0	0.000	0	—	37.4	0.1	80.1	0.2	0	—	—	0.094
GW22-09-8497	5/26/2009	F	0.003 (U)	1.29	0.291	0.01 (U)	0.0002	U	—	0.04	0.006	0.000	—	0	0.000	0	—	37.9	0.4	81.1	0.8	0	—	5.0	0.094
GW22-09-8498	5/27/2009	UF	—	—	—	—	0.0002	U	7.48	—	0.005	0.000	0.01 (U)	0	0.000	0	—	38.7	0.2	82.8	0.5	0	—	—	0.091
GW22-09-8499	5/27/2009	F	0.003 (U)	1.25	0.282	0.01 (U)	0.0002	U	—	0.04	0.006	0.000	—	0	0.000	0	—	38.6	0.4	82.7	0.8	0	—	5.0	0.092
GW22-09-8500	5/27/2009	UF	—	—	—	—	0.0002	U	7.51	—	0.006	0.000	0.01 (U)	0	0.000	0	—	38.6	0.2	82.6	0.4	0	—	—	0.092
GW22-09-8501	5/27/2009	F	0.003 (U)	1.24	0.280	0.01 (U)	0.0002	U	—	0.04	0.006	0.000	—	0	0.000	0	—	38.6	0.5	82.6	1.0	0	—	5.0	0.092
GW22-09-8502	5/26/2009	UF	—	—	—	—	0.0002	U	7.47	—	0.006	0.000	0.01 (U)	0	0.000	0	—	37.0	0.1	79.2	0.2	0	—	—	0.093
GW22-09-8503	5/26/2009	F	0.003 (U)	1.37	0.309	0.01 (U)	0.0002	U	—	0.04	0.005	0.000	—	0	0.000	0	—	37.0	0.2	79.1	0.4	0	—	5.0	0.092
GW22-09-8504	5/26/2009	UF	—	—	—	—	0.0002	U	7.51	—	0.005	0.000	0.01 (U)	0	0.000	0	—	36.4	0.2	77.9	0.3	0	—	—	0.093
GW22-09-8505	5/26/2009	F	0.003 (U)	1.33	0.300	0.01 (U)	0.0002	U	—	0.04	0.006	0.000	—	0	0.000	0	—	37.1	0.1	79.4	0.3	0	—	5.0	0.094
GW22-09-8506	5/26/2009	UF	—	—	—	—	0.0002	U	7.43	—	0.006	0.000	0.01 (U)	0	0.000	0	—	36.6	0.3	78.4	0.6	0	—	—	0.092
GW22-09-8507	5/26/2009	F	0.003 (U)	1.62	0.366	0.01 (U)	0.0002	U	—	0.05	0.005	0.000	—	0	0.000	0	—	37.7	0.2	80.8	0.4	0	—	5.1	0.090
GW22-09-8508	5/27/2009	UF	—	—	—	—	0.0002	U	7.53	—	0.005	0.000	0.01 (U)	0	0.000	0	—	38.2	0.4	81.7	0.9	0	—	—	0.092
GW22-09-8509	5/27/2009	F	0.003 (U)	1.25	0.282	0.01 (U)	0.0002	U	—	0.04	0.005	0.000	—	0	0.000	0	—	38.0	0.1	81.3	0.3	0	—	5.0	0.091
GW22-09-8510	5/27/2009	UF	—	—	—	—	0.0002	U	7.57	—	0.005	0.000	0.01 (U)	0	0.000	0	—	38.3	0.2	82.0	0.5	0	—	—	0.091
GW22-09-8511	5/27/2009	F	0.003 (U)	1.25	0.282	0.01 (U)	0.0002	U	—	0.04	0.005	0.000	—	0	0.000	0	—	39.0	0.2	83.5	0.4	0	—	5.0	0.092
GW22-09-8512	5/27/2009	UF	—	—	—	—	0.0002	U	7.64	—	0.005	0.000	0.01 (U)	0	0.000	0	—	39.4	0.1	84.3	0.3	0	—	—	0.091
GW22-09-8513	5/27/2009	F	0.003 (U)	1.24	0.280	0.01 (U)	0.0002	U	—	0.04	0.006	0.000	—	0	0.000	0	—	39.1	0.4	83.6	0.8	0	—	5.0	0.095
GW22-09-8514	5/27/2009	UF	—	—	—	—	0.0002	U	7.63	—	0.006	0.000	0.01 (U)	0	0.000	0	—	40.5	0.3	86.7	0.6	0	—	—	0.094

Table B-2 (continued)

Sample ID	Date Received	Field Prep	NO2-N rslt	NO3 ppm	NO3-N rslt	C2O4 rslt (ppm)	Pb rslt (ppm)	stdev (Pb)	pH	PO4(-3) rslt (ppm)	Rb rslt (ppm)	stdev (Rb)	S2- rslt (ppm)	Sb rslt (ppm)	stdev (Sb)	Se rslt (ppm)	stdev (Se)	Si rslt (ppm)	stdev (Si)	SiO2 rslt (ppm)	stdev (SiO2)	Sn rslt (ppm)	stdev (Sn)	SO4(-2) rslt (ppm)	Sr rslt (ppm)
GW22-09-8515	5/27/2009	F	0.003 (U)	1.25	0.282	0.01 (U)	0.0002	U	—	0.04	0.006	0.000	—	0	—	0	0.000	41.1	0.2	87.9	0.5	0	—	5.1	0.093
GW22-09-8516	5/26/2009	UF	—	—	—	—	0.0002	U	7.53	—	0.006	0.000	0.01 (U)	0	—	0	0.000	39.7	0.1	85.0	0.3	0	—	—	0.091
GW22-09-8517	5/26/2009	F	0.003 (U)	1.28	0.289	0.01 (U)	0.0002	U	—	0.04	0.006	0.000	—	0	—	0	0.000	40.4	0.3	86.5	0.7	0	—	5.1	0.093
GW22-09-8518	5/27/2009	UF	—	—	—	—	0.0002	U	7.60	—	0.006	0.000	0.01 (U)	0	—	0	0.000	40.5	0.2	86.6	0.5	0	—	—	0.091
GW22-09-8519	5/27/2009	F	0.003 (U)	1.25	0.282	0.01 (U)	0.0002	U	—	0.05	0.006	0.000	—	0	—	0	0.000	40.6	0.1	86.8	0.2	0	—	5.1	0.090
GW22-09-8520	5/27/2009	UF	—	—	—	—	0.0002	U	7.60	—	0.006	0.000	0.01 (U)	0	—	0	0.000	40.6	0.5	86.9	1.1	0	—	—	0.092
GW22-09-8521	5/27/2009	F	0.003 (U)	1.24	0.280	0.01 (U)	0.0002	U	—	0.04	0.006	0.000	—	0	—	0	0.000	40.4	0.3	86.5	0.6	0	—	5.0	0.092
GW22-09-8522	5/27/2009	UF	—	—	—	—	0.0002	U	4.81	—	0.001	U	0.01 (U)	0	—	0	0.000	0.01	—	0.02	—	0	—	—	0.001
GW22-09-8524	5/26/2009	UF	—	—	—	—	0.0002	U	7.60	—	0.006	0.000	0.01 (U)	0	—	0	0.000	40.7	0.3	87.0	0.7	0	—	—	0.093
GW22-09-8525	5/26/2009	F	0.003 (U)	1.30	0.294	0.01 (U)	0.0002	U	—	0.04	0.006	0.000	—	0	—	0	0.000	40.7	0.4	87.1	0.9	0	—	5.0	0.092
GW22-09-8526	5/27/2009	UF	—	—	—	—	0.0002	U	7.66	—	0.006	0.000	0.01 (U)	0	—	0	0.000	40.5	0.3	86.7	0.6	0	—	—	0.091
GW22-09-8527	5/27/2009	F	0.003 (U)	1.24	0.280	0.01 (U)	0.0002	U	—	0.05	0.006	0.000	—	0	—	0	0.000	40.4	0.5	86.4	1.0	0	—	5.0	0.092
GW22-09-8536	5/20/2009	F	0.003 (U)	1.20	0.271	0.01 (U)	0.0002	U	—	0.05	0.007	0.000	—	0	—	0	0.000	39.9	0.1	85.4	0.2	0	—	5.1	0.085
GW22-09-8538	5/20/2009	UF	—	—	—	—	0.0002	U	7.56	—	0.008	0.000	0.01 (U)	0	—	0	0.000	41.4	0.9	88.6	1.9	0	—	—	0.091
GW22-09-8539	5/20/2009	UF	—	—	—	—	0.0002	U	7.58	—	0.007	0.000	0.01 (U)	0	—	0	0.000	41.1	0.2	87.9	0.4	0	—	—	0.088
GW22-09-8540	5/20/2009	F	0.003 (U)	1.23	0.278	0.01 (U)	0.0002	U	—	0.04	0.008	0.000	—	0	—	0	0.000	41.1	2.1	88.0	4.6	0	—	5.1	0.091
GW22-09-8543	5/27/2009	UF	—	—	—	—	0.0002	U	7.67	—	0.006	0.000	0.01 (U)	0	—	0	0.000	40.8	0.6	87.3	1.2	0	—	—	0.090
GW22-09-8544	5/27/2009	F	0.003 (U)	1.24	0.280	0.01 (U)	0.0002	U	—	0.05	0.006	0.000	—	0	—	0	0.000	40.4	0.1	86.5	0.2	0	—	5.0	0.092
GW22-09-8545	5/21/2009	UF	—	—	—	—	0.0005	0.0000	7.70	—	0.007	0.000	0.01 (U)	0	—	0	0.000	40.2	0.3	86.1	0.6	0	—	—	0.089
GW22-09-8546	5/21/2009	F	0.003 (U)	1.19	0.269	0.01 (U)	0.0002	U	—	0.04	0.007	0.000	—	0	—	0	0.000	40.1	0.1	85.8	0.3	0	—	4.9	0.089
GW22-09-8553	5/20/2009	UF	0.003 (U)	0.01	0.002 (U)	0.01 (U)	0.0002	U	4.65	0.01 (U)	0.001	U	0.01 (U)	0	—	0	0.000	0.01	—	0.02	—	0	—	1.4	0.001
GW22-09-8554	5/12/2009	UF	0.003 (U)	0.02	0.005	0.01 (U)	0.0002	U	4.97	0.01 (U)	0.001	U	0.01 (U)	0	—	0	0.000	0.07	0.01	0.2	0.0	0	—	0.1	0.001
GW22-09-8555	5/12/2009	UF	0.003 (U)	0.01	0.002 (U)	0.01 (U)	0.0002	U	5.36	0.02	0.001	U	0.01 (U)	0	—	0	0.000	0.56	0.00	1.2	0.0	0	—	0.7	0.005
GW22-09-8567	5/21/2009	UF	—	—	—	—	0.0002	U	7.79	—	0.008	0.000	0.01 (U)	0	—	0	0.000	38.2	0.4	81.9	0.8	0	—	—	0.120
GW22-09-8568	5/21/2009	F	0.003 (U)	1.19	0.269	0.01 (U)	0.0002	U	—	0.04	0.007	0.000	—	0	—	0	0.000	37.4	0.4	80.0	0.9	0	—	5.0	0.115
GW22-09-9252	5/19/2009	UF	—	—	—	—	0.0196	0.0003	7.68	—	0.014	0.000	0.01 (U)	0	—	0.001	0.000	51.7	0.2	111	0	0	—	—	0.277
GW22-09-9253	5/19/2009	F	0.131	2.75	0.621	0.01 (U)	0.0002	U	—	0.04	0.006	0.000	—	0	—	0	0.000	31.3	0.0	67.0	0.0	0	—	4.1	0.130
GW22-09-9254	5/19/2009	F	0.003 (U)	1.38	0.312	0.01 (U)	0.0002	U	—	0.02	0.007	0.000	—	0	—	0	0.000	36.3	0.2	77.7	0.3	0	—	5.0	0.123
GW22-09-9255	5/19/2009	UF	—	—	—	—	0.0002	U	7.59	—	0.007	0.000	0.01 (U)	0	—	0	0.000	37.1	0.1	79.3	0.3	0	—	—	0.123
GW22-09-9256	5/19/2009	F	0.003 (U)	1.50	0.339	0.01 (U)	0.0002	U	—	0.07	0.007	0.000	—	0	—	0	0.000	38.6	0.4	82.6	1.0	0	—	5.8	0.121
GW22-09-9257	5/19/2009	UF	—	—	—	—	0.0002	U	7.59	—	0.007	0.000	0.01 (U)	0	—	0	0.000	38.3	0.3	82.0	0.7	0	—	—	0.122
GW22-09-9258	5/19/2009	F	0.003 (U)	1.46	0.330	0.01 (U)	0.0002	U	—	0.06	0.007	0.000	—	0	—	0	0.000	37.2	0.5	79.7	1.0	0	—	5.8	0.122
GW22-09-9259	5/19/2009	UF	—	—	—	—	0.0002	U	7.56	—	0.007	0.000	0.01 (U)	0	—	0	0.000	37.5	0.3	80.2	0.7	0	—	—	0.119
GW22-09-9260	5/19/2009	F	0.003 (U)	1.45	0.327	0.01 (U)	0.0002	U	—	0.06	0.008	0.000	—	0	—	0	0.000	37.9	0.3	81.1	0.7	0	—	5.8	0.118
GW22-09-9261	5/19/2009	UF	—	—	—	—	0.0002	U	7.81	—	0.007	0.000	0.01 (U)	0	—	0	0.000	38.6	0.2	82.5	0.4	0	—	—	0.117
GW22-09-9262	5/20/2009	F	0.003 (U)	1.22	0.275	0.01 (U)	0.0003	0.0000	—	0.05	0.007	0.000	—	0	—	0	0.000	37.7	0.1	80.8	0.2	0	—	5.1	0.115
GW22-09-9263	5/20/2009	UF	—	—	—	—	0.0002	U	7.52	—	0.008	0.000	0.01 (U)	0	—	0	0.000	38.2	0.1	81.7	0.2	0	—	—	0.118
GW22-09-9264	5/20/2009	F	0.003 (U)	1.22	0.275	0.01 (U)	0.0002	U	—	0.04	0.008	0.000	—	0	—	0	0.000	38.0	0.4	81.3	0.8	0	—	5.1	0.120
GW22-09-9265	5/20/2009	UF	—	—	—	—	0.0002	U	7.63	—	0.007	0.000	0.01 (U)	0	—	0	0.000	39.1	0.3	83.7	0.5	0	—	—	0.118

Table B-2 (continued)

Sample ID	Date Received	Field Prep	stdev (Sr)	Th rslt (ppm)	stdev (Th)	Ti rslt (ppm)	stdev (Ti)	Tl rslt (ppm)	stdev (Tl)	U rslt (ppm)	stdev (U)	V rslt (ppm)	stdev (V)	Zn rslt (ppm)	stdev (Zn)	TDS (ppm)	Cations	Anions	Balance
GW22-09-8465	5/18/2009	UF	—	0	—	0	U	0.001	U	0.0002	0.0000	0.001	—	0.001	0.000	2	0.02	0.03	-0.18
GW22-09-8474	5/20/2009	UF	0.000	0	—	0	U	0.001	U	0.0003	0.0000	0.031	0.000	0.005	0.000	227	1.81	1.77	0.01
GW22-09-8475	5/20/2009	F	0.000	0	—	0	U	0.001	U	0.0003	0.0000	0.030	0.002	0.004	0.000	129	1.78	—	—
GW22-09-8476	5/20/2009	UF	0.001	0	—	0	U	0.001	U	0.0003	0.0000	0.031	0.001	0.005	0.000	226	1.80	1.76	0.01
GW22-09-8477	5/20/2009	F	0.000	0	—	0	U	0.001	U	0.0003	0.0000	0.032	0.000	0.004	0.000	131	1.81	—	—
GW22-09-8478	5/20/2009	UF	0.000	0	—	0	U	0.001	U	0.0003	0.0000	0.032	0.003	0.005	0.000	225	1.77	1.77	0.00
GW22-09-8479	5/20/2009	F	0.001	0	—	0	U	0.001	U	0.0003	0.0000	0.029	0.001	0.003	0.000	130	1.80	—	—
GW22-09-8480	5/20/2009	UF	0.001	0	—	0	U	0.001	U	0.0003	0.0000	0.032	0.002	0.005	0.000	225	1.78	1.78	0.00
GW22-09-8481	5/20/2009	F	0.001	0	—	0	U	0.001	U	0.0003	0.0000	0.031	0.002	0.004	0.000	131	1.81	—	—
GW22-09-8482	5/20/2009	UF	0.000	0	—	0	U	0.001	U	0.0003	0.0000	0.031	0.000	0.004	0.000	225	1.79	1.77	0.01
GW22-09-8483	5/20/2009	F	0.000	0	—	0	U	0.001	U	0.0003	0.0000	0.033	0.000	0.004	0.000	128	1.77	—	—
GW22-09-8484	5/20/2009	UF	0.000	0	—	0	U	0.001	U	0.0003	0.0000	0.032	0.001	0.004	0.000	225	1.79	1.77	0.00
GW22-09-8485	5/20/2009	F	0.000	0	—	0	U	0.001	U	0.0003	0.0000	0.032	0.000	0.003	0.000	129	1.78	—	—
GW22-09-8486	5/21/2009	UF	0.001	0	—	0	U	0.001	U	0.0003	0.0000	0.034	0.001	0.004	0.000	225	1.77	1.80	-0.01
GW22-09-8487	5/21/2009	F	0.000	0	—	0	U	0.001	U	0.0003	0.0000	0.031	0.001	0.004	0.000	127	1.77	—	—
GW22-09-8488	5/21/2009	UF	0.001	0	—	0	U	0.001	U	0.0003	0.0000	0.033	0.001	0.005	0.000	223	1.77	1.77	0.00
GW22-09-8489	5/21/2009	F	0.001	0	—	0	U	0.001	U	0.0003	0.0000	0.034	0.000	0.004	0.000	126	1.76	—	—
GW22-09-8490	5/21/2009	UF	0.001	0	—	0	U	0.001	U	0.0003	0.0000	0.034	0.001	0.004	0.000	225	1.76	1.77	0.00
GW22-09-8491	5/21/2009	F	0.001	0	—	0	U	0.001	U	0.0003	0.0000	0.035	0.001	0.005	0.000	126	1.76	—	—
GW22-09-8492	5/21/2009	UF	0.000	0	—	0	U	0.001	U	0.0003	0.0000	0.034	0.001	0.003	0.000	224	1.79	1.77	0.01
GW22-09-8493	5/21/2009	F	0.002	0	—	0	U	0.001	U	0.0004	0.0000	0.031	0.000	0.004	0.000	137	1.87	—	—
GW22-09-8494	5/26/2009	UF	0.002	0	—	0	U	0.001	U	0.0005	0.0000	0.031	0.000	0.013	0.000	227	1.87	1.78	0.02
GW22-09-8495	5/26/2009	F	0.001	0	—	0	U	0.001	U	0.0005	0.0000	0.029	0.001	0.009	0.000	131	1.85	—	—
GW22-09-8496	5/26/2009	UF	0.002	0	—	0	U	0.001	U	0.0004	0.0000	0.030	0.000	0.008	0.000	226	1.82	1.78	0.01
GW22-09-8497	5/26/2009	F	0.000	0	—	0	U	0.001	U	0.0005	0.0000	0.030	0.000	0.009	0.000	131	1.83	—	—
GW22-09-8498	5/27/2009	UF	0.000	0	—	0	U	0.001	U	0.0004	0.0000	0.030	0.000	0.005	0.000	229	1.82	1.78	0.01
GW22-09-8499	5/27/2009	F	0.002	0	—	0	U	0.001	U	0.0004	0.0000	0.029	0.000	0.004	0.000	133	1.83	—	—
GW22-09-8500	5/27/2009	UF	0.000	0	—	0	U	0.001	U	0.0004	0.0000	0.030	0.001	0.006	0.000	227	1.81	1.77	0.01
GW22-09-8501	5/27/2009	F	0.000	0	—	0	U	0.001	U	0.0004	0.0000	0.029	0.000	0.012	0.000	132	1.84	—	—
GW22-09-8502	5/26/2009	UF	0.001	0	—	0	U	0.001	U	0.0005	0.0000	0.029	0.000	0.009	0.000	226	1.83	1.78	0.01
GW22-09-8503	5/26/2009	F	0.000	0	—	0	U	0.001	U	0.0005	0.0000	0.028	0.000	0.010	0.000	130	1.88	—	—
GW22-09-8504	5/26/2009	UF	0.001	0	—	0	U	0.001	U	0.0005	0.0000	0.029	0.000	0.010	0.000	224	1.82	1.78	0.01
GW22-09-8505	5/26/2009	F	0.002	0	—	0	U	0.001	U	0.0005	0.0000	0.029	0.000	0.010	0.000	129	1.83	—	—
GW22-09-8506	5/26/2009	UF	0.000	0	—	0	U	0.001	U	0.0006	0.0000	0.029	0.001	0.014	0.000	227	1.89	1.80	0.02
GW22-09-8507	5/26/2009	F	0.002	0	—	0	U	0.001	U	0.0005	0.0000	0.029	0.000	0.010	0.000	132	1.91	—	—
GW22-09-8508	5/27/2009	UF	0.000	0	—	0	U	0.001	U	0.0004	0.0000	0.030	0.000	0.006	0.000	227	1.84	1.77	0.02
GW22-09-8509	5/27/2009	F	0.001	0	—	0	U	0.001	U	0.0004	0.0000	0.029	0.000	0.004	0.000	131	1.84	—	—
GW22-09-8510	5/27/2009	UF	0.001	0	—	0	U	0.001	U	0.0004	0.0000	0.029	0.001	0.004	0.000	228	1.88	1.77	0.03
GW22-09-8511	5/27/2009	F	0.001	0	—	0	U	0.001	U	0.0004	0.0000	0.029	0.000	0.004	0.000	134	1.87	—	—
GW22-09-8512	5/27/2009	UF	0.001	0	—	0	U	0.001	U	0.0004	0.0000	0.030	0.001	0.006	0.000	231	1.89	1.77	0.03
GW22-09-8513	5/27/2009	F	0.001	0	—	0	U	0.001	U	0.0004	0.0000	0.030	0.000	0.005	0.000	134	1.89	—	—
GW22-09-8514	5/27/2009	UF	0.002	0	—	0	U	0.001	U	0.0004	0.0000	0.032	0.001	0.006	0.000	233	1.86	1.77	0.03

Table B-2 (continued)

Sample ID	Date Received	Field Prep	stdev (Sr)	Th rslt (ppm)	stdev (Th)	Ti rslt (ppm)	stdev (Ti)	Tl rslt (ppm)	stdev (Tl)	U rslt (ppm)	stdev (U)	V rslt (ppm)	stdev (V)	Zn rslt (ppm)	stdev (Zn)	TDS (ppm)	Cations	Anions	Balance
GW22-09-8515	5/27/2009	F	0.001	0	—	0	U	0.001	U	0.0004	0.0000	0.031	0.001	0.006	0.000	139	1.86	—	—
GW22-09-8516	5/26/2009	UF	0.001	0	—	0	U	0.001	U	0.0004	0.0000	0.031	0.002	0.006	0.000	230	1.83	1.77	0.02
GW22-09-8517	5/26/2009	F	0.002	0	—	0	U	0.001	U	0.0004	0.0000	0.031	0.000	0.006	0.000	137	1.86	—	—
GW22-09-8518	5/27/2009	UF	0.000	0	—	0	U	0.001	U	0.0004	0.0000	0.031	0.000	0.006	0.000	232	1.84	1.77	0.02
GW22-09-8519	5/27/2009	F	0.000	0	—	0	U	0.001	U	0.0004	0.0000	0.030	0.001	0.005	0.000	137	1.82	—	—
GW22-09-8520	5/27/2009	UF	0.001	0	—	0	U	0.001	U	0.0004	0.0000	0.031	0.000	0.005	0.000	231	1.80	1.75	0.01
GW22-09-8521	5/27/2009	F	0.001	0	—	0	U	0.001	U	0.0004	0.0000	0.031	0.000	0.005	0.000	136	1.81	—	—
GW22-09-8522	5/27/2009	UF	—	0	—	0	U	0.001	U	0.0002	—	0.001	—	0.002	0.000	14	0.66	0.03	0.92
GW22-09-8524	5/26/2009	UF	0.001	0	—	0	U	0.001	U	0.0004	0.0000	0.031	0.000	0.007	0.000	220	1.19	1.77	-0.20
GW22-09-8525	5/26/2009	F	0.000	0	—	0	U	0.001	U	0.0004	0.0000	0.031	0.001	0.005	0.000	137	1.83	—	—
GW22-09-8526	5/27/2009	UF	0.000	0	—	0	U	0.001	U	0.0004	0.0000	0.031	0.000	0.006	0.000	232	1.83	1.77	0.02
GW22-09-8527	5/27/2009	F	0.001	0	—	0	U	0.001	U	0.0007	0.0000	0.032	0.000	0.005	0.000	136	1.83	—	—
GW22-09-8536	5/20/2009	F	0.003	0	—	0	U	0.001	U	0.0004	0.0000	0.030	0.000	0.005	0.000	136	1.85	—	—
GW22-09-8538	5/20/2009	UF	0.001	0	—	0	U	0.001	U	0.0004	0.0000	0.030	0.001	0.007	0.000	235	1.89	1.76	0.03
GW22-09-8539	5/20/2009	UF	0.006	0	—	0	U	0.001	U	0.0004	0.0000	0.030	0.000	0.004	0.000	234	1.88	1.77	0.03
GW22-09-8540	5/20/2009	F	0.001	0	—	0	U	0.001	U	0.0004	0.0000	0.031	0.002	0.005	0.000	139	1.85	—	—
GW22-09-8543	5/27/2009	UF	0.002	0	—	0	U	0.001	U	0.0004	0.0000	0.031	0.001	0.007	0.000	233	1.83	1.77	0.02
GW22-09-8544	5/27/2009	F	0.000	0	—	0	U	0.001	U	0.0004	0.0000	0.031	0.001	0.005	0.000	136	1.82	—	—
GW22-09-8545	5/21/2009	UF	0.005	0	—	0	U	0.001	U	0.0004	0.0000	0.031	0.001	0.004	0.000	233	1.88	1.77	0.03
GW22-09-8546	5/21/2009	F	0.001	0	—	0	U	0.001	U	0.0004	0.0000	0.031	0.001	0.005	0.000	136	1.86	—	—
GW22-09-8553	5/20/2009	UF	—	0	—	0	U	0.001	U	0.0002	—	0.001	—	0.002	0.000	16	0.69	0.06	0.85
GW22-09-8554	5/12/2009	UF	—	0	—	0	U	0.001	U	0.0002	—	0.001	—	0.012	0.001	11	0.01	0.19	-0.87
GW22-09-8555	5/12/2009	UF	0.000	0	—	0	U	0.001	U	0.0002	—	0.001	—	0.068	0.005	4	0.05	0.05	-0.02
GW22-09-8567	5/21/2009	UF	0.001	0	—	0	U	0.001	U	0.0005	0.0000	0.036	0.001	0.005	0.000	214	1.15	1.77	-0.21
GW22-09-8568	5/21/2009	F	0.001	0	—	0	U	0.001	U	0.0004	0.0000	0.034	0.001	0.005	0.000	129	1.78	—	—
GW22-09-9252	5/19/2009	UF	0.003	0	—	0	U	0.001	U	0.0038	0.0001	0.022	0.000	1.453	0.001	274	2.42	1.83	0.14
GW22-09-9253	5/19/2009	F	0.001	0	—	0	U	0.001	U	0.0009	0.0000	0.013	0.000	0.036	0.000	141	3.13	—	—
GW22-09-9254	5/19/2009	F	0.000	0	—	0	U	0.001	U	0.0005	0.0000	0.032	0.000	0.007	0.000	131	1.98	—	—
GW22-09-9255	5/19/2009	UF	0.001	0	—	0	U	0.001	U	0.0005	0.0000	0.033	0.000	0.008	0.000	230	1.83	1.85	0.00
GW22-09-9256	5/19/2009	F	0.001	0	—	0	U	0.001	U	0.0005	0.0000	0.033	0.000	0.007	0.000	135	1.85	—	—
GW22-09-9257	5/19/2009	UF	0.002	0	—	0	U	0.001	U	0.0005	0.0000	0.034	0.000	0.008	0.000	229	1.81	1.80	0.00
GW22-09-9258	5/19/2009	F	0.001	0	—	0	U	0.001	U	0.0004	0.0000	0.034	0.001	0.006	0.000	131	1.78	—	—
GW22-09-9259	5/19/2009	UF	0.000	0	—	0	U	0.001	U	0.0004	0.0000	0.033	0.000	0.007	0.000	227	1.79	1.80	0.00
GW22-09-9260	5/19/2009	F	0.001	0	—	0	U	0.001	U	0.0005	0.0000	0.036	0.000	0.006	0.000	132	1.78	—	—
GW22-09-9261	5/19/2009	UF	0.001	0	—	0	U	0.001	U	0.0004	0.0000	0.036	0.000	0.007	0.000	230	1.79	1.82	-0.01
GW22-09-9262	5/20/2009	F	0.000	0	—	0	U	0.001	U	0.0005	0.0000	0.035	0.000	0.005	0.000	130	1.77	—	—
GW22-09-9263	5/20/2009	UF	0.000	0	—	0	U	0.001	U	0.0004	0.0000	0.036	0.000	0.007	0.000	226	1.78	1.77	0.00
GW22-09-9264	5/20/2009	F	0.000	0	—	0	U	0.001	U	0.0004	0.0000	0.036	0.001	0.006	0.000	130	1.77	—	—
GW22-09-9265	5/20/2009	UF	0.000	0	—	0	U	0.001	U	0.0004	0.0000	0.036	0.000	0.005	0.000	229	1.80	1.77	0.01

Notes: — = Not on analyte list for that sample; F = filtered; UF = Unfiltered; U = undetected.

Table B-3
Offsite Laboratory Analytical Results for Screen 5

Location	Port Name	Port Depth (ft)	Request	Sample	Field Prep	Field Matrix	Field QC Type	Lab Sample Type	Date	Suite	Method	Analyte	Symbol	Result	Units	Lab Qual	2nd Qual	2nd Reason	MDL	Quant Limit	Lab
R-22	MP5A	1448.2	09-1931	GW22-09-9257	UF	WG	n/a	CS	5/18/2009	Voa	SW-846:8260B	Acetone	<	10	µg/L	U	UJ	V7c	3.5	10	GELC
R-22	MP5A	1448.2	09-1931	GW22-09-9257	UF	WG	n/a	CS	5/18/2009	Voa	SW-846:8260B	Acetonitrile	<	25	µg/L	U	U	U_LAB	6.3	25	GELC
R-22	MP5A	1448.2	09-1931	GW22-09-9257	UF	WG	n/a	CS	5/18/2009	Voa	SW-846:8260B	Acrolein	<	5	µg/L	U	U	U_LAB	1.3	5	GELC
R-22	MP5A	1448.2	09-1931	GW22-09-9257	UF	WG	n/a	CS	5/18/2009	Voa	SW-846:8260B	Acrylonitrile	<	5	µg/L	U	U	U_LAB	1	5	GELC
R-22	MP5A	1448.2	09-1931	GW22-09-9257	UF	WG	n/a	CS	5/18/2009	Voa	SW-846:8260B	Benzene	<	1	µg/L	U	U	U_LAB	0.3	1	GELC
R-22	MP5A	1448.2	09-1931	GW22-09-9257	UF	WG	n/a	CS	5/18/2009	Voa	SW-846:8260B	Bromobenzene	<	1	µg/L	U	U	U_LAB	0.25	1	GELC
R-22	MP5A	1448.2	09-1931	GW22-09-9257	UF	WG	n/a	CS	5/18/2009	Voa	SW-846:8260B	Bromochloromethane	<	1	µg/L	U	U	U_LAB	0.36	1	GELC
R-22	MP5A	1448.2	09-1931	GW22-09-9257	UF	WG	n/a	CS	5/18/2009	Voa	SW-846:8260B	Bromodichloromethane	<	1	µg/L	U	U	U_LAB	0.25	1	GELC
R-22	MP5A	1448.2	09-1931	GW22-09-9257	UF	WG	n/a	CS	5/18/2009	Voa	SW-846:8260B	Bromoform	<	1	µg/L	U	U	U_LAB	0.25	1	GELC
R-22	MP5A	1448.2	09-1931	GW22-09-9257	UF	WG	n/a	CS	5/18/2009	Voa	SW-846:8260B	Bromomethane	<	1	µg/L	U	U	U_LAB	0.5	1	GELC
R-22	MP5A	1448.2	09-1931	GW22-09-9257	UF	WG	n/a	CS	5/18/2009	Voa	SW-846:8260B	Butanone[2-]	<	5	µg/L	U	U	U_LAB	1.3	5	GELC
R-22	MP5A	1448.2	09-1931	GW22-09-9257	UF	WG	n/a	CS	5/18/2009	Voa	SW-846:8260B	Butylbenzene[n-]	<	1	µg/L	U	U	U_LAB	0.25	1	GELC
R-22	MP5A	1448.2	09-1931	GW22-09-9257	UF	WG	n/a	CS	5/18/2009	Voa	SW-846:8260B	Butylbenzene[sec-]	<	1	µg/L	U	U	U_LAB	0.25	1	GELC
R-22	MP5A	1448.2	09-1931	GW22-09-9257	UF	WG	n/a	CS	5/18/2009	Voa	SW-846:8260B	Butylbenzene[tert-]	<	1	µg/L	U	U	U_LAB	0.25	1	GELC
R-22	MP5A	1448.2	09-1931	GW22-09-9257	UF	WG	n/a	CS	5/18/2009	Voa	SW-846:8260B	Carbon Disulfide	<	5	µg/L	U	U	U_LAB	1.3	5	GELC
R-22	MP5A	1448.2	09-1931	GW22-09-9257	UF	WG	n/a	CS	5/18/2009	Voa	SW-846:8260B	Carbon Tetrachloride	<	1	µg/L	U	U	U_LAB	0.26	1	GELC
R-22	MP5A	1448.2	09-1931	GW22-09-9257	UF	WG	n/a	CS	5/18/2009	Voa	SW-846:8260B	Chloro-1,3-butadiene[2-]	<	1	µg/L	U	U	U_LAB	0.3	1	GELC
R-22	MP5A	1448.2	09-1931	GW22-09-9257	UF	WG	n/a	CS	5/18/2009	Voa	SW-846:8260B	Chloro-1-propene[3-]	<	5	µg/L	U	U	U_LAB	1.5	5	GELC
R-22	MP5A	1448.2	09-1931	GW22-09-9257	UF	WG	n/a	CS	5/18/2009	Voa	SW-846:8260B	Chlorobenzene	<	1	µg/L	U	U	U_LAB	0.25	1	GELC
R-22	MP5A	1448.2	09-1931	GW22-09-9257	UF	WG	n/a	CS	5/18/2009	Voa	SW-846:8260B	Chlorodibromomethane	<	1	µg/L	U	U	U_LAB	0.26	1	GELC
R-22	MP5A	1448.2	09-1931	GW22-09-9257	UF	WG	n/a	CS	5/18/2009	Voa	SW-846:8260B	Chloroethane	<	1	µg/L	U	U	U_LAB	0.3	1	GELC
R-22	MP5A	1448.2	09-1931	GW22-09-9257	UF	WG	n/a	CS	5/18/2009	Voa	SW-846:8260B	Chloroform	<	1	µg/L	U	U	U_LAB	0.25	1	GELC
R-22	MP5A	1448.2	09-1931	GW22-09-9257	UF	WG	n/a	CS	5/18/2009	Voa	SW-846:8260B	Chloromethane	<	1	µg/L	U	U	U_LAB	0.3	1	GELC
R-22	MP5A	1448.2	09-1931	GW22-09-9257	UF	WG	n/a	CS	5/18/2009	Voa	SW-846:8260B	Chlorotoluene[2-]	<	1	µg/L	U	U	U_LAB	0.25	1	GELC
R-22	MP5A	1448.2	09-1931	GW22-09-9257	UF	WG	n/a	CS	5/18/2009	Voa	SW-846:8260B	Chlorotoluene[4-]	<	1	µg/L	U	U	U_LAB	0.25	1	GELC
R-22	MP5A	1448.2	09-1931	GW22-09-9257	UF	WG	n/a	CS	5/18/2009	Voa	SW-846:8260B	Dibromo-3-Chloropropane[1,2-]	<	1	µg/L	U	U	U_LAB	0.5	1	GELC
R-22	MP5A	1448.2	09-1931	GW22-09-9257	UF	WG	n/a	CS	5/18/2009	Voa	SW-846:8260B	Dibromoethane[1,2-]	<	1	µg/L	U	U	U_LAB	0.25	1	GELC
R-22	MP5A	1448.2	09-1931	GW22-09-9257	UF	WG	n/a	CS	5/18/2009	Voa	SW-846:8260B	Dibromomethane	<	1	µg/L	U	U	U_LAB	0.3	1	GELC
R-22	MP5A	1448.2	09-1931	GW22-09-9257	UF	WG	n/a	CS	5/18/2009	Voa	SW-846:8260B	Dichlorobenzene[1,2-]	<	1	µg/L	U	U	U_LAB	0.25	1	GELC
R-22	MP5A	1448.2	09-1931	GW22-09-9257	UF	WG	n/a	CS	5/18/2009	Voa	SW-846:8260B	Dichlorobenzene[1,3-]	<	1	µg/L	U	U	U_LAB	0.25	1	GELC
R-22	MP5A	1448.2	09-1931	GW22-09-9257	UF	WG	n/a	CS	5/18/2009	Voa	SW-846:8260B	Dichlorobenzene[1,4-]	<	1	µg/L	U	U	U_LAB	0.25	1	GELC
R-22	MP5A	1448.2	09-1931	GW22-09-9257	UF	WG	n/a	CS	5/18/2009	Voa	SW-846:8260B	Dichlorodifluoromethane	<	1	µg/L	U	UJ	V7c	0.5	1	GELC
R-22	MP5A	1448.2	09-1931	GW22-09-9257	UF	WG	n/a	CS	5/18/2009	Voa	SW-846:8260B	Dichloroethane[1,1-]	<	1	µg/L	U	U	U_LAB	0.3	1	GELC
R-22	MP5A	1448.2	09-1931	GW22-09-9257	UF	WG	n/a	CS	5/18/2009	Voa	SW-846:8260B	Dichloroethane[1,2-]	<	1	µg/L	U	U	U_LAB	0.25	1	GELC
R-22	MP5A	1448.2	09-1931	GW22-09-9257	UF	WG	n/a	CS	5/18/2009	Voa	SW-846:8260B	Dichloroethene[1,1-]	<	1	µg/L	U	U	U_LAB	0.3	1	GELC
R-22	MP5A	1448.2	09-1931	GW22-09-9257	UF	WG	n/a	CS	5/18/2009	Voa	SW-846:8260B	Dichloroethene[cis-1,2-]	<	1	µg/L	U	U	U_LAB	0.3	1	GELC
R-22	MP5A	1448.2	09-1931	GW22-09-9257	UF	WG	n/a	CS	5/18/2009	Voa	SW-846:8260B	Dichloroethene[trans-1,2-]	<	1	µg/L	U	U	U_LAB	0.3	1	GELC
R-22	MP5A	1448.2	09-1931	GW22-09-9257	UF	WG	n/a	CS	5/18/2009	Voa	SW-846:8260B	Dichloropropane[1,2-]	<	1	µg/L	U	U	U_LAB	0.25	1	GELC

Table B-3 (continued)

Location	Port Name	Port Depth (ft)	Request	Sample	Field Prep	Field Matrix	Field QC Type	Lab Sample Type	Date	Suite	Method	Analyte	Symbol	Result	Units	Lab Qual	2nd Qual	2nd Reason	MDL	Quant Limit	Lab
R-22	MP5A	1448.2	09-1931	GW22-09-9257	UF	WG	n/a	CS	5/18/2009	Voa	SW-846:8260B	Dichloropropane[1,3-]	<	1	µg/L	U	U	U_LAB	0.25	1	GELC
R-22	MP5A	1448.2	09-1931	GW22-09-9257	UF	WG	n/a	CS	5/18/2009	Voa	SW-846:8260B	Dichloropropane[2,2-]	<	1	µg/L	U	U	U_LAB	0.3	1	GELC
R-22	MP5A	1448.2	09-1931	GW22-09-9257	UF	WG	n/a	CS	5/18/2009	Voa	SW-846:8260B	Dichloropropene[1,1-]	<	1	µg/L	U	U	U_LAB	0.25	1	GELC
R-22	MP5A	1448.2	09-1931	GW22-09-9257	UF	WG	n/a	CS	5/18/2009	Voa	SW-846:8260B	Dichloropropene[cis-1,3-]	<	1	µg/L	U	U	U_LAB	0.25	1	GELC
R-22	MP5A	1448.2	09-1931	GW22-09-9257	UF	WG	n/a	CS	5/18/2009	Voa	SW-846:8260B	Dichloropropene[trans-1,3-]	<	1	µg/L	U	U	U_LAB	0.25	1	GELC
R-22	MP5A	1448.2	09-1931	GW22-09-9257	UF	WG	n/a	CS	5/18/2009	Voa	SW-846:8260B	Diethyl Ether	<	1	µg/L	U	U	U_LAB	0.3	1	GELC
R-22	MP5A	1448.2	09-1931	GW22-09-9257	UF	WG	n/a	CS	5/18/2009	Voa	SW-846:8260B	Ethyl Methacrylate	<	5	µg/L	U	U	U_LAB	1	5	GELC
R-22	MP5A	1448.2	09-1931	GW22-09-9257	UF	WG	n/a	CS	5/18/2009	Voa	SW-846:8260B	Ethylbenzene	<	1	µg/L	U	U	U_LAB	0.25	1	GELC
R-22	MP5A	1448.2	09-1931	GW22-09-9257	UF	WG	n/a	CS	5/18/2009	Voa	SW-846:8260B	Hexachlorobutadiene	<	1	µg/L	U	U	U_LAB	0.44	1	GELC
R-22	MP5A	1448.2	09-1931	GW22-09-9257	UF	WG	n/a	CS	5/18/2009	Voa	SW-846:8260B	Hexanone[2-]	<	5	µg/L	U	U	U_LAB	1.3	5	GELC
R-22	MP5A	1448.2	09-1931	GW22-09-9257	UF	WG	n/a	CS	5/18/2009	Voa	SW-846:8260B	Iodomethane	<	5	µg/L	U	U	U_LAB	1.3	5	GELC
R-22	MP5A	1448.2	09-1931	GW22-09-9257	UF	WG	n/a	CS	5/18/2009	Voa	SW-846:8260B	Isopropylbenzene	<	1	µg/L	U	U	U_LAB	0.25	1	GELC
R-22	MP5A	1448.2	09-1931	GW22-09-9257	UF	WG	n/a	CS	5/18/2009	Voa	SW-846:8260B	Isopropyltoluene[4-]	<	1	µg/L	U	U	U_LAB	0.25	1	GELC
R-22	MP5A	1448.2	09-1931	GW22-09-9257	UF	WG	n/a	CS	5/18/2009	Voa	SW-846:8260B	Methacrylonitrile	<	5	µg/L	U	U	U_LAB	1	5	GELC
R-22	MP5A	1448.2	09-1931	GW22-09-9257	UF	WG	n/a	CS	5/18/2009	Voa	SW-846:8260B	Methyl Methacrylate	<	5	µg/L	U	U	U_LAB	1	5	GELC
R-22	MP5A	1448.2	09-1931	GW22-09-9257	UF	WG	n/a	CS	5/18/2009	Voa	SW-846:8260B	Methyl tert-Butyl Ether	<	1	µg/L	U	U	U_LAB	0.25	1	GELC
R-22	MP5A	1448.2	09-1931	GW22-09-9257	UF	WG	n/a	CS	5/18/2009	Voa	SW-846:8260B	Methyl-2-pentanone[4-]	<	5	µg/L	U	U	U_LAB	1.3	5	GELC
R-22	MP5A	1448.2	09-1931	GW22-09-9257	UF	WG	n/a	CS	5/18/2009	Voa	SW-846:8260B	Methylene Chloride	<	10	µg/L	U	U	U_LAB	3	10	GELC
R-22	MP5A	1448.2	09-1931	GW22-09-9257	UF	WG	n/a	CS	5/18/2009	Voa	SW-846:8260B	Naphthalene	<	1	µg/L	U	U	U_LAB	0.25	1	GELC
R-22	MP5A	1448.2	09-1931	GW22-09-9257	UF	WG	n/a	CS	5/18/2009	Voa	SW-846:8260B	Propionitrile	<	5	µg/L	U	U	U_LAB	1.5	5	GELC
R-22	MP5A	1448.2	09-1931	GW22-09-9257	UF	WG	n/a	CS	5/18/2009	Voa	SW-846:8260B	Propylbenzene[1-]	<	1	µg/L	U	U	U_LAB	0.25	1	GELC
R-22	MP5A	1448.2	09-1931	GW22-09-9257	UF	WG	n/a	CS	5/18/2009	Voa	SW-846:8260B	Styrene	<	1	µg/L	U	U	U_LAB	0.25	1	GELC
R-22	MP5A	1448.2	09-1931	GW22-09-9257	UF	WG	n/a	CS	5/18/2009	Voa	SW-846:8260B	Tetrachloroethane[1,1,1,2-]	<	1	µg/L	U	U	U_LAB	0.3	1	GELC
R-22	MP5A	1448.2	09-1931	GW22-09-9257	UF	WG	n/a	CS	5/18/2009	Voa	SW-846:8260B	Tetrachloroethane[1,1,2,2-]	<	1	µg/L	U	U	U_LAB	0.25	1	GELC
R-22	MP5A	1448.2	09-1931	GW22-09-9257	UF	WG	n/a	CS	5/18/2009	Voa	SW-846:8260B	Tetrachloroethene	<	1	µg/L	U	U	U_LAB	0.45	1	GELC
R-22	MP5A	1448.2	09-1931	GW22-09-9257	UF	WG	n/a	CS	5/18/2009	Voa	SW-846:8260B	Toluene		1.95	µg/L				0.25	1	GELC
R-22	MP5A	1448.2	09-1931	GW22-09-9257	UF	WG	n/a	CS	5/18/2009	Voa	SW-846:8260B	Trichloro-1,2,2-trifluoroethane[1,1,2-]	<	5	µg/L	U	U	U_LAB	1	5	GELC
R-22	MP5A	1448.2	09-1931	GW22-09-9257	UF	WG	n/a	CS	5/18/2009	Voa	SW-846:8260B	Trichlorobenzene[1,2,3-]	<	1	µg/L	U	U	U_LAB	0.33	1	GELC
R-22	MP5A	1448.2	09-1931	GW22-09-9257	UF	WG	n/a	CS	5/18/2009	Voa	SW-846:8260B	Trichlorobenzene[1,2,4-]	<	1	µg/L	U	U	U_LAB	0.3	1	GELC
R-22	MP5A	1448.2	09-1931	GW22-09-9257	UF	WG	n/a	CS	5/18/2009	Voa	SW-846:8260B	Trichloroethane[1,1,1-]	<	1	µg/L	U	U	U_LAB	0.33	1	GELC
R-22	MP5A	1448.2	09-1931	GW22-09-9257	UF	WG	n/a	CS	5/18/2009	Voa	SW-846:8260B	Trichloroethane[1,1,2-]	<	1	µg/L	U	U	U_LAB	0.25	1	GELC
R-22	MP5A	1448.2	09-1931	GW22-09-9257	UF	WG	n/a	CS	5/18/2009	Voa	SW-846:8260B	Trichloroethene	<	1	µg/L	U	U	U_LAB	0.25	1	GELC
R-22	MP5A	1448.2	09-1931	GW22-09-9257	UF	WG	n/a	CS	5/18/2009	Voa	SW-846:8260B	Trichlorofluoromethane	<	1	µg/L	U	UJ	V7c	0.31	1	GELC
R-22	MP5A	1448.2	09-1931	GW22-09-9257	UF	WG	n/a	CS	5/18/2009	Voa	SW-846:8260B	Trichloropropane[1,2,3-]	<	1	µg/L	U	U	U_LAB	0.3	1	GELC
R-22	MP5A	1448.2	09-1931	GW22-09-9257	UF	WG	n/a	CS	5/18/2009	Voa	SW-846:8260B	Trimethylbenzene[1,2,4-]	<	1	µg/L	U	U	U_LAB	0.25	1	GELC
R-22	MP5A	1448.2	09-1931	GW22-09-9257	UF	WG	n/a	CS	5/18/2009	Voa	SW-846:8260B	Trimethylbenzene[1,3,5-]	<	1	µg/L	U	U	U_LAB	0.25	1	GELC
R-22	MP5A	1448.2	09-1931	GW22-09-9257	UF	WG	n/a	CS	5/18/2009	Voa	SW-846:8260B	Vinyl acetate	<	5	µg/L	U	U	U_LAB	1.5	5	GELC
R-22	MP5A	1448.2	09-1931	GW22-09-9257	UF	WG	n/a	CS	5/18/2009	Voa	SW-846:8260B	Vinyl Chloride	<	1	µg/L	U	U	U_LAB	0.5	1	GELC
R-22	MP5A	1448.2	09-1931	GW22-09-9257	UF	WG	n/a	CS	5/18/2009	Voa	SW-846:8260B	Xylene[1,2-]	<	1	µg/L	U	U	U_LAB	0.25	1	GELC

Table B-3 (continued)

Location	Port Name	Port Depth (ft)	Request	Sample	Field Prep	Field Matrix	Field QC Type	Lab Sample Type	Date	Suite	Method	Analyte	Symbol	Result	Units	Lab Qual	2nd Qual	2nd Reason	MDL	Quant Limit	Lab
R-22	MP5A	1448.2	09-1931	GW22-09-9257	UF	WG	n/a	CS	5/18/2009	Voa	SW-846:8260B	Xylene[1,3-]+Xylene[1,4-]	<	2	µg/L	U	U	U_LAB	0.43	2	GELC
R-22	MP5A	1448.2	09-1952	GW22-09-9252	UF	WG	n/a	CS	5/17/2009	Rad	LLEE	Tritium	<	0.19158	pCi/L	U	U	R5	n/a	n/a	UMTL
R-22	MP5A	1448.2	09-1952	GW22-09-9255	UF	WG	n/a	CS	5/18/2009	Rad	LLEE	Tritium	<	0.38316	pCi/L		U	R11	n/a	n/a	UMTL
R-22	MP5A	1448.2	09-1952	GW22-09-9257	UF	WG	n/a	CS	5/18/2009	Rad	LLEE	Tritium	<	-0.06386	pCi/L	U	U	R5	n/a	n/a	UMTL
R-22	MP5A	1448.2	09-1952	GW22-09-9259	UF	WG	n/a	CS	5/18/2009	Rad	LLEE	Tritium	<	0.12772	pCi/L	U	U	R5	n/a	n/a	UMTL
R-22	MP5A	1448.2	09-1952	GW22-09-9261	UF	WG	n/a	CS	5/18/2009	Rad	LLEE	Tritium	<	0.03193	pCi/L	U	U	R5	n/a	n/a	UMTL
R-22	MP5A	1448.2	09-1959	GW22-09-9263	UF	WG	n/a	CS	5/19/2009	Voa	SW-846:8260B	Acetone	<	10	µg/L	U	UJ	V7c	3.5	10	GELC
R-22	MP5A	1448.2	09-1959	GW22-09-9263	UF	WG	n/a	CS	5/19/2009	Voa	SW-846:8260B	Acrolein	<	5	µg/L	U	U	U_LAB	1.3	5	GELC
R-22	MP5A	1448.2	09-1959	GW22-09-9263	UF	WG	n/a	CS	5/19/2009	Voa	SW-846:8260B	Acrylonitrile	<	5	µg/L	U	U	U_LAB	1	5	GELC
R-22	MP5A	1448.2	09-1959	GW22-09-9263	UF	WG	n/a	CS	5/19/2009	Voa	SW-846:8260B	Benzene	<	1	µg/L	U	U	U_LAB	0.3	1	GELC
R-22	MP5A	1448.2	09-1959	GW22-09-9263	UF	WG	n/a	CS	5/19/2009	Voa	SW-846:8260B	Bromobenzene	<	1	µg/L	U	U	U_LAB	0.25	1	GELC
R-22	MP5A	1448.2	09-1959	GW22-09-9263	UF	WG	n/a	CS	5/19/2009	Voa	SW-846:8260B	Bromochloromethane	<	1	µg/L	U	U	U_LAB	0.36	1	GELC
R-22	MP5A	1448.2	09-1959	GW22-09-9263	UF	WG	n/a	CS	5/19/2009	Voa	SW-846:8260B	Bromodichloromethane	<	1	µg/L	U	U	U_LAB	0.25	1	GELC
R-22	MP5A	1448.2	09-1959	GW22-09-9263	UF	WG	n/a	CS	5/19/2009	Voa	SW-846:8260B	Bromoform	<	1	µg/L	U	UJ	V7c	0.25	1	GELC
R-22	MP5A	1448.2	09-1959	GW22-09-9263	UF	WG	n/a	CS	5/19/2009	Voa	SW-846:8260B	Bromomethane	<	1	µg/L	U	U	U_LAB	0.5	1	GELC
R-22	MP5A	1448.2	09-1959	GW22-09-9263	UF	WG	n/a	CS	5/19/2009	Voa	SW-846:8260B	Butanone[2-]	<	5	µg/L	U	UJ	V7c	1.3	5	GELC
R-22	MP5A	1448.2	09-1959	GW22-09-9263	UF	WG	n/a	CS	5/19/2009	Voa	SW-846:8260B	Butylbenzene[n-]	<	1	µg/L	U	U	U_LAB	0.25	1	GELC
R-22	MP5A	1448.2	09-1959	GW22-09-9263	UF	WG	n/a	CS	5/19/2009	Voa	SW-846:8260B	Butylbenzene[sec-]	<	1	µg/L	U	U	U_LAB	0.25	1	GELC
R-22	MP5A	1448.2	09-1959	GW22-09-9263	UF	WG	n/a	CS	5/19/2009	Voa	SW-846:8260B	Butylbenzene[tert-]	<	1	µg/L	U	U	U_LAB	0.25	1	GELC
R-22	MP5A	1448.2	09-1959	GW22-09-9263	UF	WG	n/a	CS	5/19/2009	Voa	SW-846:8260B	Carbon Disulfide	<	5	µg/L	U	U	U_LAB	1.3	5	GELC
R-22	MP5A	1448.2	09-1959	GW22-09-9263	UF	WG	n/a	CS	5/19/2009	Voa	SW-846:8260B	Carbon Tetrachloride	<	1	µg/L	U	U	U_LAB	0.26	1	GELC
R-22	MP5A	1448.2	09-1959	GW22-09-9263	UF	WG	n/a	CS	5/19/2009	Voa	SW-846:8260B	Chloro-1,3-butadiene[2-]	<	1	µg/L	U	U	U_LAB	0.3	1	GELC
R-22	MP5A	1448.2	09-1959	GW22-09-9263	UF	WG	n/a	CS	5/19/2009	Voa	SW-846:8260B	Chloro-1-propene[3-]	<	5	µg/L	U	U	U_LAB	1.5	5	GELC
R-22	MP5A	1448.2	09-1959	GW22-09-9263	UF	WG	n/a	CS	5/19/2009	Voa	SW-846:8260B	Chlorobenzene	<	1	µg/L	U	U	U_LAB	0.25	1	GELC
R-22	MP5A	1448.2	09-1959	GW22-09-9263	UF	WG	n/a	CS	5/19/2009	Voa	SW-846:8260B	Chlorodibromomethane	<	1	µg/L	U	U	U_LAB	0.26	1	GELC
R-22	MP5A	1448.2	09-1959	GW22-09-9263	UF	WG	n/a	CS	5/19/2009	Voa	SW-846:8260B	Chloroethane	<	1	µg/L	U	U	U_LAB	0.3	1	GELC
R-22	MP5A	1448.2	09-1959	GW22-09-9263	UF	WG	n/a	CS	5/19/2009	Voa	SW-846:8260B	Chloroform	<	1	µg/L	U	U	U_LAB	0.25	1	GELC
R-22	MP5A	1448.2	09-1959	GW22-09-9263	UF	WG	n/a	CS	5/19/2009	Voa	SW-846:8260B	Chloromethane	<	1	µg/L	U	U	U_LAB	0.3	1	GELC
R-22	MP5A	1448.2	09-1959	GW22-09-9263	UF	WG	n/a	CS	5/19/2009	Voa	SW-846:8260B	Chlorotoluene[2-]	<	1	µg/L	U	U	U_LAB	0.25	1	GELC
R-22	MP5A	1448.2	09-1959	GW22-09-9263	UF	WG	n/a	CS	5/19/2009	Voa	SW-846:8260B	Chlorotoluene[4-]	<	1	µg/L	U	U	U_LAB	0.25	1	GELC
R-22	MP5A	1448.2	09-1959	GW22-09-9263	UF	WG	n/a	CS	5/19/2009	Voa	SW-846:8260B	Dibromo-3-Chloropropane[1,2-]	<	1	µg/L	U	U	U_LAB	0.5	1	GELC
R-22	MP5A	1448.2	09-1959	GW22-09-9263	UF	WG	n/a	CS	5/19/2009	Voa	SW-846:8260B	Dibromoethane[1,2-]	<	1	µg/L	U	U	U_LAB	0.25	1	GELC
R-22	MP5A	1448.2	09-1959	GW22-09-9263	UF	WG	n/a	CS	5/19/2009	Voa	SW-846:8260B	Dibromomethane	<	1	µg/L	U	U	U_LAB	0.3	1	GELC
R-22	MP5A	1448.2	09-1959	GW22-09-9263	UF	WG	n/a	CS	5/19/2009	Voa	SW-846:8260B	Dichlorobenzene[1,2-]	<	1	µg/L	U	U	U_LAB	0.25	1	GELC
R-22	MP5A	1448.2	09-1959	GW22-09-9263	UF	WG	n/a	CS	5/19/2009	Voa	SW-846:8260B	Dichlorobenzene[1,3-]	<	1	µg/L	U	U	U_LAB	0.25	1	GELC
R-22	MP5A	1448.2	09-1959	GW22-09-9263	UF	WG	n/a	CS	5/19/2009	Voa	SW-846:8260B	Dichlorobenzene[1,4-]	<	1	µg/L	U	U	U_LAB	0.25	1	GELC
R-22	MP5A	1448.2	09-1959	GW22-09-9263	UF	WG	n/a	CS	5/19/2009	Voa	SW-846:8260B	Dichlorodifluoromethane	<	1	µg/L	U	UJ	V7c	0.5	1	GELC
R-22	MP5A	1448.2	09-1959	GW22-09-9263	UF	WG	n/a	CS	5/19/2009	Voa	SW-846:8260B	Dichloroethane[1,1-]	<	1	µg/L	U	U	U_LAB	0.3	1	GELC
R-22	MP5A	1448.2	09-1959	GW22-09-9263	UF	WG	n/a	CS	5/19/2009	Voa	SW-846:8260B	Dichloroethane[1,2-]	<	1	µg/L	U	U	U_LAB	0.25	1	GELC

Table B-3 (continued)

Location	Port Name	Port Depth (ft)	Request	Sample	Field Prep	Field Matrix	Field QC Type	Lab Sample Type	Date	Suite	Method	Analyte	Symbol	Result	Units	Lab Qual	2nd Qual	2nd Reason	MDL	Quant Limit	Lab
R-22	MP5A	1448.2	09-1959	GW22-09-9263	UF	WG	n/a	CS	5/19/2009	Voa	SW-846:8260B	Dichloroethene[1,1-]	<	1	µg/L	U	U	U_LAB	0.3	1	GELC
R-22	MP5A	1448.2	09-1959	GW22-09-9263	UF	WG	n/a	CS	5/19/2009	Voa	SW-846:8260B	Dichloroethene[cis-1,2-]	<	1	µg/L	U	U	U_LAB	0.3	1	GELC
R-22	MP5A	1448.2	09-1959	GW22-09-9263	UF	WG	n/a	CS	5/19/2009	Voa	SW-846:8260B	Dichloroethene[trans-1,2-]	<	1	µg/L	U	U	U_LAB	0.3	1	GELC
R-22	MP5A	1448.2	09-1959	GW22-09-9263	UF	WG	n/a	CS	5/19/2009	Voa	SW-846:8260B	Dichloropropane[1,2-]	<	1	µg/L	U	U	U_LAB	0.25	1	GELC
R-22	MP5A	1448.2	09-1959	GW22-09-9263	UF	WG	n/a	CS	5/19/2009	Voa	SW-846:8260B	Dichloropropane[1,3-]	<	1	µg/L	U	U	U_LAB	0.25	1	GELC
R-22	MP5A	1448.2	09-1959	GW22-09-9263	UF	WG	n/a	CS	5/19/2009	Voa	SW-846:8260B	Dichloropropane[2,2-]	<	1	µg/L	U	U	U_LAB	0.3	1	GELC
R-22	MP5A	1448.2	09-1959	GW22-09-9263	UF	WG	n/a	CS	5/19/2009	Voa	SW-846:8260B	Dichloropropene[1,1-]	<	1	µg/L	U	U	U_LAB	0.25	1	GELC
R-22	MP5A	1448.2	09-1959	GW22-09-9263	UF	WG	n/a	CS	5/19/2009	Voa	SW-846:8260B	Dichloropropene[cis-1,3-]	<	1	µg/L	U	U	U_LAB	0.25	1	GELC
R-22	MP5A	1448.2	09-1959	GW22-09-9263	UF	WG	n/a	CS	5/19/2009	Voa	SW-846:8260B	Dichloropropene[trans-1,3-]	<	1	µg/L	U	U	U_LAB	0.25	1	GELC
R-22	MP5A	1448.2	09-1959	GW22-09-9263	UF	WG	n/a	CS	5/19/2009	Voa	SW-846:8260B	Diethyl Ether	<	1	µg/L	U	U	U_LAB	0.3	1	GELC
R-22	MP5A	1448.2	09-1959	GW22-09-9263	UF	WG	n/a	CS	5/19/2009	Voa	SW-846:8260B	Ethyl Methacrylate	<	5	µg/L	U	U	U_LAB	1	5	GELC
R-22	MP5A	1448.2	09-1959	GW22-09-9263	UF	WG	n/a	CS	5/19/2009	Voa	SW-846:8260B	Ethylbenzene	<	1	µg/L	U	U	U_LAB	0.25	1	GELC
R-22	MP5A	1448.2	09-1959	GW22-09-9263	UF	WG	n/a	CS	5/19/2009	Voa	SW-846:8260B	Hexachlorobutadiene	<	1	µg/L	U	U	U_LAB	0.44	1	GELC
R-22	MP5A	1448.2	09-1959	GW22-09-9263	UF	WG	n/a	CS	5/19/2009	Voa	SW-846:8260B	Hexanone[2-]	<	5	µg/L	U	U	U_LAB	1.3	5	GELC
R-22	MP5A	1448.2	09-1959	GW22-09-9263	UF	WG	n/a	CS	5/19/2009	Voa	SW-846:8260B	Iodomethane	<	5	µg/L	U	U	U_LAB	1.3	5	GELC
R-22	MP5A	1448.2	09-1959	GW22-09-9263	UF	WG	n/a	CS	5/19/2009	Voa	SW-846:8260B	Isopropylbenzene	<	1	µg/L	U	U	U_LAB	0.25	1	GELC
R-22	MP5A	1448.2	09-1959	GW22-09-9263	UF	WG	n/a	CS	5/19/2009	Voa	SW-846:8260B	Isopropyltoluene[4-]	<	1	µg/L	U	U	U_LAB	0.25	1	GELC
R-22	MP5A	1448.2	09-1959	GW22-09-9263	UF	WG	n/a	CS	5/19/2009	Voa	SW-846:8260B	Methacrylonitrile	<	5	µg/L	U	U	U_LAB	1	5	GELC
R-22	MP5A	1448.2	09-1959	GW22-09-9263	UF	WG	n/a	CS	5/19/2009	Voa	SW-846:8260B	Methyl Methacrylate	<	5	µg/L	U	U	U_LAB	1	5	GELC
R-22	MP5A	1448.2	09-1959	GW22-09-9263	UF	WG	n/a	CS	5/19/2009	Voa	SW-846:8260B	Methyl tert-Butyl Ether	<	1	µg/L	U	U	U_LAB	0.25	1	GELC
R-22	MP5A	1448.2	09-1959	GW22-09-9263	UF	WG	n/a	CS	5/19/2009	Voa	SW-846:8260B	Methyl-2-pentanone[4-]	<	5	µg/L	U	U	U_LAB	1.3	5	GELC
R-22	MP5A	1448.2	09-1959	GW22-09-9263	UF	WG	n/a	CS	5/19/2009	Voa	SW-846:8260B	Methylene Chloride	<	10	µg/L	U	U	U_LAB	3	10	GELC
R-22	MP5A	1448.2	09-1959	GW22-09-9263	UF	WG	n/a	CS	5/19/2009	Voa	SW-846:8260B	Naphthalene	<	1	µg/L	U	U	U_LAB	0.25	1	GELC
R-22	MP5A	1448.2	09-1959	GW22-09-9263	UF	WG	n/a	CS	5/19/2009	Voa	SW-846:8260B	Propionitrile	<	5	µg/L	U	U	U_LAB	1.5	5	GELC
R-22	MP5A	1448.2	09-1959	GW22-09-9263	UF	WG	n/a	CS	5/19/2009	Voa	SW-846:8260B	Propylbenzene[1-]	<	1	µg/L	U	U	U_LAB	0.25	1	GELC
R-22	MP5A	1448.2	09-1959	GW22-09-9263	UF	WG	n/a	CS	5/19/2009	Voa	SW-846:8260B	Styrene	<	1	µg/L	U	U	U_LAB	0.25	1	GELC
R-22	MP5A	1448.2	09-1959	GW22-09-9263	UF	WG	n/a	CS	5/19/2009	Voa	SW-846:8260B	Tetrachloroethane[1,1,1,2-]	<	1	µg/L	U	U	U_LAB	0.3	1	GELC
R-22	MP5A	1448.2	09-1959	GW22-09-9263	UF	WG	n/a	CS	5/19/2009	Voa	SW-846:8260B	Tetrachloroethane[1,1,2,2-]	<	1	µg/L	U	U	U_LAB	0.25	1	GELC
R-22	MP5A	1448.2	09-1959	GW22-09-9263	UF	WG	n/a	CS	5/19/2009	Voa	SW-846:8260B	Tetrachloroethene	<	1	µg/L	U	U	U_LAB	0.45	1	GELC
R-22	MP5A	1448.2	09-1959	GW22-09-9263	UF	WG	n/a	CS	5/19/2009	Voa	SW-846:8260B	Toluene		0.493	µg/L	J	J	J_LAB	0.25	1	GELC
R-22	MP5A	1448.2	09-1959	GW22-09-9263	UF	WG	n/a	CS	5/19/2009	Voa	SW-846:8260B	Trichloro-1,2,2-trifluoroethane[1,1,2-]	<	5	µg/L	U	UJ	V7c	1	5	GELC
R-22	MP5A	1448.2	09-1959	GW22-09-9263	UF	WG	n/a	CS	5/19/2009	Voa	SW-846:8260B	Trichlorobenzene[1,2,3-]	<	1	µg/L	U	U	U_LAB	0.33	1	GELC
R-22	MP5A	1448.2	09-1959	GW22-09-9263	UF	WG	n/a	CS	5/19/2009	Voa	SW-846:8260B	Trichlorobenzene[1,2,4-]	<	1	µg/L	U	U	U_LAB	0.3	1	GELC
R-22	MP5A	1448.2	09-1959	GW22-09-9263	UF	WG	n/a	CS	5/19/2009	Voa	SW-846:8260B	Trichloroethane[1,1,1-]	<	1	µg/L	U	U	U_LAB	0.33	1	GELC
R-22	MP5A	1448.2	09-1959	GW22-09-9263	UF	WG	n/a	CS	5/19/2009	Voa	SW-846:8260B	Trichloroethane[1,1,2-]	<	1	µg/L	U	U	U_LAB	0.25	1	GELC
R-22	MP5A	1448.2	09-1959	GW22-09-9263	UF	WG	n/a	CS	5/19/2009	Voa	SW-846:8260B	Trichloroethene	<	1	µg/L	U	U	U_LAB	0.25	1	GELC
R-22	MP5A	1448.2	09-1959	GW22-09-9263	UF	WG	n/a	CS	5/19/2009	Voa	SW-846:8260B	Trichlorofluoromethane	<	1	µg/L	U	U	U_LAB	0.31	1	GELC
R-22	MP5A	1448.2	09-1959	GW22-09-9263	UF	WG	n/a	CS	5/19/2009	Voa	SW-846:8260B	Trichloropropane[1,2,3-]	<	1	µg/L	U	U	U_LAB	0.3	1	GELC
R-22	MP5A	1448.2	09-1959	GW22-09-9263	UF	WG	n/a	CS	5/19/2009	Voa	SW-846:8260B	Trimethylbenzene[1,2,4-]	<	1	µg/L	U	U	U_LAB	0.25	1	GELC

Table B-3 (continued)

Location	Port Name	Port Depth (ft)	Request	Sample	Field Prep	Field Matrix	Field QC Type	Lab Sample Type	Date	Suite	Method	Analyte	Symbol	Result	Units	Lab Qual	2nd Qual	2nd Reason	MDL	Quant Limit	Lab
R-22	MP5A	1448.2	09-1959	GW22-09-9263	UF	WG	n/a	CS	5/19/2009	Voa	SW-846:8260B	Trimethylbenzene[1,3,5-]	<	1	µg/L	U	U	U_LAB	0.25	1	GELC
R-22	MP5A	1448.2	09-1959	GW22-09-9263	UF	WG	n/a	CS	5/19/2009	Voa	SW-846:8260B	Vinyl acetate	<	5	µg/L	U	U	U_LAB	1.5	5	GELC
R-22	MP5A	1448.2	09-1959	GW22-09-9263	UF	WG	n/a	CS	5/19/2009	Voa	SW-846:8260B	Vinyl Chloride	<	1	µg/L	U	U	U_LAB	0.5	1	GELC
R-22	MP5A	1448.2	09-1959	GW22-09-9263	UF	WG	n/a	CS	5/19/2009	Voa	SW-846:8260B	Xylene[1,2-]	<	1	µg/L	U	U	U_LAB	0.25	1	GELC
R-22	MP5A	1448.2	09-1959	GW22-09-9263	UF	WG	n/a	CS	5/19/2009	Voa	SW-846:8260B	Xylene[1,3-]+Xylene[1,4-]	<	2	µg/L	U	U	U_LAB	0.43	2	GELC
R-22	MP5A	1448.2	09-1960	GW22-09-9263	UF	WG	n/a	CS	5/19/2009	Rad	LLEE	Tritium	<	0.15965	pCi/L	U	U	R5	n/a	n/a	UMTL
R-22	MP5A	1448.2	09-1960	GW22-09-9265	UF	WG	n/a	CS	5/20/2009	Rad	LLEE	Tritium	<	0.22351	pCi/L	U	U	R5	n/a	n/a	UMTL
R-22	MP5A	1448.2	09-1961	GW22-09-8475	F	WG	SS	CS	5/20/2009	Geninorg	SW-846:6850	Perchlorate		0.285	µg/L				0.05	0.2	GELC
R-22	MP5A	1448.2	09-1961	GW22-09-8477	F	WG	SS	CS	5/20/2009	Geninorg	SW-846:6850	Perchlorate		0.275	µg/L				0.05	0.2	GELC
R-22	MP5A	1448.2	09-1961	GW22-09-8482	UF	WG	n/a	CS	5/20/2009	Voa	SW-846:8260B	Acetone	<	10	µg/L	U	UJ	V7c	3.5	10	GELC
R-22	MP5A	1448.2	09-1961	GW22-09-8482	UF	WG	n/a	CS	5/20/2009	Voa	SW-846:8260B	Acetonitrile	<	25	µg/L	U	U	U_LAB	6.3	25	GELC
R-22	MP5A	1448.2	09-1961	GW22-09-8482	UF	WG	n/a	CS	5/20/2009	Voa	SW-846:8260B	Acrolein	<	5	µg/L	U	U	U_LAB	1.3	5	GELC
R-22	MP5A	1448.2	09-1961	GW22-09-8482	UF	WG	n/a	CS	5/20/2009	Voa	SW-846:8260B	Acrylonitrile	<	5	µg/L	U	U	U_LAB	1	5	GELC
R-22	MP5A	1448.2	09-1961	GW22-09-8482	UF	WG	n/a	CS	5/20/2009	Voa	SW-846:8260B	Benzene	<	1	µg/L	U	U	U_LAB	0.3	1	GELC
R-22	MP5A	1448.2	09-1961	GW22-09-8482	UF	WG	n/a	CS	5/20/2009	Voa	SW-846:8260B	Bromobenzene	<	1	µg/L	U	U	U_LAB	0.25	1	GELC
R-22	MP5A	1448.2	09-1961	GW22-09-8482	UF	WG	n/a	CS	5/20/2009	Voa	SW-846:8260B	Bromochloromethane	<	1	µg/L	U	U	U_LAB	0.36	1	GELC
R-22	MP5A	1448.2	09-1961	GW22-09-8482	UF	WG	n/a	CS	5/20/2009	Voa	SW-846:8260B	Bromodichloromethane	<	1	µg/L	U	U	U_LAB	0.25	1	GELC
R-22	MP5A	1448.2	09-1961	GW22-09-8482	UF	WG	n/a	CS	5/20/2009	Voa	SW-846:8260B	Bromoform	<	1	µg/L	U	U	U_LAB	0.25	1	GELC
R-22	MP5A	1448.2	09-1961	GW22-09-8482	UF	WG	n/a	CS	5/20/2009	Voa	SW-846:8260B	Bromomethane	<	1	µg/L	U	U	U_LAB	0.5	1	GELC
R-22	MP5A	1448.2	09-1961	GW22-09-8482	UF	WG	n/a	CS	5/20/2009	Voa	SW-846:8260B	Butanone[2-]	<	5	µg/L	U	U	U_LAB	1.3	5	GELC
R-22	MP5A	1448.2	09-1961	GW22-09-8482	UF	WG	n/a	CS	5/20/2009	Voa	SW-846:8260B	Butylbenzene[n-]	<	1	µg/L	U	U	U_LAB	0.25	1	GELC
R-22	MP5A	1448.2	09-1961	GW22-09-8482	UF	WG	n/a	CS	5/20/2009	Voa	SW-846:8260B	Butylbenzene[sec-]	<	1	µg/L	U	U	U_LAB	0.25	1	GELC
R-22	MP5A	1448.2	09-1961	GW22-09-8482	UF	WG	n/a	CS	5/20/2009	Voa	SW-846:8260B	Butylbenzene[tert-]	<	1	µg/L	U	U	U_LAB	0.25	1	GELC
R-22	MP5A	1448.2	09-1961	GW22-09-8482	UF	WG	n/a	CS	5/20/2009	Voa	SW-846:8260B	Carbon Disulfide		1.98	µg/L	J	J	J_LAB	1.3	5	GELC
R-22	MP5A	1448.2	09-1961	GW22-09-8482	UF	WG	n/a	CS	5/20/2009	Voa	SW-846:8260B	Carbon Tetrachloride	<	1	µg/L	U	U	U_LAB	0.26	1	GELC
R-22	MP5A	1448.2	09-1961	GW22-09-8482	UF	WG	n/a	CS	5/20/2009	Voa	SW-846:8260B	Chloro-1,3-butadiene[2-]	<	1	µg/L	U	U	U_LAB	0.3	1	GELC
R-22	MP5A	1448.2	09-1961	GW22-09-8482	UF	WG	n/a	CS	5/20/2009	Voa	SW-846:8260B	Chloro-1-propene[3-]	<	5	µg/L	U	U	U_LAB	1.5	5	GELC
R-22	MP5A	1448.2	09-1961	GW22-09-8482	UF	WG	n/a	CS	5/20/2009	Voa	SW-846:8260B	Chlorobenzene	<	1	µg/L	U	U	U_LAB	0.25	1	GELC
R-22	MP5A	1448.2	09-1961	GW22-09-8482	UF	WG	n/a	CS	5/20/2009	Voa	SW-846:8260B	Chlorodibromomethane	<	1	µg/L	U	U	U_LAB	0.26	1	GELC
R-22	MP5A	1448.2	09-1961	GW22-09-8482	UF	WG	n/a	CS	5/20/2009	Voa	SW-846:8260B	Chloroethane	<	1	µg/L	U	U	U_LAB	0.3	1	GELC
R-22	MP5A	1448.2	09-1961	GW22-09-8482	UF	WG	n/a	CS	5/20/2009	Voa	SW-846:8260B	Chloroform	<	1	µg/L	U	U	U_LAB	0.25	1	GELC
R-22	MP5A	1448.2	09-1961	GW22-09-8482	UF	WG	n/a	CS	5/20/2009	Voa	SW-846:8260B	Chloromethane	<	1	µg/L	U	U	U_LAB	0.3	1	GELC
R-22	MP5A	1448.2	09-1961	GW22-09-8482	UF	WG	n/a	CS	5/20/2009	Voa	SW-846:8260B	Chlorotoluene[2-]	<	1	µg/L	U	U	U_LAB	0.25	1	GELC
R-22	MP5A	1448.2	09-1961	GW22-09-8482	UF	WG	n/a	CS	5/20/2009	Voa	SW-846:8260B	Chlorotoluene[4-]	<	1	µg/L	U	U	U_LAB	0.25	1	GELC
R-22	MP5A	1448.2	09-1961	GW22-09-8482	UF	WG	n/a	CS	5/20/2009	Voa	SW-846:8260B	Dibromo-3-Chloropropane[1,2-]	<	1	µg/L	U	U	U_LAB	0.5	1	GELC
R-22	MP5A	1448.2	09-1961	GW22-09-8482	UF	WG	n/a	CS	5/20/2009	Voa	SW-846:8260B	Dibromoethane[1,2-]	<	1	µg/L	U	U	U_LAB	0.25	1	GELC
R-22	MP5A	1448.2	09-1961	GW22-09-8482	UF	WG	n/a	CS	5/20/2009	Voa	SW-846:8260B	Dibromomethane	<	1	µg/L	U	U	U_LAB	0.3	1	GELC
R-22	MP5A	1448.2	09-1961	GW22-09-8482	UF	WG	n/a	CS	5/20/2009	Voa	SW-846:8260B	Dichlorobenzene[1,2-]	<	1	µg/L	U	U	U_LAB	0.25	1	GELC
R-22	MP5A	1448.2	09-1961	GW22-09-8482	UF	WG	n/a	CS	5/20/2009	Voa	SW-846:8260B	Dichlorobenzene[1,3-]	<	1	µg/L	U	U	U_LAB	0.25	1	GELC

Table B-3 (continued)

Location	Port Name	Port Depth (ft)	Request	Sample	Field Prep	Field Matrix	Field QC Type	Lab Sample Type	Date	Suite	Method	Analyte	Symbol	Result	Units	Lab Qual	2nd Qual	2nd Reason	MDL	Quant Limit	Lab
R-22	MP5A	1448.2	09-1961	GW22-09-8482	UF	WG	n/a	CS	5/20/2009	Voa	SW-846:8260B	Dichlorobenzene[1,4-]	<	1	µg/L	U	U	U_LAB	0.25	1	GELC
R-22	MP5A	1448.2	09-1961	GW22-09-8482	UF	WG	n/a	CS	5/20/2009	Voa	SW-846:8260B	Dichlorodifluoromethane	<	1	µg/L	U	UJ	V7c	0.5	1	GELC
R-22	MP5A	1448.2	09-1961	GW22-09-8482	UF	WG	n/a	CS	5/20/2009	Voa	SW-846:8260B	Dichloroethane[1,1-]	<	1	µg/L	U	U	U_LAB	0.3	1	GELC
R-22	MP5A	1448.2	09-1961	GW22-09-8482	UF	WG	n/a	CS	5/20/2009	Voa	SW-846:8260B	Dichloroethane[1,2-]	<	1	µg/L	U	U	U_LAB	0.25	1	GELC
R-22	MP5A	1448.2	09-1961	GW22-09-8482	UF	WG	n/a	CS	5/20/2009	Voa	SW-846:8260B	Dichloroethene[1,1-]	<	1	µg/L	U	U	U_LAB	0.3	1	GELC
R-22	MP5A	1448.2	09-1961	GW22-09-8482	UF	WG	n/a	CS	5/20/2009	Voa	SW-846:8260B	Dichloroethene[cis-1,2-]	<	1	µg/L	U	U	U_LAB	0.3	1	GELC
R-22	MP5A	1448.2	09-1961	GW22-09-8482	UF	WG	n/a	CS	5/20/2009	Voa	SW-846:8260B	Dichloroethene[trans-1,2-]	<	1	µg/L	U	U	U_LAB	0.3	1	GELC
R-22	MP5A	1448.2	09-1961	GW22-09-8482	UF	WG	n/a	CS	5/20/2009	Voa	SW-846:8260B	Dichloropropane[1,2-]	<	1	µg/L	U	U	U_LAB	0.25	1	GELC
R-22	MP5A	1448.2	09-1961	GW22-09-8482	UF	WG	n/a	CS	5/20/2009	Voa	SW-846:8260B	Dichloropropane[1,3-]	<	1	µg/L	U	U	U_LAB	0.25	1	GELC
R-22	MP5A	1448.2	09-1961	GW22-09-8482	UF	WG	n/a	CS	5/20/2009	Voa	SW-846:8260B	Dichloropropane[2,2-]	<	1	µg/L	U	U	U_LAB	0.3	1	GELC
R-22	MP5A	1448.2	09-1961	GW22-09-8482	UF	WG	n/a	CS	5/20/2009	Voa	SW-846:8260B	Dichloropropene[1,1-]	<	1	µg/L	U	U	U_LAB	0.25	1	GELC
R-22	MP5A	1448.2	09-1961	GW22-09-8482	UF	WG	n/a	CS	5/20/2009	Voa	SW-846:8260B	Dichloropropene[cis-1,3-]	<	1	µg/L	U	U	U_LAB	0.25	1	GELC
R-22	MP5A	1448.2	09-1961	GW22-09-8482	UF	WG	n/a	CS	5/20/2009	Voa	SW-846:8260B	Dichloropropene[trans-1,3-]	<	1	µg/L	U	U	U_LAB	0.25	1	GELC
R-22	MP5A	1448.2	09-1961	GW22-09-8482	UF	WG	n/a	CS	5/20/2009	Voa	SW-846:8260B	Diethyl Ether	<	1	µg/L	U	U	U_LAB	0.3	1	GELC
R-22	MP5A	1448.2	09-1961	GW22-09-8482	UF	WG	n/a	CS	5/20/2009	Voa	SW-846:8260B	Ethyl Methacrylate	<	5	µg/L	U	U	U_LAB	1	5	GELC
R-22	MP5A	1448.2	09-1961	GW22-09-8482	UF	WG	n/a	CS	5/20/2009	Voa	SW-846:8260B	Ethylbenzene	<	1	µg/L	U	U	U_LAB	0.25	1	GELC
R-22	MP5A	1448.2	09-1961	GW22-09-8482	UF	WG	n/a	CS	5/20/2009	Voa	SW-846:8260B	Hexachlorobutadiene	<	1	µg/L	U	U	U_LAB	0.44	1	GELC
R-22	MP5A	1448.2	09-1961	GW22-09-8482	UF	WG	n/a	CS	5/20/2009	Voa	SW-846:8260B	Hexanone[2-]	<	5	µg/L	U	U	U_LAB	1.3	5	GELC
R-22	MP5A	1448.2	09-1961	GW22-09-8482	UF	WG	n/a	CS	5/20/2009	Voa	SW-846:8260B	Iodomethane	<	5	µg/L	U	U	U_LAB	1.3	5	GELC
R-22	MP5A	1448.2	09-1961	GW22-09-8482	UF	WG	n/a	CS	5/20/2009	Voa	SW-846:8260B	Isopropylbenzene	<	1	µg/L	U	U	U_LAB	0.25	1	GELC
R-22	MP5A	1448.2	09-1961	GW22-09-8482	UF	WG	n/a	CS	5/20/2009	Voa	SW-846:8260B	Isopropyltoluene[4-]	<	1	µg/L	U	U	U_LAB	0.25	1	GELC
R-22	MP5A	1448.2	09-1961	GW22-09-8482	UF	WG	n/a	CS	5/20/2009	Voa	SW-846:8260B	Methacrylonitrile	<	5	µg/L	U	U	U_LAB	1	5	GELC
R-22	MP5A	1448.2	09-1961	GW22-09-8482	UF	WG	n/a	CS	5/20/2009	Voa	SW-846:8260B	Methyl Methacrylate	<	5	µg/L	U	U	U_LAB	1	5	GELC
R-22	MP5A	1448.2	09-1961	GW22-09-8482	UF	WG	n/a	CS	5/20/2009	Voa	SW-846:8260B	Methyl tert-Butyl Ether	<	1	µg/L	U	U	U_LAB	0.25	1	GELC
R-22	MP5A	1448.2	09-1961	GW22-09-8482	UF	WG	n/a	CS	5/20/2009	Voa	SW-846:8260B	Methyl-2-pentanone[4-]	<	5	µg/L	U	U	U_LAB	1.3	5	GELC
R-22	MP5A	1448.2	09-1961	GW22-09-8482	UF	WG	n/a	CS	5/20/2009	Voa	SW-846:8260B	Methylene Chloride	<	10	µg/L	U	U	U_LAB	3	10	GELC
R-22	MP5A	1448.2	09-1961	GW22-09-8482	UF	WG	n/a	CS	5/20/2009	Voa	SW-846:8260B	Naphthalene	<	1	µg/L	U	U	U_LAB	0.25	1	GELC
R-22	MP5A	1448.2	09-1961	GW22-09-8482	UF	WG	n/a	CS	5/20/2009	Voa	SW-846:8260B	Propionitrile	<	5	µg/L	U	U	U_LAB	1.5	5	GELC
R-22	MP5A	1448.2	09-1961	GW22-09-8482	UF	WG	n/a	CS	5/20/2009	Voa	SW-846:8260B	Propylbenzene[1-]	<	1	µg/L	U	U	U_LAB	0.25	1	GELC
R-22	MP5A	1448.2	09-1961	GW22-09-8482	UF	WG	n/a	CS	5/20/2009	Voa	SW-846:8260B	Styrene	<	1	µg/L	U	U	U_LAB	0.25	1	GELC
R-22	MP5A	1448.2	09-1961	GW22-09-8482	UF	WG	n/a	CS	5/20/2009	Voa	SW-846:8260B	Tetrachloroethane[1,1,1,2-]	<	1	µg/L	U	U	U_LAB	0.3	1	GELC
R-22	MP5A	1448.2	09-1961	GW22-09-8482	UF	WG	n/a	CS	5/20/2009	Voa	SW-846:8260B	Tetrachloroethane[1,1,2,2-]	<	1	µg/L	U	U	U_LAB	0.25	1	GELC
R-22	MP5A	1448.2	09-1961	GW22-09-8482	UF	WG	n/a	CS	5/20/2009	Voa	SW-846:8260B	Tetrachloroethene	<	1	µg/L	U	U	U_LAB	0.45	1	GELC
R-22	MP5A	1448.2	09-1961	GW22-09-8482	UF	WG	n/a	CS	5/20/2009	Voa	SW-846:8260B	Toluene	<	1	µg/L	U	U	U_LAB	0.25	1	GELC
R-22	MP5A	1448.2	09-1961	GW22-09-8482	UF	WG	n/a	CS	5/20/2009	Voa	SW-846:8260B	Trichloro-1,2,2-trifluoroethane[1,1,2-]	<	5	µg/L	U	U	U_LAB	1	5	GELC
R-22	MP5A	1448.2	09-1961	GW22-09-8482	UF	WG	n/a	CS	5/20/2009	Voa	SW-846:8260B	Trichlorobenzene[1,2,3-]	<	1	µg/L	U	U	U_LAB	0.33	1	GELC
R-22	MP5A	1448.2	09-1961	GW22-09-8482	UF	WG	n/a	CS	5/20/2009	Voa	SW-846:8260B	Trichlorobenzene[1,2,4-]	<	1	µg/L	U	U	U_LAB	0.3	1	GELC
R-22	MP5A	1448.2	09-1961	GW22-09-8482	UF	WG	n/a	CS	5/20/2009	Voa	SW-846:8260B	Trichloroethane[1,1,1-]	<	1	µg/L	U	U	U_LAB	0.33	1	GELC
R-22	MP5A	1448.2	09-1961	GW22-09-8482	UF	WG	n/a	CS	5/20/2009	Voa	SW-846:8260B	Trichloroethane[1,1,2-]	<	1	µg/L	U	U	U_LAB	0.25	1	GELC

Table B-3 (continued)

Location	Port Name	Port Depth (ft)	Request	Sample	Field Prep	Field Matrix	Field QC Type	Lab Sample Type	Date	Suite	Method	Analyte	Symbol	Result	Units	Lab Qual	2nd Qual	2nd Reason	MDL	Quant Limit	Lab
R-22	MP5A	1448.2	09-1961	GW22-09-8482	UF	WG	n/a	CS	5/20/2009	Voa	SW-846:8260B	Trichloroethene	<	1	µg/L	U	U	U_LAB	0.25	1	GELC
R-22	MP5A	1448.2	09-1961	GW22-09-8482	UF	WG	n/a	CS	5/20/2009	Voa	SW-846:8260B	Trichlorofluoromethane	<	1	µg/L	U	UJ	V7c	0.31	1	GELC
R-22	MP5A	1448.2	09-1961	GW22-09-8482	UF	WG	n/a	CS	5/20/2009	Voa	SW-846:8260B	Trichloropropane[1,2,3-]	<	1	µg/L	U	U	U_LAB	0.3	1	GELC
R-22	MP5A	1448.2	09-1961	GW22-09-8482	UF	WG	n/a	CS	5/20/2009	Voa	SW-846:8260B	Trimethylbenzene[1,2,4-]	<	1	µg/L	U	U	U_LAB	0.25	1	GELC
R-22	MP5A	1448.2	09-1961	GW22-09-8482	UF	WG	n/a	CS	5/20/2009	Voa	SW-846:8260B	Trimethylbenzene[1,3,5-]	<	1	µg/L	U	U	U_LAB	0.25	1	GELC
R-22	MP5A	1448.2	09-1961	GW22-09-8482	UF	WG	n/a	CS	5/20/2009	Voa	SW-846:8260B	Vinyl acetate	<	5	µg/L	U	U	U_LAB	1.5	5	GELC
R-22	MP5A	1448.2	09-1961	GW22-09-8482	UF	WG	n/a	CS	5/20/2009	Voa	SW-846:8260B	Vinyl Chloride	<	1	µg/L	U	U	U_LAB	0.5	1	GELC
R-22	MP5A	1448.2	09-1961	GW22-09-8482	UF	WG	n/a	CS	5/20/2009	Voa	SW-846:8260B	Xylene[1,2-]	<	1	µg/L	U	U	U_LAB	0.25	1	GELC
R-22	MP5A	1448.2	09-1961	GW22-09-8482	UF	WG	n/a	CS	5/20/2009	Voa	SW-846:8260B	Xylene[1,3-]+Xylene[1,4-]	<	2	µg/L	U	U	U_LAB	0.43	2	GELC
R-22	MP5A	1448.2	09-1961	GW22-09-8536	F	WG	SS	CS	5/20/2009	Geninorg	SW-846:6850	Perchlorate		0.297	µg/L				0.05	0.2	GELC
R-22	MP5A	1448.2	09-1961	GW22-09-8538	UF	WG	n/a	CS	5/20/2009	Voa	SW-846:8260B	Acetone	<	10	µg/L	U	UJ	V7c	3.5	10	GELC
R-22	MP5A	1448.2	09-1961	GW22-09-8538	UF	WG	n/a	CS	5/20/2009	Voa	SW-846:8260B	Acetonitrile	<	25	µg/L	U	U	U_LAB	6.3	25	GELC
R-22	MP5A	1448.2	09-1961	GW22-09-8538	UF	WG	n/a	CS	5/20/2009	Voa	SW-846:8260B	Acrolein	<	5	µg/L	U	U	U_LAB	1.3	5	GELC
R-22	MP5A	1448.2	09-1961	GW22-09-8538	UF	WG	n/a	CS	5/20/2009	Voa	SW-846:8260B	Acrylonitrile	<	5	µg/L	U	U	U_LAB	1	5	GELC
R-22	MP5A	1448.2	09-1961	GW22-09-8538	UF	WG	n/a	CS	5/20/2009	Voa	SW-846:8260B	Benzene	<	1	µg/L	U	U	U_LAB	0.3	1	GELC
R-22	MP5A	1448.2	09-1961	GW22-09-8538	UF	WG	n/a	CS	5/20/2009	Voa	SW-846:8260B	Bromobenzene	<	1	µg/L	U	U	U_LAB	0.25	1	GELC
R-22	MP5A	1448.2	09-1961	GW22-09-8538	UF	WG	n/a	CS	5/20/2009	Voa	SW-846:8260B	Bromochloromethane	<	1	µg/L	U	U	U_LAB	0.36	1	GELC
R-22	MP5A	1448.2	09-1961	GW22-09-8538	UF	WG	n/a	CS	5/20/2009	Voa	SW-846:8260B	Bromodichloromethane	<	1	µg/L	U	U	U_LAB	0.25	1	GELC
R-22	MP5A	1448.2	09-1961	GW22-09-8538	UF	WG	n/a	CS	5/20/2009	Voa	SW-846:8260B	Bromoform	<	1	µg/L	U	U	U_LAB	0.25	1	GELC
R-22	MP5A	1448.2	09-1961	GW22-09-8538	UF	WG	n/a	CS	5/20/2009	Voa	SW-846:8260B	Bromomethane	<	1	µg/L	U	U	U_LAB	0.5	1	GELC
R-22	MP5A	1448.2	09-1961	GW22-09-8538	UF	WG	n/a	CS	5/20/2009	Voa	SW-846:8260B	Butanone[2-]	<	5	µg/L	U	U	U_LAB	1.3	5	GELC
R-22	MP5A	1448.2	09-1961	GW22-09-8538	UF	WG	n/a	CS	5/20/2009	Voa	SW-846:8260B	Butylbenzene[n-]	<	1	µg/L	U	U	U_LAB	0.25	1	GELC
R-22	MP5A	1448.2	09-1961	GW22-09-8538	UF	WG	n/a	CS	5/20/2009	Voa	SW-846:8260B	Butylbenzene[sec-]	<	1	µg/L	U	U	U_LAB	0.25	1	GELC
R-22	MP5A	1448.2	09-1961	GW22-09-8538	UF	WG	n/a	CS	5/20/2009	Voa	SW-846:8260B	Butylbenzene[tert-]	<	1	µg/L	U	U	U_LAB	0.25	1	GELC
R-22	MP5A	1448.2	09-1961	GW22-09-8538	UF	WG	n/a	CS	5/20/2009	Voa	SW-846:8260B	Carbon Disulfide	<	5	µg/L	U	U	U_LAB	1.3	5	GELC
R-22	MP5A	1448.2	09-1961	GW22-09-8538	UF	WG	n/a	CS	5/20/2009	Voa	SW-846:8260B	Carbon Tetrachloride	<	1	µg/L	U	U	U_LAB	0.26	1	GELC
R-22	MP5A	1448.2	09-1961	GW22-09-8538	UF	WG	n/a	CS	5/20/2009	Voa	SW-846:8260B	Chloro-1,3-butadiene[2-]	<	1	µg/L	U	U	U_LAB	0.3	1	GELC
R-22	MP5A	1448.2	09-1961	GW22-09-8538	UF	WG	n/a	CS	5/20/2009	Voa	SW-846:8260B	Chloro-1-propene[3-]	<	5	µg/L	U	U	U_LAB	1.5	5	GELC
R-22	MP5A	1448.2	09-1961	GW22-09-8538	UF	WG	n/a	CS	5/20/2009	Voa	SW-846:8260B	Chlorobenzene	<	1	µg/L	U	U	U_LAB	0.25	1	GELC
R-22	MP5A	1448.2	09-1961	GW22-09-8538	UF	WG	n/a	CS	5/20/2009	Voa	SW-846:8260B	Chlorodibromomethane	<	1	µg/L	U	U	U_LAB	0.26	1	GELC
R-22	MP5A	1448.2	09-1961	GW22-09-8538	UF	WG	n/a	CS	5/20/2009	Voa	SW-846:8260B	Chloroethane	<	1	µg/L	U	U	U_LAB	0.3	1	GELC
R-22	MP5A	1448.2	09-1961	GW22-09-8538	UF	WG	n/a	CS	5/20/2009	Voa	SW-846:8260B	Chloroform	<	1	µg/L	U	U	U_LAB	0.25	1	GELC
R-22	MP5A	1448.2	09-1961	GW22-09-8538	UF	WG	n/a	CS	5/20/2009	Voa	SW-846:8260B	Chloromethane		0.363	µg/L	J	J	J_LAB	0.3	1	GELC
R-22	MP5A	1448.2	09-1961	GW22-09-8538	UF	WG	n/a	CS	5/20/2009	Voa	SW-846:8260B	Chlorotoluene[2-]	<	1	µg/L	U	U	U_LAB	0.25	1	GELC
R-22	MP5A	1448.2	09-1961	GW22-09-8538	UF	WG	n/a	CS	5/20/2009	Voa	SW-846:8260B	Chlorotoluene[4-]	<	1	µg/L	U	U	U_LAB	0.25	1	GELC
R-22	MP5A	1448.2	09-1961	GW22-09-8538	UF	WG	n/a	CS	5/20/2009	Voa	SW-846:8260B	Dibromo-3-Chloropropane[1,2-]	<	1	µg/L	U	U	U_LAB	0.5	1	GELC
R-22	MP5A	1448.2	09-1961	GW22-09-8538	UF	WG	n/a	CS	5/20/2009	Voa	SW-846:8260B	Dibromoethane[1,2-]	<	1	µg/L	U	U	U_LAB	0.25	1	GELC
R-22	MP5A	1448.2	09-1961	GW22-09-8538	UF	WG	n/a	CS	5/20/2009	Voa	SW-846:8260B	Dibromomethane	<	1	µg/L	U	U	U_LAB	0.3	1	GELC
R-22	MP5A	1448.2	09-1961	GW22-09-8538	UF	WG	n/a	CS	5/20/2009	Voa	SW-846:8260B	Dichlorobenzene[1,2-]	<	1	µg/L	U	U	U_LAB	0.25	1	GELC

Table B-3 (continued)

Location	Port Name	Port Depth (ft)	Request	Sample	Field Prep	Field Matrix	Field QC Type	Lab Sample Type	Date	Suite	Method	Analyte	Symbol	Result	Units	Lab Qual	2nd Qual	2nd Reason	MDL	Quant Limit	Lab
R-22	MP5A	1448.2	09-1961	GW22-09-8538	UF	WG	n/a	CS	5/20/2009	Voa	SW-846:8260B	Dichlorobenzene[1,3-]	<	1	µg/L	U	U	U_LAB	0.25	1	GELC
R-22	MP5A	1448.2	09-1961	GW22-09-8538	UF	WG	n/a	CS	5/20/2009	Voa	SW-846:8260B	Dichlorobenzene[1,4-]	<	1	µg/L	U	U	U_LAB	0.25	1	GELC
R-22	MP5A	1448.2	09-1961	GW22-09-8538	UF	WG	n/a	CS	5/20/2009	Voa	SW-846:8260B	Dichlorodifluoromethane	<	1	µg/L	U	UJ	V7c	0.5	1	GELC
R-22	MP5A	1448.2	09-1961	GW22-09-8538	UF	WG	n/a	CS	5/20/2009	Voa	SW-846:8260B	Dichloroethane[1,1-]	<	1	µg/L	U	U	U_LAB	0.3	1	GELC
R-22	MP5A	1448.2	09-1961	GW22-09-8538	UF	WG	n/a	CS	5/20/2009	Voa	SW-846:8260B	Dichloroethane[1,2-]	<	1	µg/L	U	U	U_LAB	0.25	1	GELC
R-22	MP5A	1448.2	09-1961	GW22-09-8538	UF	WG	n/a	CS	5/20/2009	Voa	SW-846:8260B	Dichloroethene[1,1-]	<	1	µg/L	U	U	U_LAB	0.3	1	GELC
R-22	MP5A	1448.2	09-1961	GW22-09-8538	UF	WG	n/a	CS	5/20/2009	Voa	SW-846:8260B	Dichloroethene[cis-1,2-]	<	1	µg/L	U	U	U_LAB	0.3	1	GELC
R-22	MP5A	1448.2	09-1961	GW22-09-8538	UF	WG	n/a	CS	5/20/2009	Voa	SW-846:8260B	Dichloroethene[trans-1,2-]	<	1	µg/L	U	U	U_LAB	0.3	1	GELC
R-22	MP5A	1448.2	09-1961	GW22-09-8538	UF	WG	n/a	CS	5/20/2009	Voa	SW-846:8260B	Dichloropropane[1,2-]	<	1	µg/L	U	U	U_LAB	0.25	1	GELC
R-22	MP5A	1448.2	09-1961	GW22-09-8538	UF	WG	n/a	CS	5/20/2009	Voa	SW-846:8260B	Dichloropropane[1,3-]	<	1	µg/L	U	U	U_LAB	0.25	1	GELC
R-22	MP5A	1448.2	09-1961	GW22-09-8538	UF	WG	n/a	CS	5/20/2009	Voa	SW-846:8260B	Dichloropropane[2,2-]	<	1	µg/L	U	U	U_LAB	0.3	1	GELC
R-22	MP5A	1448.2	09-1961	GW22-09-8538	UF	WG	n/a	CS	5/20/2009	Voa	SW-846:8260B	Dichloropropene[1,1-]	<	1	µg/L	U	U	U_LAB	0.25	1	GELC
R-22	MP5A	1448.2	09-1961	GW22-09-8538	UF	WG	n/a	CS	5/20/2009	Voa	SW-846:8260B	Dichloropropene[cis-1,3-]	<	1	µg/L	U	U	U_LAB	0.25	1	GELC
R-22	MP5A	1448.2	09-1961	GW22-09-8538	UF	WG	n/a	CS	5/20/2009	Voa	SW-846:8260B	Dichloropropene[trans-1,3-]	<	1	µg/L	U	U	U_LAB	0.25	1	GELC
R-22	MP5A	1448.2	09-1961	GW22-09-8538	UF	WG	n/a	CS	5/20/2009	Voa	SW-846:8260B	Diethyl Ether	<	1	µg/L	U	U	U_LAB	0.3	1	GELC
R-22	MP5A	1448.2	09-1961	GW22-09-8538	UF	WG	n/a	CS	5/20/2009	Voa	SW-846:8260B	Ethyl Methacrylate	<	5	µg/L	U	U	U_LAB	1	5	GELC
R-22	MP5A	1448.2	09-1961	GW22-09-8538	UF	WG	n/a	CS	5/20/2009	Voa	SW-846:8260B	Ethylbenzene	<	1	µg/L	U	U	U_LAB	0.25	1	GELC
R-22	MP5A	1448.2	09-1961	GW22-09-8538	UF	WG	n/a	CS	5/20/2009	Voa	SW-846:8260B	Hexachlorobutadiene	<	1	µg/L	U	U	U_LAB	0.44	1	GELC
R-22	MP5A	1448.2	09-1961	GW22-09-8538	UF	WG	n/a	CS	5/20/2009	Voa	SW-846:8260B	Hexanone[2-]	<	5	µg/L	U	U	U_LAB	1.3	5	GELC
R-22	MP5A	1448.2	09-1961	GW22-09-8538	UF	WG	n/a	CS	5/20/2009	Voa	SW-846:8260B	Iodomethane	<	5	µg/L	U	U	U_LAB	1.3	5	GELC
R-22	MP5A	1448.2	09-1961	GW22-09-8538	UF	WG	n/a	CS	5/20/2009	Voa	SW-846:8260B	Isopropylbenzene	<	1	µg/L	U	U	U_LAB	0.25	1	GELC
R-22	MP5A	1448.2	09-1961	GW22-09-8538	UF	WG	n/a	CS	5/20/2009	Voa	SW-846:8260B	Isopropyltoluene[4-]	<	1	µg/L	U	U	U_LAB	0.25	1	GELC
R-22	MP5A	1448.2	09-1961	GW22-09-8538	UF	WG	n/a	CS	5/20/2009	Voa	SW-846:8260B	Methacrylonitrile	<	5	µg/L	U	U	U_LAB	1	5	GELC
R-22	MP5A	1448.2	09-1961	GW22-09-8538	UF	WG	n/a	CS	5/20/2009	Voa	SW-846:8260B	Methyl Methacrylate	<	5	µg/L	U	U	U_LAB	1	5	GELC
R-22	MP5A	1448.2	09-1961	GW22-09-8538	UF	WG	n/a	CS	5/20/2009	Voa	SW-846:8260B	Methyl tert-Butyl Ether	<	1	µg/L	U	U	U_LAB	0.25	1	GELC
R-22	MP5A	1448.2	09-1961	GW22-09-8538	UF	WG	n/a	CS	5/20/2009	Voa	SW-846:8260B	Methyl-2-pentanone[4-]	<	5	µg/L	U	U	U_LAB	1.3	5	GELC
R-22	MP5A	1448.2	09-1961	GW22-09-8538	UF	WG	n/a	CS	5/20/2009	Voa	SW-846:8260B	Methylene Chloride	<	10	µg/L	U	U	U_LAB	3	10	GELC
R-22	MP5A	1448.2	09-1961	GW22-09-8538	UF	WG	n/a	CS	5/20/2009	Voa	SW-846:8260B	Naphthalene	<	1	µg/L	U	U	U_LAB	0.25	1	GELC
R-22	MP5A	1448.2	09-1961	GW22-09-8538	UF	WG	n/a	CS	5/20/2009	Voa	SW-846:8260B	Propionitrile	<	5	µg/L	U	U	U_LAB	1.5	5	GELC
R-22	MP5A	1448.2	09-1961	GW22-09-8538	UF	WG	n/a	CS	5/20/2009	Voa	SW-846:8260B	Propylbenzene[1-]	<	1	µg/L	U	U	U_LAB	0.25	1	GELC
R-22	MP5A	1448.2	09-1961	GW22-09-8538	UF	WG	n/a	CS	5/20/2009	Voa	SW-846:8260B	Styrene	<	1	µg/L	U	U	U_LAB	0.25	1	GELC
R-22	MP5A	1448.2	09-1961	GW22-09-8538	UF	WG	n/a	CS	5/20/2009	Voa	SW-846:8260B	Tetrachloroethane[1,1,1,2-]	<	1	µg/L	U	U	U_LAB	0.3	1	GELC
R-22	MP5A	1448.2	09-1961	GW22-09-8538	UF	WG	n/a	CS	5/20/2009	Voa	SW-846:8260B	Tetrachloroethane[1,1,2,2-]	<	1	µg/L	U	U	U_LAB	0.25	1	GELC
R-22	MP5A	1448.2	09-1961	GW22-09-8538	UF	WG	n/a	CS	5/20/2009	Voa	SW-846:8260B	Tetrachloroethene	<	1	µg/L	U	U	U_LAB	0.45	1	GELC
R-22	MP5A	1448.2	09-1961	GW22-09-8538	UF	WG	n/a	CS	5/20/2009	Voa	SW-846:8260B	Toluene	<	1	µg/L	U	U	U_LAB	0.25	1	GELC
R-22	MP5A	1448.2	09-1961	GW22-09-8538	UF	WG	n/a	CS	5/20/2009	Voa	SW-846:8260B	Trichloro-1,2,2-trifluoroethane[1,1,2-]	<	5	µg/L	U	U	U_LAB	1	5	GELC
R-22	MP5A	1448.2	09-1961	GW22-09-8538	UF	WG	n/a	CS	5/20/2009	Voa	SW-846:8260B	Trichlorobenzene[1,2,3-]	<	1	µg/L	U	U	U_LAB	0.33	1	GELC
R-22	MP5A	1448.2	09-1961	GW22-09-8538	UF	WG	n/a	CS	5/20/2009	Voa	SW-846:8260B	Trichlorobenzene[1,2,4-]	<	1	µg/L	U	U	U_LAB	0.3	1	GELC
R-22	MP5A	1448.2	09-1961	GW22-09-8538	UF	WG	n/a	CS	5/20/2009	Voa	SW-846:8260B	Trichloroethane[1,1,1-]	<	1	µg/L	U	U	U_LAB	0.33	1	GELC

Table B-3 (continued)

Location	Port Name	Port Depth (ft)	Request	Sample	Field Prep	Field Matrix	Field QC Type	Lab Sample Type	Date	Suite	Method	Analyte	Symbol	Result	Units	Lab Qual	2nd Qual	2nd Reason	MDL	Quant Limit	Lab
R-22	MP5A	1448.2	09-1961	GW22-09-8538	UF	WG	n/a	CS	5/20/2009	Voa	SW-846:8260B	Trichloroethane[1,1,2-]	<	1	µg/L	U	U	U_LAB	0.25	1	GELC
R-22	MP5A	1448.2	09-1961	GW22-09-8538	UF	WG	n/a	CS	5/20/2009	Voa	SW-846:8260B	Trichloroethene	<	1	µg/L	U	U	U_LAB	0.25	1	GELC
R-22	MP5A	1448.2	09-1961	GW22-09-8538	UF	WG	n/a	CS	5/20/2009	Voa	SW-846:8260B	Trichlorofluoromethane	<	1	µg/L	U	UJ	V7c	0.31	1	GELC
R-22	MP5A	1448.2	09-1961	GW22-09-8538	UF	WG	n/a	CS	5/20/2009	Voa	SW-846:8260B	Trichloropropane[1,2,3-]	<	1	µg/L	U	U	U_LAB	0.3	1	GELC
R-22	MP5A	1448.2	09-1961	GW22-09-8538	UF	WG	n/a	CS	5/20/2009	Voa	SW-846:8260B	Trimethylbenzene[1,2,4-]	<	1	µg/L	U	U	U_LAB	0.25	1	GELC
R-22	MP5A	1448.2	09-1961	GW22-09-8538	UF	WG	n/a	CS	5/20/2009	Voa	SW-846:8260B	Trimethylbenzene[1,3,5-]	<	1	µg/L	U	U	U_LAB	0.25	1	GELC
R-22	MP5A	1448.2	09-1961	GW22-09-8538	UF	WG	n/a	CS	5/20/2009	Voa	SW-846:8260B	Vinyl acetate	<	5	µg/L	U	U	U_LAB	1.5	5	GELC
R-22	MP5A	1448.2	09-1961	GW22-09-8538	UF	WG	n/a	CS	5/20/2009	Voa	SW-846:8260B	Vinyl Chloride	<	1	µg/L	U	U	U_LAB	0.5	1	GELC
R-22	MP5A	1448.2	09-1961	GW22-09-8538	UF	WG	n/a	CS	5/20/2009	Voa	SW-846:8260B	Xylene[1,2-]	<	1	µg/L	U	U	U_LAB	0.25	1	GELC
R-22	MP5A	1448.2	09-1961	GW22-09-8538	UF	WG	n/a	CS	5/20/2009	Voa	SW-846:8260B	Xylene[1,3-]+Xylene[1,4-]	<	2	µg/L	U	U	U_LAB	0.43	2	GELC
R-22	MP5A	1448.2	09-1962	GW22-09-8474	UF	WG	n/a	CS	5/20/2009	Rad	LLEE	Tritium	<	0.12772	pCi/L	U	U	R5	n/a	n/a	UMTL
R-22	MP5A	1448.2	09-1962	GW22-09-8476	UF	WG	n/a	CS	5/20/2009	Rad	LLEE	Tritium	<	-0.12772	pCi/L	U	U	R5	n/a	n/a	UMTL
R-22	MP5A	1448.2	09-1962	GW22-09-8538	UF	WG	n/a	CS	5/20/2009	Rad	LLEE	Tritium	<	0.28737	pCi/L	U	U	R5	n/a	n/a	UMTL
R-22	MP5A	1448.2	09-1967	GW22-09-8478	UF	WG	n/a	CS	5/20/2009	Rad	LLEE	Tritium	<	0.22351	pCi/L	U	U	R5	n/a	n/a	UMTL
R-22	MP5A	1448.2	09-1967	GW22-09-8480	UF	WG	n/a	CS	5/20/2009	Rad	LLEE	Tritium	<	0.3193	pCi/L		U	R11	n/a	n/a	UMTL
R-22	MP5A	1448.2	09-1967	GW22-09-8482	UF	WG	n/a	CS	5/20/2009	Rad	LLEE	Tritium	<	-0.06386	pCi/L	U	U	R5	n/a	n/a	UMTL
R-22	MP5A	1448.2	09-1967	GW22-09-8484	UF	WG	n/a	CS	5/20/2009	Rad	LLEE	Tritium	<	0.06386	pCi/L	U	U	R5	n/a	n/a	UMTL
R-22	MP5A	1448.2	09-1967	GW22-09-8539	UF	WG	n/a	CS	5/20/2009	Rad	LLEE	Tritium	<	-0.15965	pCi/L	U	U	R5	n/a	n/a	UMTL
R-22	MP5A	1448.2	09-1968	GW22-09-8479	F	WG	n/a	CS	5/20/2009	Geninorg	SW-846:6850	Perchlorate		0.289	µg/L				0.05	0.2	GELC
R-22	MP5A	1448.2	09-1968	GW22-09-8481	F	WG	n/a	CS	5/20/2009	Geninorg	SW-846:6850	Perchlorate		0.307	µg/L				0.05	0.2	GELC
R-22	MP5A	1448.2	09-1968	GW22-09-8483	F	WG	n/a	CS	5/20/2009	Geninorg	SW-846:6850	Perchlorate		0.311	µg/L				0.05	0.2	GELC
R-22	MP5A	1448.2	09-1968	GW22-09-8485	F	WG	n/a	CS	5/20/2009	Geninorg	SW-846:6850	Perchlorate		0.29	µg/L				0.05	0.2	GELC
R-22	MP5A	1448.2	09-1968	GW22-09-8540	F	WG	n/a	CS	5/20/2009	Geninorg	SW-846:6850	Perchlorate		0.3	µg/L				0.05	0.2	GELC
R-22	MP5A	1448.2	09-1981	GW22-09-8487	F	WG	n/a	CS	5/20/2009	Geninorg	SW-846:6850	Perchlorate		0.292	µg/L				0.05	0.2	GELC
R-22	MP5A	1448.2	09-1981	GW22-09-8489	F	WG	n/a	CS	5/20/2009	Geninorg	SW-846:6850	Perchlorate		0.295	µg/L				0.05	0.2	GELC
R-22	MP5A	1448.2	09-1981	GW22-09-8491	F	WG	n/a	CS	5/20/2009	Geninorg	SW-846:6850	Perchlorate		0.282	µg/L				0.05	0.2	GELC
R-22	MP5A	1448.2	09-1981	GW22-09-8493	F	WG	n/a	CS	5/20/2009	Geninorg	SW-846:6850	Perchlorate		0.288	µg/L				0.05	0.2	GELC
R-22	MP5A	1448.2	09-1981	GW22-09-8545	UF	WG	FD	CS	5/20/2009	Voa	SW-846:8260B	Acetone	<	10	µg/L	U	UJ	V7c	3.5	10	GELC
R-22	MP5A	1448.2	09-1981	GW22-09-8545	UF	WG	FD	CS	5/20/2009	Voa	SW-846:8260B	Acetonitrile	<	25	µg/L	U	U	U_LAB	6.3	25	GELC
R-22	MP5A	1448.2	09-1981	GW22-09-8545	UF	WG	FD	CS	5/20/2009	Voa	SW-846:8260B	Acrolein	<	5	µg/L	U	U	U_LAB	1.3	5	GELC
R-22	MP5A	1448.2	09-1981	GW22-09-8545	UF	WG	FD	CS	5/20/2009	Voa	SW-846:8260B	Acrylonitrile	<	5	µg/L	U	U	U_LAB	1	5	GELC
R-22	MP5A	1448.2	09-1981	GW22-09-8545	UF	WG	FD	CS	5/20/2009	Voa	SW-846:8260B	Benzene	<	1	µg/L	U	U	U_LAB	0.3	1	GELC
R-22	MP5A	1448.2	09-1981	GW22-09-8545	UF	WG	FD	CS	5/20/2009	Voa	SW-846:8260B	Bromobenzene	<	1	µg/L	U	U	U_LAB	0.25	1	GELC
R-22	MP5A	1448.2	09-1981	GW22-09-8545	UF	WG	FD	CS	5/20/2009	Voa	SW-846:8260B	Bromochloromethane	<	1	µg/L	U	U	U_LAB	0.36	1	GELC
R-22	MP5A	1448.2	09-1981	GW22-09-8545	UF	WG	FD	CS	5/20/2009	Voa	SW-846:8260B	Bromodichloromethane	<	1	µg/L	U	U	U_LAB	0.25	1	GELC
R-22	MP5A	1448.2	09-1981	GW22-09-8545	UF	WG	FD	CS	5/20/2009	Voa	SW-846:8260B	Bromoform	<	1	µg/L	U	U	U_LAB	0.25	1	GELC
R-22	MP5A	1448.2	09-1981	GW22-09-8545	UF	WG	FD	CS	5/20/2009	Voa	SW-846:8260B	Bromomethane	<	1	µg/L	U	U	U_LAB	0.5	1	GELC
R-22	MP5A	1448.2	09-1981	GW22-09-8545	UF	WG	FD	CS	5/20/2009	Voa	SW-846:8260B	Butanone[2-]	<	5	µg/L	U	UJ	V7c	1.3	5	GELC
R-22	MP5A	1448.2	09-1981	GW22-09-8545	UF	WG	FD	CS	5/20/2009	Voa	SW-846:8260B	Butylbenzene[n-]	<	1	µg/L	U	U	U_LAB	0.25	1	GELC

Table B-3 (continued)

Location	Port Name	Port Depth (ft)	Request	Sample	Field Prep	Field Matrix	Field QC Type	Lab Sample Type	Date	Suite	Method	Analyte	Symbol	Result	Units	Lab Qual	2nd Qual	2nd Reason	MDL	Quant Limit	Lab
R-22	MP5A	1448.2	09-1981	GW22-09-8545	UF	WG	FD	CS	5/20/2009	Voa	SW-846:8260B	Butylbenzene[sec-]	<	1	µg/L	U	U	U_LAB	0.25	1	GELC
R-22	MP5A	1448.2	09-1981	GW22-09-8545	UF	WG	FD	CS	5/20/2009	Voa	SW-846:8260B	Butylbenzene[tert-]	<	1	µg/L	U	U	U_LAB	0.25	1	GELC
R-22	MP5A	1448.2	09-1981	GW22-09-8545	UF	WG	FD	CS	5/20/2009	Voa	SW-846:8260B	Carbon Disulfide	<	5	µg/L	U	U	U_LAB	1.3	5	GELC
R-22	MP5A	1448.2	09-1981	GW22-09-8545	UF	WG	FD	CS	5/20/2009	Voa	SW-846:8260B	Carbon Tetrachloride	<	1	µg/L	U	U	U_LAB	0.26	1	GELC
R-22	MP5A	1448.2	09-1981	GW22-09-8545	UF	WG	FD	CS	5/20/2009	Voa	SW-846:8260B	Chloro-1,3-butadiene[2-]	<	1	µg/L	U	U	U_LAB	0.3	1	GELC
R-22	MP5A	1448.2	09-1981	GW22-09-8545	UF	WG	FD	CS	5/20/2009	Voa	SW-846:8260B	Chloro-1-propene[3-]	<	5	µg/L	U	U	U_LAB	1.5	5	GELC
R-22	MP5A	1448.2	09-1981	GW22-09-8545	UF	WG	FD	CS	5/20/2009	Voa	SW-846:8260B	Chlorobenzene	<	1	µg/L	U	U	U_LAB	0.25	1	GELC
R-22	MP5A	1448.2	09-1981	GW22-09-8545	UF	WG	FD	CS	5/20/2009	Voa	SW-846:8260B	Chlorodibromomethane	<	1	µg/L	U	U	U_LAB	0.26	1	GELC
R-22	MP5A	1448.2	09-1981	GW22-09-8545	UF	WG	FD	CS	5/20/2009	Voa	SW-846:8260B	Chloroethane	<	1	µg/L	U	U	U_LAB	0.3	1	GELC
R-22	MP5A	1448.2	09-1981	GW22-09-8545	UF	WG	FD	CS	5/20/2009	Voa	SW-846:8260B	Chloroform	<	1	µg/L	U	U	U_LAB	0.25	1	GELC
R-22	MP5A	1448.2	09-1981	GW22-09-8545	UF	WG	FD	CS	5/20/2009	Voa	SW-846:8260B	Chloromethane	<	1	µg/L	U	U	U_LAB	0.3	1	GELC
R-22	MP5A	1448.2	09-1981	GW22-09-8545	UF	WG	FD	CS	5/20/2009	Voa	SW-846:8260B	Chlorotoluene[2-]	<	1	µg/L	U	U	U_LAB	0.25	1	GELC
R-22	MP5A	1448.2	09-1981	GW22-09-8545	UF	WG	FD	CS	5/20/2009	Voa	SW-846:8260B	Chlorotoluene[4-]	<	1	µg/L	U	U	U_LAB	0.25	1	GELC
R-22	MP5A	1448.2	09-1981	GW22-09-8545	UF	WG	FD	CS	5/20/2009	Voa	SW-846:8260B	Dibromo-3-Chloropropane[1,2-]	<	1	µg/L	U	U	U_LAB	0.5	1	GELC
R-22	MP5A	1448.2	09-1981	GW22-09-8545	UF	WG	FD	CS	5/20/2009	Voa	SW-846:8260B	Dibromoethane[1,2-]	<	1	µg/L	U	U	U_LAB	0.25	1	GELC
R-22	MP5A	1448.2	09-1981	GW22-09-8545	UF	WG	FD	CS	5/20/2009	Voa	SW-846:8260B	Dibromomethane	<	1	µg/L	U	U	U_LAB	0.3	1	GELC
R-22	MP5A	1448.2	09-1981	GW22-09-8545	UF	WG	FD	CS	5/20/2009	Voa	SW-846:8260B	Dichlorobenzene[1,2-]	<	1	µg/L	U	U	U_LAB	0.25	1	GELC
R-22	MP5A	1448.2	09-1981	GW22-09-8545	UF	WG	FD	CS	5/20/2009	Voa	SW-846:8260B	Dichlorobenzene[1,3-]	<	1	µg/L	U	U	U_LAB	0.25	1	GELC
R-22	MP5A	1448.2	09-1981	GW22-09-8545	UF	WG	FD	CS	5/20/2009	Voa	SW-846:8260B	Dichlorobenzene[1,4-]	<	1	µg/L	U	U	U_LAB	0.25	1	GELC
R-22	MP5A	1448.2	09-1981	GW22-09-8545	UF	WG	FD	CS	5/20/2009	Voa	SW-846:8260B	Dichlorodifluoromethane	<	1	µg/L	U	UJ	V7c	0.5	1	GELC
R-22	MP5A	1448.2	09-1981	GW22-09-8545	UF	WG	FD	CS	5/20/2009	Voa	SW-846:8260B	Dichloroethane[1,1-]	<	1	µg/L	U	U	U_LAB	0.3	1	GELC
R-22	MP5A	1448.2	09-1981	GW22-09-8545	UF	WG	FD	CS	5/20/2009	Voa	SW-846:8260B	Dichloroethane[1,2-]	<	1	µg/L	U	U	U_LAB	0.25	1	GELC
R-22	MP5A	1448.2	09-1981	GW22-09-8545	UF	WG	FD	CS	5/20/2009	Voa	SW-846:8260B	Dichloroethene[1,1-]	<	1	µg/L	U	U	U_LAB	0.3	1	GELC
R-22	MP5A	1448.2	09-1981	GW22-09-8545	UF	WG	FD	CS	5/20/2009	Voa	SW-846:8260B	Dichloroethene[cis-1,2-]	<	1	µg/L	U	U	U_LAB	0.3	1	GELC
R-22	MP5A	1448.2	09-1981	GW22-09-8545	UF	WG	FD	CS	5/20/2009	Voa	SW-846:8260B	Dichloroethene[trans-1,2-]	<	1	µg/L	U	U	U_LAB	0.3	1	GELC
R-22	MP5A	1448.2	09-1981	GW22-09-8545	UF	WG	FD	CS	5/20/2009	Voa	SW-846:8260B	Dichloropropane[1,2-]	<	1	µg/L	U	U	U_LAB	0.25	1	GELC
R-22	MP5A	1448.2	09-1981	GW22-09-8545	UF	WG	FD	CS	5/20/2009	Voa	SW-846:8260B	Dichloropropane[1,3-]	<	1	µg/L	U	U	U_LAB	0.25	1	GELC
R-22	MP5A	1448.2	09-1981	GW22-09-8545	UF	WG	FD	CS	5/20/2009	Voa	SW-846:8260B	Dichloropropane[2,2-]	<	1	µg/L	U	U	U_LAB	0.3	1	GELC
R-22	MP5A	1448.2	09-1981	GW22-09-8545	UF	WG	FD	CS	5/20/2009	Voa	SW-846:8260B	Dichloropropene[1,1-]	<	1	µg/L	U	U	U_LAB	0.25	1	GELC
R-22	MP5A	1448.2	09-1981	GW22-09-8545	UF	WG	FD	CS	5/20/2009	Voa	SW-846:8260B	Dichloropropene[cis-1,3-]	<	1	µg/L	U	U	U_LAB	0.25	1	GELC
R-22	MP5A	1448.2	09-1981	GW22-09-8545	UF	WG	FD	CS	5/20/2009	Voa	SW-846:8260B	Dichloropropene[trans-1,3-]	<	1	µg/L	U	U	U_LAB	0.25	1	GELC
R-22	MP5A	1448.2	09-1981	GW22-09-8545	UF	WG	FD	CS	5/20/2009	Voa	SW-846:8260B	Diethyl Ether	<	1	µg/L	U	U	U_LAB	0.3	1	GELC
R-22	MP5A	1448.2	09-1981	GW22-09-8545	UF	WG	FD	CS	5/20/2009	Voa	SW-846:8260B	Ethyl Methacrylate	<	5	µg/L	U	U	U_LAB	1	5	GELC
R-22	MP5A	1448.2	09-1981	GW22-09-8545	UF	WG	FD	CS	5/20/2009	Voa	SW-846:8260B	Ethylbenzene	<	1	µg/L	U	U	U_LAB	0.25	1	GELC
R-22	MP5A	1448.2	09-1981	GW22-09-8545	UF	WG	FD	CS	5/20/2009	Voa	SW-846:8260B	Hexachlorobutadiene	<	1	µg/L	U	U	U_LAB	0.44	1	GELC
R-22	MP5A	1448.2	09-1981	GW22-09-8545	UF	WG	FD	CS	5/20/2009	Voa	SW-846:8260B	Hexanone[2-]	<	5	µg/L	U	U	U_LAB	1.3	5	GELC
R-22	MP5A	1448.2	09-1981	GW22-09-8545	UF	WG	FD	CS	5/20/2009	Voa	SW-846:8260B	Iodomethane	<	5	µg/L	U	U	U_LAB	1.3	5	GELC
R-22	MP5A	1448.2	09-1981	GW22-09-8545	UF	WG	FD	CS	5/20/2009	Voa	SW-846:8260B	Isopropylbenzene	<	1	µg/L	U	U	U_LAB	0.25	1	GELC
R-22	MP5A	1448.2	09-1981	GW22-09-8545	UF	WG	FD	CS	5/20/2009	Voa	SW-846:8260B	Isopropyltoluene[4-]	<	1	µg/L	U	U	U_LAB	0.25	1	GELC

Table B-3 (continued)

Location	Port Name	Port Depth (ft)	Request	Sample	Field Prep	Field Matrix	Field QC Type	Lab Sample Type	Date	Suite	Method	Analyte	Symbol	Result	Units	Lab Qual	2nd Qual	2nd Reason	MDL	Quant Limit	Lab
R-22	MP5A	1448.2	09-1981	GW22-09-8545	UF	WG	FD	CS	5/20/2009	Voa	SW-846:8260B	Methacrylonitrile	<	5	µg/L	U	U	U_LAB	1	5	GELC
R-22	MP5A	1448.2	09-1981	GW22-09-8545	UF	WG	FD	CS	5/20/2009	Voa	SW-846:8260B	Methyl Methacrylate	<	5	µg/L	U	U	U_LAB	1	5	GELC
R-22	MP5A	1448.2	09-1981	GW22-09-8545	UF	WG	FD	CS	5/20/2009	Voa	SW-846:8260B	Methyl tert-Butyl Ether	<	1	µg/L	U	U	U_LAB	0.25	1	GELC
R-22	MP5A	1448.2	09-1981	GW22-09-8545	UF	WG	FD	CS	5/20/2009	Voa	SW-846:8260B	Methyl-2-pentanone[4-]	<	5	µg/L	U	U	U_LAB	1.3	5	GELC
R-22	MP5A	1448.2	09-1981	GW22-09-8545	UF	WG	FD	CS	5/20/2009	Voa	SW-846:8260B	Methylene Chloride	<	10	µg/L	U	U	U_LAB	3	10	GELC
R-22	MP5A	1448.2	09-1981	GW22-09-8545	UF	WG	FD	CS	5/20/2009	Voa	SW-846:8260B	Naphthalene	<	1	µg/L	U	U	U_LAB	0.25	1	GELC
R-22	MP5A	1448.2	09-1981	GW22-09-8545	UF	WG	FD	CS	5/20/2009	Voa	SW-846:8260B	Propionitrile	<	5	µg/L	U	U	U_LAB	1.5	5	GELC
R-22	MP5A	1448.2	09-1981	GW22-09-8545	UF	WG	FD	CS	5/20/2009	Voa	SW-846:8260B	Propylbenzene[1-]	<	1	µg/L	U	U	U_LAB	0.25	1	GELC
R-22	MP5A	1448.2	09-1981	GW22-09-8545	UF	WG	FD	CS	5/20/2009	Voa	SW-846:8260B	Styrene	<	1	µg/L	U	U	U_LAB	0.25	1	GELC
R-22	MP5A	1448.2	09-1981	GW22-09-8545	UF	WG	FD	CS	5/20/2009	Voa	SW-846:8260B	Tetrachloroethane[1,1,1,2-]	<	1	µg/L	U	U	U_LAB	0.3	1	GELC
R-22	MP5A	1448.2	09-1981	GW22-09-8545	UF	WG	FD	CS	5/20/2009	Voa	SW-846:8260B	Tetrachloroethane[1,1,2,2-]	<	1	µg/L	U	U	U_LAB	0.25	1	GELC
R-22	MP5A	1448.2	09-1981	GW22-09-8545	UF	WG	FD	CS	5/20/2009	Voa	SW-846:8260B	Tetrachloroethene	<	1	µg/L	U	U	U_LAB	0.45	1	GELC
R-22	MP5A	1448.2	09-1981	GW22-09-8545	UF	WG	FD	CS	5/20/2009	Voa	SW-846:8260B	Toluene	<	1	µg/L	U	U	U_LAB	0.25	1	GELC
R-22	MP5A	1448.2	09-1981	GW22-09-8545	UF	WG	FD	CS	5/20/2009	Voa	SW-846:8260B	Trichloro-1,2,2-trifluoroethane[1,1,2-]	<	5	µg/L	U	U	U_LAB	1	5	GELC
R-22	MP5A	1448.2	09-1981	GW22-09-8545	UF	WG	FD	CS	5/20/2009	Voa	SW-846:8260B	Trichlorobenzene[1,2,3-]	<	1	µg/L	U	U	U_LAB	0.33	1	GELC
R-22	MP5A	1448.2	09-1981	GW22-09-8545	UF	WG	FD	CS	5/20/2009	Voa	SW-846:8260B	Trichlorobenzene[1,2,4-]	<	1	µg/L	U	U	U_LAB	0.3	1	GELC
R-22	MP5A	1448.2	09-1981	GW22-09-8545	UF	WG	FD	CS	5/20/2009	Voa	SW-846:8260B	Trichloroethane[1,1,1-]	<	1	µg/L	U	U	U_LAB	0.33	1	GELC
R-22	MP5A	1448.2	09-1981	GW22-09-8545	UF	WG	FD	CS	5/20/2009	Voa	SW-846:8260B	Trichloroethane[1,1,2-]	<	1	µg/L	U	U	U_LAB	0.25	1	GELC
R-22	MP5A	1448.2	09-1981	GW22-09-8545	UF	WG	FD	CS	5/20/2009	Voa	SW-846:8260B	Trichloroethene	<	1	µg/L	U	U	U_LAB	0.25	1	GELC
R-22	MP5A	1448.2	09-1981	GW22-09-8545	UF	WG	FD	CS	5/20/2009	Voa	SW-846:8260B	Trichlorofluoromethane	<	1	µg/L	U	UJ	V7c	0.31	1	GELC
R-22	MP5A	1448.2	09-1981	GW22-09-8545	UF	WG	FD	CS	5/20/2009	Voa	SW-846:8260B	Trichloropropane[1,2,3-]	<	1	µg/L	U	U	U_LAB	0.3	1	GELC
R-22	MP5A	1448.2	09-1981	GW22-09-8545	UF	WG	FD	CS	5/20/2009	Voa	SW-846:8260B	Trimethylbenzene[1,2,4-]	<	1	µg/L	U	U	U_LAB	0.25	1	GELC
R-22	MP5A	1448.2	09-1981	GW22-09-8545	UF	WG	FD	CS	5/20/2009	Voa	SW-846:8260B	Trimethylbenzene[1,3,5-]	<	1	µg/L	U	U	U_LAB	0.25	1	GELC
R-22	MP5A	1448.2	09-1981	GW22-09-8545	UF	WG	FD	CS	5/20/2009	Voa	SW-846:8260B	Vinyl acetate	<	5	µg/L	U	U	U_LAB	1.5	5	GELC
R-22	MP5A	1448.2	09-1981	GW22-09-8545	UF	WG	FD	CS	5/20/2009	Voa	SW-846:8260B	Vinyl Chloride	<	1	µg/L	U	U	U_LAB	0.5	1	GELC
R-22	MP5A	1448.2	09-1981	GW22-09-8545	UF	WG	FD	CS	5/20/2009	Voa	SW-846:8260B	Xylene[1,2-]	<	1	µg/L	U	U	U_LAB	0.25	1	GELC
R-22	MP5A	1448.2	09-1981	GW22-09-8545	UF	WG	FD	CS	5/20/2009	Voa	SW-846:8260B	Xylene[1,3-]+Xylene[1,4-]	<	2	µg/L	U	U	U_LAB	0.43	2	GELC
R-22	MP5A	1448.2	09-1981	GW22-09-8546	F	WG	FD	CS	5/20/2009	Geninorg	SW-846:6850	Perchlorate		0.273	µg/L				0.05	0.2	GELC
R-22	MP5A	1448.2	09-1981	GW22-09-8567	UF	WG	n/a	CS	5/20/2009	Voa	SW-846:8260B	Acetone	<	10	µg/L	U	UJ	V7c	3.5	10	GELC
R-22	MP5A	1448.2	09-1981	GW22-09-8567	UF	WG	n/a	CS	5/20/2009	Voa	SW-846:8260B	Acetonitrile	<	25	µg/L	U	U	U_LAB	6.3	25	GELC
R-22	MP5A	1448.2	09-1981	GW22-09-8567	UF	WG	n/a	CS	5/20/2009	Voa	SW-846:8260B	Acrolein	<	5	µg/L	U	U	U_LAB	1.3	5	GELC
R-22	MP5A	1448.2	09-1981	GW22-09-8567	UF	WG	n/a	CS	5/20/2009	Voa	SW-846:8260B	Acrylonitrile	<	5	µg/L	U	U	U_LAB	1	5	GELC
R-22	MP5A	1448.2	09-1981	GW22-09-8567	UF	WG	n/a	CS	5/20/2009	Voa	SW-846:8260B	Benzene	<	1	µg/L	U	U	U_LAB	0.3	1	GELC
R-22	MP5A	1448.2	09-1981	GW22-09-8567	UF	WG	n/a	CS	5/20/2009	Voa	SW-846:8260B	Bromobenzene	<	1	µg/L	U	U	U_LAB	0.25	1	GELC
R-22	MP5A	1448.2	09-1981	GW22-09-8567	UF	WG	n/a	CS	5/20/2009	Voa	SW-846:8260B	Bromochloromethane	<	1	µg/L	U	U	U_LAB	0.36	1	GELC
R-22	MP5A	1448.2	09-1981	GW22-09-8567	UF	WG	n/a	CS	5/20/2009	Voa	SW-846:8260B	Bromodichloromethane	<	1	µg/L	U	U	U_LAB	0.25	1	GELC
R-22	MP5A	1448.2	09-1981	GW22-09-8567	UF	WG	n/a	CS	5/20/2009	Voa	SW-846:8260B	Bromoform	<	1	µg/L	U	U	U_LAB	0.25	1	GELC
R-22	MP5A	1448.2	09-1981	GW22-09-8567	UF	WG	n/a	CS	5/20/2009	Voa	SW-846:8260B	Bromomethane	<	1	µg/L	U	U	U_LAB	0.5	1	GELC
R-22	MP5A	1448.2	09-1981	GW22-09-8567	UF	WG	n/a	CS	5/20/2009	Voa	SW-846:8260B	Butanone[2-]	<	5	µg/L	U	UJ	V7c	1.3	5	GELC

Table B-3 (continued)

Location	Port Name	Port Depth (ft)	Request	Sample	Field Prep	Field Matrix	Field QC Type	Lab Sample Type	Date	Suite	Method	Analyte	Symbol	Result	Units	Lab Qual	2nd Qual	2nd Reason	MDL	Quant Limit	Lab
R-22	MP5A	1448.2	09-1981	GW22-09-8567	UF	WG	n/a	CS	5/20/2009	Voa	SW-846:8260B	Butylbenzene[n-]	<	1	µg/L	U	U	U_LAB	0.25	1	GELC
R-22	MP5A	1448.2	09-1981	GW22-09-8567	UF	WG	n/a	CS	5/20/2009	Voa	SW-846:8260B	Butylbenzene[sec-]	<	1	µg/L	U	U	U_LAB	0.25	1	GELC
R-22	MP5A	1448.2	09-1981	GW22-09-8567	UF	WG	n/a	CS	5/20/2009	Voa	SW-846:8260B	Butylbenzene[tert-]	<	1	µg/L	U	U	U_LAB	0.25	1	GELC
R-22	MP5A	1448.2	09-1981	GW22-09-8567	UF	WG	n/a	CS	5/20/2009	Voa	SW-846:8260B	Carbon Disulfide	<	5	µg/L	U	U	U_LAB	1.3	5	GELC
R-22	MP5A	1448.2	09-1981	GW22-09-8567	UF	WG	n/a	CS	5/20/2009	Voa	SW-846:8260B	Carbon Tetrachloride	<	1	µg/L	U	U	U_LAB	0.26	1	GELC
R-22	MP5A	1448.2	09-1981	GW22-09-8567	UF	WG	n/a	CS	5/20/2009	Voa	SW-846:8260B	Chloro-1,3-butadiene[2-]	<	1	µg/L	U	U	U_LAB	0.3	1	GELC
R-22	MP5A	1448.2	09-1981	GW22-09-8567	UF	WG	n/a	CS	5/20/2009	Voa	SW-846:8260B	Chloro-1-propene[3-]	<	5	µg/L	U	U	U_LAB	1.5	5	GELC
R-22	MP5A	1448.2	09-1981	GW22-09-8567	UF	WG	n/a	CS	5/20/2009	Voa	SW-846:8260B	Chlorobenzene	<	1	µg/L	U	U	U_LAB	0.25	1	GELC
R-22	MP5A	1448.2	09-1981	GW22-09-8567	UF	WG	n/a	CS	5/20/2009	Voa	SW-846:8260B	Chlorodibromomethane	<	1	µg/L	U	U	U_LAB	0.26	1	GELC
R-22	MP5A	1448.2	09-1981	GW22-09-8567	UF	WG	n/a	CS	5/20/2009	Voa	SW-846:8260B	Chloroethane	<	1	µg/L	U	U	U_LAB	0.3	1	GELC
R-22	MP5A	1448.2	09-1981	GW22-09-8567	UF	WG	n/a	CS	5/20/2009	Voa	SW-846:8260B	Chloroform	<	1	µg/L	U	U	U_LAB	0.25	1	GELC
R-22	MP5A	1448.2	09-1981	GW22-09-8567	UF	WG	n/a	CS	5/20/2009	Voa	SW-846:8260B	Chloromethane	<	1	µg/L	U	U	U_LAB	0.3	1	GELC
R-22	MP5A	1448.2	09-1981	GW22-09-8567	UF	WG	n/a	CS	5/20/2009	Voa	SW-846:8260B	Chlorotoluene[2-]	<	1	µg/L	U	U	U_LAB	0.25	1	GELC
R-22	MP5A	1448.2	09-1981	GW22-09-8567	UF	WG	n/a	CS	5/20/2009	Voa	SW-846:8260B	Chlorotoluene[4-]	<	1	µg/L	U	U	U_LAB	0.25	1	GELC
R-22	MP5A	1448.2	09-1981	GW22-09-8567	UF	WG	n/a	CS	5/20/2009	Voa	SW-846:8260B	Dibromo-3-Chloropropane[1,2-]	<	1	µg/L	U	U	U_LAB	0.5	1	GELC
R-22	MP5A	1448.2	09-1981	GW22-09-8567	UF	WG	n/a	CS	5/20/2009	Voa	SW-846:8260B	Dibromoethane[1,2-]	<	1	µg/L	U	U	U_LAB	0.25	1	GELC
R-22	MP5A	1448.2	09-1981	GW22-09-8567	UF	WG	n/a	CS	5/20/2009	Voa	SW-846:8260B	Dibromomethane	<	1	µg/L	U	U	U_LAB	0.3	1	GELC
R-22	MP5A	1448.2	09-1981	GW22-09-8567	UF	WG	n/a	CS	5/20/2009	Voa	SW-846:8260B	Dichlorobenzene[1,2-]	<	1	µg/L	U	U	U_LAB	0.25	1	GELC
R-22	MP5A	1448.2	09-1981	GW22-09-8567	UF	WG	n/a	CS	5/20/2009	Voa	SW-846:8260B	Dichlorobenzene[1,3-]	<	1	µg/L	U	U	U_LAB	0.25	1	GELC
R-22	MP5A	1448.2	09-1981	GW22-09-8567	UF	WG	n/a	CS	5/20/2009	Voa	SW-846:8260B	Dichlorobenzene[1,4-]	<	1	µg/L	U	U	U_LAB	0.25	1	GELC
R-22	MP5A	1448.2	09-1981	GW22-09-8567	UF	WG	n/a	CS	5/20/2009	Voa	SW-846:8260B	Dichlorodifluoromethane	<	1	µg/L	U	UJ	V7c	0.5	1	GELC
R-22	MP5A	1448.2	09-1981	GW22-09-8567	UF	WG	n/a	CS	5/20/2009	Voa	SW-846:8260B	Dichloroethane[1,1-]	<	1	µg/L	U	U	U_LAB	0.3	1	GELC
R-22	MP5A	1448.2	09-1981	GW22-09-8567	UF	WG	n/a	CS	5/20/2009	Voa	SW-846:8260B	Dichloroethane[1,2-]	<	1	µg/L	U	U	U_LAB	0.25	1	GELC
R-22	MP5A	1448.2	09-1981	GW22-09-8567	UF	WG	n/a	CS	5/20/2009	Voa	SW-846:8260B	Dichloroethene[1,1-]	<	1	µg/L	U	U	U_LAB	0.3	1	GELC
R-22	MP5A	1448.2	09-1981	GW22-09-8567	UF	WG	n/a	CS	5/20/2009	Voa	SW-846:8260B	Dichloroethene[cis-1,2-]	<	1	µg/L	U	U	U_LAB	0.3	1	GELC
R-22	MP5A	1448.2	09-1981	GW22-09-8567	UF	WG	n/a	CS	5/20/2009	Voa	SW-846:8260B	Dichloroethene[trans-1,2-]	<	1	µg/L	U	U	U_LAB	0.3	1	GELC
R-22	MP5A	1448.2	09-1981	GW22-09-8567	UF	WG	n/a	CS	5/20/2009	Voa	SW-846:8260B	Dichloropropane[1,2-]	<	1	µg/L	U	U	U_LAB	0.25	1	GELC
R-22	MP5A	1448.2	09-1981	GW22-09-8567	UF	WG	n/a	CS	5/20/2009	Voa	SW-846:8260B	Dichloropropane[1,3-]	<	1	µg/L	U	U	U_LAB	0.25	1	GELC
R-22	MP5A	1448.2	09-1981	GW22-09-8567	UF	WG	n/a	CS	5/20/2009	Voa	SW-846:8260B	Dichloropropane[2,2-]	<	1	µg/L	U	U	U_LAB	0.3	1	GELC
R-22	MP5A	1448.2	09-1981	GW22-09-8567	UF	WG	n/a	CS	5/20/2009	Voa	SW-846:8260B	Dichloropropene[1,1-]	<	1	µg/L	U	U	U_LAB	0.25	1	GELC
R-22	MP5A	1448.2	09-1981	GW22-09-8567	UF	WG	n/a	CS	5/20/2009	Voa	SW-846:8260B	Dichloropropene[cis-1,3-]	<	1	µg/L	U	U	U_LAB	0.25	1	GELC
R-22	MP5A	1448.2	09-1981	GW22-09-8567	UF	WG	n/a	CS	5/20/2009	Voa	SW-846:8260B	Dichloropropene[trans-1,3-]	<	1	µg/L	U	U	U_LAB	0.25	1	GELC
R-22	MP5A	1448.2	09-1981	GW22-09-8567	UF	WG	n/a	CS	5/20/2009	Voa	SW-846:8260B	Diethyl Ether	<	1	µg/L	U	U	U_LAB	0.3	1	GELC
R-22	MP5A	1448.2	09-1981	GW22-09-8567	UF	WG	n/a	CS	5/20/2009	Voa	SW-846:8260B	Ethyl Methacrylate	<	5	µg/L	U	U	U_LAB	1	5	GELC
R-22	MP5A	1448.2	09-1981	GW22-09-8567	UF	WG	n/a	CS	5/20/2009	Voa	SW-846:8260B	Ethylbenzene	<	1	µg/L	U	U	U_LAB	0.25	1	GELC
R-22	MP5A	1448.2	09-1981	GW22-09-8567	UF	WG	n/a	CS	5/20/2009	Voa	SW-846:8260B	Hexachlorobutadiene	<	1	µg/L	U	U	U_LAB	0.44	1	GELC
R-22	MP5A	1448.2	09-1981	GW22-09-8567	UF	WG	n/a	CS	5/20/2009	Voa	SW-846:8260B	Hexanone[2-]	<	5	µg/L	U	U	U_LAB	1.3	5	GELC
R-22	MP5A	1448.2	09-1981	GW22-09-8567	UF	WG	n/a	CS	5/20/2009	Voa	SW-846:8260B	Iodomethane	<	5	µg/L	U	U	U_LAB	1.3	5	GELC
R-22	MP5A	1448.2	09-1981	GW22-09-8567	UF	WG	n/a	CS	5/20/2009	Voa	SW-846:8260B	Isopropylbenzene	<	1	µg/L	U	U	U_LAB	0.25	1	GELC

Table B-3 (continued)

Location	Port Name	Port Depth (ft)	Request	Sample	Field Prep	Field Matrix	Field QC Type	Lab Sample Type	Date	Suite	Method	Analyte	Symbol	Result	Units	Lab Qual	2nd Qual	2nd Reason	MDL	Quant Limit	Lab
R-22	MP5A	1448.2	09-1981	GW22-09-8567	UF	WG	n/a	CS	5/20/2009	Voa	SW-846:8260B	Isopropyltoluene[4-]	<	1	µg/L	U	U	U_LAB	0.25	1	GELC
R-22	MP5A	1448.2	09-1981	GW22-09-8567	UF	WG	n/a	CS	5/20/2009	Voa	SW-846:8260B	Methacrylonitrile	<	5	µg/L	U	U	U_LAB	1	5	GELC
R-22	MP5A	1448.2	09-1981	GW22-09-8567	UF	WG	n/a	CS	5/20/2009	Voa	SW-846:8260B	Methyl Methacrylate	<	5	µg/L	U	U	U_LAB	1	5	GELC
R-22	MP5A	1448.2	09-1981	GW22-09-8567	UF	WG	n/a	CS	5/20/2009	Voa	SW-846:8260B	Methyl tert-Butyl Ether	<	1	µg/L	U	U	U_LAB	0.25	1	GELC
R-22	MP5A	1448.2	09-1981	GW22-09-8567	UF	WG	n/a	CS	5/20/2009	Voa	SW-846:8260B	Methyl-2-pentanone[4-]	<	5	µg/L	U	U	U_LAB	1.3	5	GELC
R-22	MP5A	1448.2	09-1981	GW22-09-8567	UF	WG	n/a	CS	5/20/2009	Voa	SW-846:8260B	Methylene Chloride	<	10	µg/L	U	U	U_LAB	3	10	GELC
R-22	MP5A	1448.2	09-1981	GW22-09-8567	UF	WG	n/a	CS	5/20/2009	Voa	SW-846:8260B	Naphthalene	<	1	µg/L	U	U	U_LAB	0.25	1	GELC
R-22	MP5A	1448.2	09-1981	GW22-09-8567	UF	WG	n/a	CS	5/20/2009	Voa	SW-846:8260B	Propionitrile	<	5	µg/L	U	U	U_LAB	1.5	5	GELC
R-22	MP5A	1448.2	09-1981	GW22-09-8567	UF	WG	n/a	CS	5/20/2009	Voa	SW-846:8260B	Propylbenzene[1-]	<	1	µg/L	U	U	U_LAB	0.25	1	GELC
R-22	MP5A	1448.2	09-1981	GW22-09-8567	UF	WG	n/a	CS	5/20/2009	Voa	SW-846:8260B	Styrene	<	1	µg/L	U	U	U_LAB	0.25	1	GELC
R-22	MP5A	1448.2	09-1981	GW22-09-8567	UF	WG	n/a	CS	5/20/2009	Voa	SW-846:8260B	Tetrachloroethane[1,1,1,2-]	<	1	µg/L	U	U	U_LAB	0.3	1	GELC
R-22	MP5A	1448.2	09-1981	GW22-09-8567	UF	WG	n/a	CS	5/20/2009	Voa	SW-846:8260B	Tetrachloroethane[1,1,2,2-]	<	1	µg/L	U	U	U_LAB	0.25	1	GELC
R-22	MP5A	1448.2	09-1981	GW22-09-8567	UF	WG	n/a	CS	5/20/2009	Voa	SW-846:8260B	Tetrachloroethene	<	1	µg/L	U	U	U_LAB	0.45	1	GELC
R-22	MP5A	1448.2	09-1981	GW22-09-8567	UF	WG	n/a	CS	5/20/2009	Voa	SW-846:8260B	Toluene	<	1	µg/L	U	U	U_LAB	0.25	1	GELC
R-22	MP5A	1448.2	09-1981	GW22-09-8567	UF	WG	n/a	CS	5/20/2009	Voa	SW-846:8260B	Trichloro-1,2,2-trifluoroethane[1,1,2-]	<	5	µg/L	U	U	U_LAB	1	5	GELC
R-22	MP5A	1448.2	09-1981	GW22-09-8567	UF	WG	n/a	CS	5/20/2009	Voa	SW-846:8260B	Trichlorobenzene[1,2,3-]	<	1	µg/L	U	U	U_LAB	0.33	1	GELC
R-22	MP5A	1448.2	09-1981	GW22-09-8567	UF	WG	n/a	CS	5/20/2009	Voa	SW-846:8260B	Trichlorobenzene[1,2,4-]	<	1	µg/L	U	U	U_LAB	0.3	1	GELC
R-22	MP5A	1448.2	09-1981	GW22-09-8567	UF	WG	n/a	CS	5/20/2009	Voa	SW-846:8260B	Trichloroethane[1,1,1-]	<	1	µg/L	U	U	U_LAB	0.33	1	GELC
R-22	MP5A	1448.2	09-1981	GW22-09-8567	UF	WG	n/a	CS	5/20/2009	Voa	SW-846:8260B	Trichloroethane[1,1,2-]	<	1	µg/L	U	U	U_LAB	0.25	1	GELC
R-22	MP5A	1448.2	09-1981	GW22-09-8567	UF	WG	n/a	CS	5/20/2009	Voa	SW-846:8260B	Trichloroethene	<	1	µg/L	U	U	U_LAB	0.25	1	GELC
R-22	MP5A	1448.2	09-1981	GW22-09-8567	UF	WG	n/a	CS	5/20/2009	Voa	SW-846:8260B	Trichlorofluoromethane	<	1	µg/L	U	UJ	V7c	0.31	1	GELC
R-22	MP5A	1448.2	09-1981	GW22-09-8567	UF	WG	n/a	CS	5/20/2009	Voa	SW-846:8260B	Trichloropropane[1,2,3-]	<	1	µg/L	U	U	U_LAB	0.3	1	GELC
R-22	MP5A	1448.2	09-1981	GW22-09-8567	UF	WG	n/a	CS	5/20/2009	Voa	SW-846:8260B	Trimethylbenzene[1,2,4-]	<	1	µg/L	U	U	U_LAB	0.25	1	GELC
R-22	MP5A	1448.2	09-1981	GW22-09-8567	UF	WG	n/a	CS	5/20/2009	Voa	SW-846:8260B	Trimethylbenzene[1,3,5-]	<	1	µg/L	U	U	U_LAB	0.25	1	GELC
R-22	MP5A	1448.2	09-1981	GW22-09-8567	UF	WG	n/a	CS	5/20/2009	Voa	SW-846:8260B	Vinyl acetate	<	5	µg/L	U	U	U_LAB	1.5	5	GELC
R-22	MP5A	1448.2	09-1981	GW22-09-8567	UF	WG	n/a	CS	5/20/2009	Voa	SW-846:8260B	Vinyl Chloride	<	1	µg/L	U	U	U_LAB	0.5	1	GELC
R-22	MP5A	1448.2	09-1981	GW22-09-8567	UF	WG	n/a	CS	5/20/2009	Voa	SW-846:8260B	Xylene[1,2-]	<	1	µg/L	U	U	U_LAB	0.25	1	GELC
R-22	MP5A	1448.2	09-1981	GW22-09-8567	UF	WG	n/a	CS	5/20/2009	Voa	SW-846:8260B	Xylene[1,3-]+Xylene[1,4-]	<	2	µg/L	U	U	U_LAB	0.43	2	GELC
R-22	MP5A	1448.2	09-1981	GW22-09-8568	F	WG	n/a	CS	5/20/2009	Geninorg	SW-846:6850	Perchlorate		0.286	µg/L				0.05	0.2	GELC
R-22	MP5A	1448.2	09-2015	GW22-09-8495	F	WG	n/a	CS	5/26/2009	Geninorg	SW-846:6850	Perchlorate		0.266	µg/L				0.05	0.2	GELC
R-22	MP5A	1448.2	09-2015	GW22-09-8497	F	WG	n/a	CS	5/26/2009	Geninorg	SW-846:6850	Perchlorate		0.298	µg/L				0.05	0.2	GELC
R-22	MP5A	1448.2	09-2015	GW22-09-8503	F	WG	n/a	CS	5/26/2009	Geninorg	SW-846:6850	Perchlorate		0.319	µg/L				0.05	0.2	GELC
R-22	MP5A	1448.2	09-2015	GW22-09-8505	F	WG	n/a	CS	5/26/2009	Geninorg	SW-846:6850	Perchlorate		0.276	µg/L				0.05	0.2	GELC
R-22	MP5A	1448.2	09-2015	GW22-09-8507	F	WG	n/a	CS	5/26/2009	Geninorg	SW-846:6850	Perchlorate		0.27	µg/L				0.05	0.2	GELC
R-22	MP5A	1448.2	09-2015	GW22-09-8517	F	WG	n/a	CS	5/26/2009	Geninorg	SW-846:6850	Perchlorate		0.254	µg/L				0.05	0.2	GELC
R-22	MP5A	1448.2	09-2015	GW22-09-8525	F	WG	n/a	CS	5/26/2009	Geninorg	SW-846:6850	Perchlorate		0.242	µg/L				0.05	0.2	GELC
R-22	MP5A	1448.2	09-2016	GW22-09-8486	UF	WG	n/a	CS	5/20/2009	Rad	LLEE	Tritium	<	0.12772	pCi/L	U	U	R5	n/a	n/a	UMTL
R-22	MP5A	1448.2	09-2016	GW22-09-8488	UF	WG	n/a	CS	5/20/2009	Rad	LLEE	Tritium	<	-0.03193	pCi/L	U	U	R5	n/a	n/a	UMTL
R-22	MP5A	1448.2	09-2016	GW22-09-8490	UF	WG	n/a	CS	5/20/2009	Rad	LLEE	Tritium	<	0	pCi/L	U	U	R5	n/a	n/a	UMTL

Table B-3 (continued)

Location	Port Name	Port Depth (ft)	Request	Sample	Field Prep	Field Matrix	Field QC Type	Lab Sample Type	Date	Suite	Method	Analyte	Symbol	Result	Units	Lab Qual	2nd Qual	2nd Reason	MDL	Quant Limit	Lab
R-22	MP5A	1448.2	09-2016	GW22-09-8492	UF	WG	n/a	CS	5/20/2009	Rad	LLEE	Tritium	<	-0.22351	pCi/L	U	U	R5	n/a	n/a	UMTL
R-22	MP5A	1448.2	09-2016	GW22-09-8494	UF	WG	n/a	CS	5/26/2009	Rad	LLEE	Tritium	<	0.19158	pCi/L	U	U	R5	n/a	n/a	UMTL
R-22	MP5A	1448.2	09-2016	GW22-09-8496	UF	WG	n/a	CS	5/26/2009	Rad	LLEE	Tritium	<	0.3193	pCi/L		U	R11	n/a	n/a	UMTL
R-22	MP5A	1448.2	09-2016	GW22-09-8502	UF	WG	n/a	CS	5/26/2009	Rad	LLEE	Tritium	<	0.22351	pCi/L	U	U	R5	n/a	n/a	UMTL
R-22	MP5A	1448.2	09-2016	GW22-09-8504	UF	WG	n/a	CS	5/26/2009	Rad	LLEE	Tritium	<	-0.09579	pCi/L	U	U	R5	n/a	n/a	UMTL
R-22	MP5A	1448.2	09-2016	GW22-09-8506	UF	WG	n/a	CS	5/26/2009	Rad	LLEE	Tritium	<	-0.22351	pCi/L	U	U	R5	n/a	n/a	UMTL
R-22	MP5A	1448.2	09-2016	GW22-09-8516	UF	WG	n/a	CS	5/26/2009	Rad	LLEE	Tritium	<	0.25544	pCi/L	U	U	R5	n/a	n/a	UMTL
R-22	MP5A	1448.2	09-2016	GW22-09-8524	UF	WG	n/a	CS	5/26/2009	Rad	LLEE	Tritium	<	0.09579	pCi/L	U	U	R5	n/a	n/a	UMTL
R-22	MP5A	1448.2	09-2016	GW22-09-8545	UF	WG	FD	CS	5/20/2009	Rad	LLEE	Tritium	<	0.12772	pCi/L	U	U	R5	n/a	n/a	UMTL
R-22	MP5A	1448.2	09-2016	GW22-09-8567	UF	WG	n/a	CS	5/20/2009	Rad	LLEE	Tritium	<	0.28737	pCi/L	U	U	R5	n/a	n/a	UMTL
R-22	MP5A	1448.2	09-2049	GW22-09-8498	UF	WG	n/a	CS	5/26/2009	Voa	SW-846:8260B	Acetone	<	10	µg/L	U	UJ	V7c	3.5	10	GELC
R-22	MP5A	1448.2	09-2049	GW22-09-8498	UF	WG	n/a	CS	5/26/2009	Voa	SW-846:8260B	Acrolein	<	5	µg/L	U	U	U_LAB	1.3	5	GELC
R-22	MP5A	1448.2	09-2049	GW22-09-8498	UF	WG	n/a	CS	5/26/2009	Voa	SW-846:8260B	Acrylonitrile	<	5	µg/L	U	U	U_LAB	1	5	GELC
R-22	MP5A	1448.2	09-2049	GW22-09-8498	UF	WG	n/a	CS	5/26/2009	Voa	SW-846:8260B	Benzene	<	1	µg/L	U	U	U_LAB	0.3	1	GELC
R-22	MP5A	1448.2	09-2049	GW22-09-8498	UF	WG	n/a	CS	5/26/2009	Voa	SW-846:8260B	Bromobenzene	<	1	µg/L	U	U	U_LAB	0.25	1	GELC
R-22	MP5A	1448.2	09-2049	GW22-09-8498	UF	WG	n/a	CS	5/26/2009	Voa	SW-846:8260B	Bromochloromethane	<	1	µg/L	U	U	U_LAB	0.36	1	GELC
R-22	MP5A	1448.2	09-2049	GW22-09-8498	UF	WG	n/a	CS	5/26/2009	Voa	SW-846:8260B	Bromodichloromethane	<	1	µg/L	U	U	U_LAB	0.25	1	GELC
R-22	MP5A	1448.2	09-2049	GW22-09-8498	UF	WG	n/a	CS	5/26/2009	Voa	SW-846:8260B	Bromoform	<	1	µg/L	U	UJ	V7c	0.25	1	GELC
R-22	MP5A	1448.2	09-2049	GW22-09-8498	UF	WG	n/a	CS	5/26/2009	Voa	SW-846:8260B	Bromomethane	<	1	µg/L	U	U	U_LAB	0.5	1	GELC
R-22	MP5A	1448.2	09-2049	GW22-09-8498	UF	WG	n/a	CS	5/26/2009	Voa	SW-846:8260B	Butanone[2-]	<	5	µg/L	U	UJ	V7c	1.3	5	GELC
R-22	MP5A	1448.2	09-2049	GW22-09-8498	UF	WG	n/a	CS	5/26/2009	Voa	SW-846:8260B	Butylbenzene[n-]	<	1	µg/L	U	U	U_LAB	0.25	1	GELC
R-22	MP5A	1448.2	09-2049	GW22-09-8498	UF	WG	n/a	CS	5/26/2009	Voa	SW-846:8260B	Butylbenzene[sec-]	<	1	µg/L	U	U	U_LAB	0.25	1	GELC
R-22	MP5A	1448.2	09-2049	GW22-09-8498	UF	WG	n/a	CS	5/26/2009	Voa	SW-846:8260B	Butylbenzene[tert-]	<	1	µg/L	U	U	U_LAB	0.25	1	GELC
R-22	MP5A	1448.2	09-2049	GW22-09-8498	UF	WG	n/a	CS	5/26/2009	Voa	SW-846:8260B	Carbon Disulfide	<	5	µg/L	U	U	U_LAB	1.3	5	GELC
R-22	MP5A	1448.2	09-2049	GW22-09-8498	UF	WG	n/a	CS	5/26/2009	Voa	SW-846:8260B	Carbon Tetrachloride	<	1	µg/L	U	U	U_LAB	0.26	1	GELC
R-22	MP5A	1448.2	09-2049	GW22-09-8498	UF	WG	n/a	CS	5/26/2009	Voa	SW-846:8260B	Chloro-1,3-butadiene[2-]	<	1	µg/L	U	U	U_LAB	0.3	1	GELC
R-22	MP5A	1448.2	09-2049	GW22-09-8498	UF	WG	n/a	CS	5/26/2009	Voa	SW-846:8260B	Chloro-1-propene[3-]	<	5	µg/L	U	U	U_LAB	1.5	5	GELC
R-22	MP5A	1448.2	09-2049	GW22-09-8498	UF	WG	n/a	CS	5/26/2009	Voa	SW-846:8260B	Chlorobenzene	<	1	µg/L	U	U	U_LAB	0.25	1	GELC
R-22	MP5A	1448.2	09-2049	GW22-09-8498	UF	WG	n/a	CS	5/26/2009	Voa	SW-846:8260B	Chlorodibromomethane	<	1	µg/L	U	U	U_LAB	0.26	1	GELC
R-22	MP5A	1448.2	09-2049	GW22-09-8498	UF	WG	n/a	CS	5/26/2009	Voa	SW-846:8260B	Chloroethane	<	1	µg/L	U	U	U_LAB	0.3	1	GELC
R-22	MP5A	1448.2	09-2049	GW22-09-8498	UF	WG	n/a	CS	5/26/2009	Voa	SW-846:8260B	Chloroform	<	1	µg/L	U	U	U_LAB	0.25	1	GELC
R-22	MP5A	1448.2	09-2049	GW22-09-8498	UF	WG	n/a	CS	5/26/2009	Voa	SW-846:8260B	Chloromethane	<	1	µg/L	U	U	U_LAB	0.3	1	GELC
R-22	MP5A	1448.2	09-2049	GW22-09-8498	UF	WG	n/a	CS	5/26/2009	Voa	SW-846:8260B	Chlorotoluene[2-]	<	1	µg/L	U	U	U_LAB	0.25	1	GELC
R-22	MP5A	1448.2	09-2049	GW22-09-8498	UF	WG	n/a	CS	5/26/2009	Voa	SW-846:8260B	Chlorotoluene[4-]	<	1	µg/L	U	U	U_LAB	0.25	1	GELC
R-22	MP5A	1448.2	09-2049	GW22-09-8498	UF	WG	n/a	CS	5/26/2009	Voa	SW-846:8260B	Dibromo-3-Chloropropane[1,2-]	<	1	µg/L	U	U	U_LAB	0.5	1	GELC
R-22	MP5A	1448.2	09-2049	GW22-09-8498	UF	WG	n/a	CS	5/26/2009	Voa	SW-846:8260B	Dibromoethane[1,2-]	<	1	µg/L	U	U	U_LAB	0.25	1	GELC
R-22	MP5A	1448.2	09-2049	GW22-09-8498	UF	WG	n/a	CS	5/26/2009	Voa	SW-846:8260B	Dibromomethane	<	1	µg/L	U	U	U_LAB	0.3	1	GELC
R-22	MP5A	1448.2	09-2049	GW22-09-8498	UF	WG	n/a	CS	5/26/2009	Voa	SW-846:8260B	Dichlorobenzene[1,2-]	<	1	µg/L	U	U	U_LAB	0.25	1	GELC
R-22	MP5A	1448.2	09-2049	GW22-09-8498	UF	WG	n/a	CS	5/26/2009	Voa	SW-846:8260B	Dichlorobenzene[1,3-]	<	1	µg/L	U	U	U_LAB	0.25	1	GELC

Table B-3 (continued)

Location	Port Name	Port Depth (ft)	Request	Sample	Field Prep	Field Matrix	Field QC Type	Lab Sample Type	Date	Suite	Method	Analyte	Symbol	Result	Units	Lab Qual	2nd Qual	2nd Reason	MDL	Quant Limit	Lab
R-22	MP5A	1448.2	09-2049	GW22-09-8498	UF	WG	n/a	CS	5/26/2009	Voa	SW-846:8260B	Dichlorobenzene[1,4-]	<	1	µg/L	U	U	U_LAB	0.25	1	GELC
R-22	MP5A	1448.2	09-2049	GW22-09-8498	UF	WG	n/a	CS	5/26/2009	Voa	SW-846:8260B	Dichlorodifluoromethane	<	1	µg/L	U	U	U_LAB	0.5	1	GELC
R-22	MP5A	1448.2	09-2049	GW22-09-8498	UF	WG	n/a	CS	5/26/2009	Voa	SW-846:8260B	Dichloroethane[1,1-]	<	1	µg/L	U	U	U_LAB	0.3	1	GELC
R-22	MP5A	1448.2	09-2049	GW22-09-8498	UF	WG	n/a	CS	5/26/2009	Voa	SW-846:8260B	Dichloroethane[1,2-]	<	1	µg/L	U	U	U_LAB	0.25	1	GELC
R-22	MP5A	1448.2	09-2049	GW22-09-8498	UF	WG	n/a	CS	5/26/2009	Voa	SW-846:8260B	Dichloroethene[1,1-]	<	1	µg/L	U	U	U_LAB	0.3	1	GELC
R-22	MP5A	1448.2	09-2049	GW22-09-8498	UF	WG	n/a	CS	5/26/2009	Voa	SW-846:8260B	Dichloroethene[cis-1,2-]	<	1	µg/L	U	U	U_LAB	0.3	1	GELC
R-22	MP5A	1448.2	09-2049	GW22-09-8498	UF	WG	n/a	CS	5/26/2009	Voa	SW-846:8260B	Dichloroethene[trans-1,2-]	<	1	µg/L	U	U	U_LAB	0.3	1	GELC
R-22	MP5A	1448.2	09-2049	GW22-09-8498	UF	WG	n/a	CS	5/26/2009	Voa	SW-846:8260B	Dichloropropane[1,2-]	<	1	µg/L	U	U	U_LAB	0.25	1	GELC
R-22	MP5A	1448.2	09-2049	GW22-09-8498	UF	WG	n/a	CS	5/26/2009	Voa	SW-846:8260B	Dichloropropane[1,3-]	<	1	µg/L	U	U	U_LAB	0.25	1	GELC
R-22	MP5A	1448.2	09-2049	GW22-09-8498	UF	WG	n/a	CS	5/26/2009	Voa	SW-846:8260B	Dichloropropane[2,2-]	<	1	µg/L	U	U	U_LAB	0.3	1	GELC
R-22	MP5A	1448.2	09-2049	GW22-09-8498	UF	WG	n/a	CS	5/26/2009	Voa	SW-846:8260B	Dichloropropene[1,1-]	<	1	µg/L	U	U	U_LAB	0.25	1	GELC
R-22	MP5A	1448.2	09-2049	GW22-09-8498	UF	WG	n/a	CS	5/26/2009	Voa	SW-846:8260B	Dichloropropene[cis-1,3-]	<	1	µg/L	U	U	U_LAB	0.25	1	GELC
R-22	MP5A	1448.2	09-2049	GW22-09-8498	UF	WG	n/a	CS	5/26/2009	Voa	SW-846:8260B	Dichloropropene[trans-1,3-]	<	1	µg/L	U	U	U_LAB	0.25	1	GELC
R-22	MP5A	1448.2	09-2049	GW22-09-8498	UF	WG	n/a	CS	5/26/2009	Voa	SW-846:8260B	Diethyl Ether	<	1	µg/L	U	U	U_LAB	0.3	1	GELC
R-22	MP5A	1448.2	09-2049	GW22-09-8498	UF	WG	n/a	CS	5/26/2009	Voa	SW-846:8260B	Ethyl Methacrylate	<	5	µg/L	U	U	U_LAB	1	5	GELC
R-22	MP5A	1448.2	09-2049	GW22-09-8498	UF	WG	n/a	CS	5/26/2009	Voa	SW-846:8260B	Ethylbenzene	<	1	µg/L	U	U	U_LAB	0.25	1	GELC
R-22	MP5A	1448.2	09-2049	GW22-09-8498	UF	WG	n/a	CS	5/26/2009	Voa	SW-846:8260B	Hexachlorobutadiene	<	1	µg/L	U	U	U_LAB	0.44	1	GELC
R-22	MP5A	1448.2	09-2049	GW22-09-8498	UF	WG	n/a	CS	5/26/2009	Voa	SW-846:8260B	Hexanone[2-]	<	5	µg/L	U	U	U_LAB	1.3	5	GELC
R-22	MP5A	1448.2	09-2049	GW22-09-8498	UF	WG	n/a	CS	5/26/2009	Voa	SW-846:8260B	Iodomethane	<	5	µg/L	U	U	U_LAB	1.3	5	GELC
R-22	MP5A	1448.2	09-2049	GW22-09-8498	UF	WG	n/a	CS	5/26/2009	Voa	SW-846:8260B	Isopropylbenzene	<	1	µg/L	U	U	U_LAB	0.25	1	GELC
R-22	MP5A	1448.2	09-2049	GW22-09-8498	UF	WG	n/a	CS	5/26/2009	Voa	SW-846:8260B	Isopropyltoluene[4-]	<	1	µg/L	U	U	U_LAB	0.25	1	GELC
R-22	MP5A	1448.2	09-2049	GW22-09-8498	UF	WG	n/a	CS	5/26/2009	Voa	SW-846:8260B	Methacrylonitrile	<	5	µg/L	U	U	U_LAB	1	5	GELC
R-22	MP5A	1448.2	09-2049	GW22-09-8498	UF	WG	n/a	CS	5/26/2009	Voa	SW-846:8260B	Methyl Methacrylate	<	5	µg/L	U	U	U_LAB	1	5	GELC
R-22	MP5A	1448.2	09-2049	GW22-09-8498	UF	WG	n/a	CS	5/26/2009	Voa	SW-846:8260B	Methyl tert-Butyl Ether	<	1	µg/L	U	U	U_LAB	0.25	1	GELC
R-22	MP5A	1448.2	09-2049	GW22-09-8498	UF	WG	n/a	CS	5/26/2009	Voa	SW-846:8260B	Methyl-2-pentanone[4-]	<	5	µg/L	U	U	U_LAB	1.3	5	GELC
R-22	MP5A	1448.2	09-2049	GW22-09-8498	UF	WG	n/a	CS	5/26/2009	Voa	SW-846:8260B	Methylene Chloride	<	10	µg/L	U	U	U_LAB	3	10	GELC
R-22	MP5A	1448.2	09-2049	GW22-09-8498	UF	WG	n/a	CS	5/26/2009	Voa	SW-846:8260B	Naphthalene	<	1	µg/L	U	UJ	V7c	0.25	1	GELC
R-22	MP5A	1448.2	09-2049	GW22-09-8498	UF	WG	n/a	CS	5/26/2009	Voa	SW-846:8260B	Propionitrile	<	5	µg/L	U	U	U_LAB	1.5	5	GELC
R-22	MP5A	1448.2	09-2049	GW22-09-8498	UF	WG	n/a	CS	5/26/2009	Voa	SW-846:8260B	Propylbenzene[1-]	<	1	µg/L	U	U	U_LAB	0.25	1	GELC
R-22	MP5A	1448.2	09-2049	GW22-09-8498	UF	WG	n/a	CS	5/26/2009	Voa	SW-846:8260B	Styrene	<	1	µg/L	U	U	U_LAB	0.25	1	GELC
R-22	MP5A	1448.2	09-2049	GW22-09-8498	UF	WG	n/a	CS	5/26/2009	Voa	SW-846:8260B	Tetrachloroethane[1,1,1,2-]	<	1	µg/L	U	U	U_LAB	0.3	1	GELC
R-22	MP5A	1448.2	09-2049	GW22-09-8498	UF	WG	n/a	CS	5/26/2009	Voa	SW-846:8260B	Tetrachloroethane[1,1,2,2-]	<	1	µg/L	U	U	U_LAB	0.25	1	GELC
R-22	MP5A	1448.2	09-2049	GW22-09-8498	UF	WG	n/a	CS	5/26/2009	Voa	SW-846:8260B	Tetrachloroethene	<	1	µg/L	U	U	U_LAB	0.45	1	GELC
R-22	MP5A	1448.2	09-2049	GW22-09-8498	UF	WG	n/a	CS	5/26/2009	Voa	SW-846:8260B	Toluene	<	1	µg/L	U	U	U_LAB	0.25	1	GELC
R-22	MP5A	1448.2	09-2049	GW22-09-8498	UF	WG	n/a	CS	5/26/2009	Voa	SW-846:8260B	Trichloro-1,2,2-trifluoroethane[1,1,2-]	<	5	µg/L	U	U	U_LAB	1	5	GELC
R-22	MP5A	1448.2	09-2049	GW22-09-8498	UF	WG	n/a	CS	5/26/2009	Voa	SW-846:8260B	Trichlorobenzene[1,2,3-]	<	1	µg/L	U	U	U_LAB	0.33	1	GELC
R-22	MP5A	1448.2	09-2049	GW22-09-8498	UF	WG	n/a	CS	5/26/2009	Voa	SW-846:8260B	Trichlorobenzene[1,2,4-]	<	1	µg/L	U	U	U_LAB	0.3	1	GELC
R-22	MP5A	1448.2	09-2049	GW22-09-8498	UF	WG	n/a	CS	5/26/2009	Voa	SW-846:8260B	Trichloroethane[1,1,1-]	<	1	µg/L	U	U	U_LAB	0.33	1	GELC
R-22	MP5A	1448.2	09-2049	GW22-09-8498	UF	WG	n/a	CS	5/26/2009	Voa	SW-846:8260B	Trichloroethane[1,1,2-]	<	1	µg/L	U	U	U_LAB	0.25	1	GELC

Table B-3 (continued)

Location	Port Name	Port Depth (ft)	Request	Sample	Field Prep	Field Matrix	Field QC Type	Lab Sample Type	Date	Suite	Method	Analyte	Symbol	Result	Units	Lab Qual	2nd Qual	2nd Reason	MDL	Quant Limit	Lab
R-22	MP5A	1448.2	09-2049	GW22-09-8498	UF	WG	n/a	CS	5/26/2009	Voa	SW-846:8260B	Trichloroethene	<	1	µg/L	U	U	U_LAB	0.25	1	GELC
R-22	MP5A	1448.2	09-2049	GW22-09-8498	UF	WG	n/a	CS	5/26/2009	Voa	SW-846:8260B	Trichlorofluoromethane	<	1	µg/L	U	U	U_LAB	0.31	1	GELC
R-22	MP5A	1448.2	09-2049	GW22-09-8498	UF	WG	n/a	CS	5/26/2009	Voa	SW-846:8260B	Trichloropropane[1,2,3-]	<	1	µg/L	U	U	U_LAB	0.3	1	GELC
R-22	MP5A	1448.2	09-2049	GW22-09-8498	UF	WG	n/a	CS	5/26/2009	Voa	SW-846:8260B	Trimethylbenzene[1,2,4-]	<	1	µg/L	U	U	U_LAB	0.25	1	GELC
R-22	MP5A	1448.2	09-2049	GW22-09-8498	UF	WG	n/a	CS	5/26/2009	Voa	SW-846:8260B	Trimethylbenzene[1,3,5-]	<	1	µg/L	U	U	U_LAB	0.25	1	GELC
R-22	MP5A	1448.2	09-2049	GW22-09-8498	UF	WG	n/a	CS	5/26/2009	Voa	SW-846:8260B	Vinyl acetate	<	5	µg/L	U	U	U_LAB	1.5	5	GELC
R-22	MP5A	1448.2	09-2049	GW22-09-8498	UF	WG	n/a	CS	5/26/2009	Voa	SW-846:8260B	Vinyl Chloride	<	1	µg/L	U	U	U_LAB	0.5	1	GELC
R-22	MP5A	1448.2	09-2049	GW22-09-8498	UF	WG	n/a	CS	5/26/2009	Voa	SW-846:8260B	Xylene[1,2-]	<	1	µg/L	U	U	U_LAB	0.25	1	GELC
R-22	MP5A	1448.2	09-2049	GW22-09-8498	UF	WG	n/a	CS	5/26/2009	Voa	SW-846:8260B	Xylene[1,3-]+Xylene[1,4-]	<	2	µg/L	U	U	U_LAB	0.43	2	GELC
R-22	MP5A	1448.2	09-2049	GW22-09-8499	F	WG	n/a	CS	5/26/2009	Geninorg	SW-846:6850	Perchlorate		0.266	µg/L				0.05	0.2	GELC
R-22	MP5A	1448.2	09-2049	GW22-09-8501	F	WG	n/a	CS	5/26/2009	Geninorg	SW-846:6850	Perchlorate		0.276	µg/L				0.05	0.2	GELC
R-22	MP5A	1448.2	09-2049	GW22-09-8506	UF	WG	n/a	CS	5/26/2009	Voa	SW-846:8260B	Acetone	<	10	µg/L	U	UJ	V7c	3.5	10	GELC
R-22	MP5A	1448.2	09-2049	GW22-09-8506	UF	WG	n/a	CS	5/26/2009	Voa	SW-846:8260B	Acrolein	<	5	µg/L	U	U	U_LAB	1.3	5	GELC
R-22	MP5A	1448.2	09-2049	GW22-09-8506	UF	WG	n/a	CS	5/26/2009	Voa	SW-846:8260B	Acrylonitrile	<	5	µg/L	U	U	U_LAB	1	5	GELC
R-22	MP5A	1448.2	09-2049	GW22-09-8506	UF	WG	n/a	CS	5/26/2009	Voa	SW-846:8260B	Benzene	<	1	µg/L	U	U	U_LAB	0.3	1	GELC
R-22	MP5A	1448.2	09-2049	GW22-09-8506	UF	WG	n/a	CS	5/26/2009	Voa	SW-846:8260B	Bromobenzene	<	1	µg/L	U	U	U_LAB	0.25	1	GELC
R-22	MP5A	1448.2	09-2049	GW22-09-8506	UF	WG	n/a	CS	5/26/2009	Voa	SW-846:8260B	Bromochloromethane	<	1	µg/L	U	U	U_LAB	0.36	1	GELC
R-22	MP5A	1448.2	09-2049	GW22-09-8506	UF	WG	n/a	CS	5/26/2009	Voa	SW-846:8260B	Bromodichloromethane	<	1	µg/L	U	U	U_LAB	0.25	1	GELC
R-22	MP5A	1448.2	09-2049	GW22-09-8506	UF	WG	n/a	CS	5/26/2009	Voa	SW-846:8260B	Bromoform	<	1	µg/L	U	UJ	V7c	0.25	1	GELC
R-22	MP5A	1448.2	09-2049	GW22-09-8506	UF	WG	n/a	CS	5/26/2009	Voa	SW-846:8260B	Bromomethane	<	1	µg/L	U	U	U_LAB	0.5	1	GELC
R-22	MP5A	1448.2	09-2049	GW22-09-8506	UF	WG	n/a	CS	5/26/2009	Voa	SW-846:8260B	Butanone[2-]	<	5	µg/L	U	UJ	V7c	1.3	5	GELC
R-22	MP5A	1448.2	09-2049	GW22-09-8506	UF	WG	n/a	CS	5/26/2009	Voa	SW-846:8260B	Butylbenzene[n-]	<	1	µg/L	U	U	U_LAB	0.25	1	GELC
R-22	MP5A	1448.2	09-2049	GW22-09-8506	UF	WG	n/a	CS	5/26/2009	Voa	SW-846:8260B	Butylbenzene[sec-]	<	1	µg/L	U	U	U_LAB	0.25	1	GELC
R-22	MP5A	1448.2	09-2049	GW22-09-8506	UF	WG	n/a	CS	5/26/2009	Voa	SW-846:8260B	Butylbenzene[tert-]	<	1	µg/L	U	U	U_LAB	0.25	1	GELC
R-22	MP5A	1448.2	09-2049	GW22-09-8506	UF	WG	n/a	CS	5/26/2009	Voa	SW-846:8260B	Carbon Disulfide	<	5	µg/L	U	U	U_LAB	1.3	5	GELC
R-22	MP5A	1448.2	09-2049	GW22-09-8506	UF	WG	n/a	CS	5/26/2009	Voa	SW-846:8260B	Carbon Tetrachloride	<	1	µg/L	U	U	U_LAB	0.26	1	GELC
R-22	MP5A	1448.2	09-2049	GW22-09-8506	UF	WG	n/a	CS	5/26/2009	Voa	SW-846:8260B	Chloro-1,3-butadiene[2-]	<	1	µg/L	U	U	U_LAB	0.3	1	GELC
R-22	MP5A	1448.2	09-2049	GW22-09-8506	UF	WG	n/a	CS	5/26/2009	Voa	SW-846:8260B	Chloro-1-propene[3-]	<	5	µg/L	U	U	U_LAB	1.5	5	GELC
R-22	MP5A	1448.2	09-2049	GW22-09-8506	UF	WG	n/a	CS	5/26/2009	Voa	SW-846:8260B	Chlorobenzene	<	1	µg/L	U	U	U_LAB	0.25	1	GELC
R-22	MP5A	1448.2	09-2049	GW22-09-8506	UF	WG	n/a	CS	5/26/2009	Voa	SW-846:8260B	Chlorodibromomethane	<	1	µg/L	U	U	U_LAB	0.26	1	GELC
R-22	MP5A	1448.2	09-2049	GW22-09-8506	UF	WG	n/a	CS	5/26/2009	Voa	SW-846:8260B	Chloroethane	<	1	µg/L	U	U	U_LAB	0.3	1	GELC
R-22	MP5A	1448.2	09-2049	GW22-09-8506	UF	WG	n/a	CS	5/26/2009	Voa	SW-846:8260B	Chloroform	<	1	µg/L	U	U	U_LAB	0.25	1	GELC
R-22	MP5A	1448.2	09-2049	GW22-09-8506	UF	WG	n/a	CS	5/26/2009	Voa	SW-846:8260B	Chloromethane	<	1	µg/L	U	U	U_LAB	0.3	1	GELC
R-22	MP5A	1448.2	09-2049	GW22-09-8506	UF	WG	n/a	CS	5/26/2009	Voa	SW-846:8260B	Chlorotoluene[2-]	<	1	µg/L	U	U	U_LAB	0.25	1	GELC
R-22	MP5A	1448.2	09-2049	GW22-09-8506	UF	WG	n/a	CS	5/26/2009	Voa	SW-846:8260B	Chlorotoluene[4-]	<	1	µg/L	U	U	U_LAB	0.25	1	GELC
R-22	MP5A	1448.2	09-2049	GW22-09-8506	UF	WG	n/a	CS	5/26/2009	Voa	SW-846:8260B	Dibromo-3-Chloropropane[1,2-]	<	1	µg/L	U	U	U_LAB	0.5	1	GELC
R-22	MP5A	1448.2	09-2049	GW22-09-8506	UF	WG	n/a	CS	5/26/2009	Voa	SW-846:8260B	Dibromoethane[1,2-]	<	1	µg/L	U	U	U_LAB	0.25	1	GELC
R-22	MP5A	1448.2	09-2049	GW22-09-8506	UF	WG	n/a	CS	5/26/2009	Voa	SW-846:8260B	Dibromomethane	<	1	µg/L	U	U	U_LAB	0.3	1	GELC
R-22	MP5A	1448.2	09-2049	GW22-09-8506	UF	WG	n/a	CS	5/26/2009	Voa	SW-846:8260B	Dichlorobenzene[1,2-]	<	1	µg/L	U	U	U_LAB	0.25	1	GELC

Table B-3 (continued)

Location	Port Name	Port Depth (ft)	Request	Sample	Field Prep	Field Matrix	Field QC Type	Lab Sample Type	Date	Suite	Method	Analyte	Symbol	Result	Units	Lab Qual	2nd Qual	2nd Reason	MDL	Quant Limit	Lab
R-22	MP5A	1448.2	09-2049	GW22-09-8506	UF	WG	n/a	CS	5/26/2009	Voa	SW-846:8260B	Dichlorobenzene[1,3-]	<	1	µg/L	U	U	U_LAB	0.25	1	GELC
R-22	MP5A	1448.2	09-2049	GW22-09-8506	UF	WG	n/a	CS	5/26/2009	Voa	SW-846:8260B	Dichlorobenzene[1,4-]	<	1	µg/L	U	U	U_LAB	0.25	1	GELC
R-22	MP5A	1448.2	09-2049	GW22-09-8506	UF	WG	n/a	CS	5/26/2009	Voa	SW-846:8260B	Dichlorodifluoromethane	<	1	µg/L	U	U	U_LAB	0.5	1	GELC
R-22	MP5A	1448.2	09-2049	GW22-09-8506	UF	WG	n/a	CS	5/26/2009	Voa	SW-846:8260B	Dichloroethane[1,1-]	<	1	µg/L	U	U	U_LAB	0.3	1	GELC
R-22	MP5A	1448.2	09-2049	GW22-09-8506	UF	WG	n/a	CS	5/26/2009	Voa	SW-846:8260B	Dichloroethane[1,2-]	<	1	µg/L	U	U	U_LAB	0.25	1	GELC
R-22	MP5A	1448.2	09-2049	GW22-09-8506	UF	WG	n/a	CS	5/26/2009	Voa	SW-846:8260B	Dichloroethene[1,1-]	<	1	µg/L	U	U	U_LAB	0.3	1	GELC
R-22	MP5A	1448.2	09-2049	GW22-09-8506	UF	WG	n/a	CS	5/26/2009	Voa	SW-846:8260B	Dichloroethene[cis-1,2-]	<	1	µg/L	U	U	U_LAB	0.3	1	GELC
R-22	MP5A	1448.2	09-2049	GW22-09-8506	UF	WG	n/a	CS	5/26/2009	Voa	SW-846:8260B	Dichloroethene[trans-1,2-]	<	1	µg/L	U	U	U_LAB	0.3	1	GELC
R-22	MP5A	1448.2	09-2049	GW22-09-8506	UF	WG	n/a	CS	5/26/2009	Voa	SW-846:8260B	Dichloropropane[1,2-]	<	1	µg/L	U	U	U_LAB	0.25	1	GELC
R-22	MP5A	1448.2	09-2049	GW22-09-8506	UF	WG	n/a	CS	5/26/2009	Voa	SW-846:8260B	Dichloropropane[1,3-]	<	1	µg/L	U	U	U_LAB	0.25	1	GELC
R-22	MP5A	1448.2	09-2049	GW22-09-8506	UF	WG	n/a	CS	5/26/2009	Voa	SW-846:8260B	Dichloropropane[2,2-]	<	1	µg/L	U	U	U_LAB	0.3	1	GELC
R-22	MP5A	1448.2	09-2049	GW22-09-8506	UF	WG	n/a	CS	5/26/2009	Voa	SW-846:8260B	Dichloropropene[1,1-]	<	1	µg/L	U	U	U_LAB	0.25	1	GELC
R-22	MP5A	1448.2	09-2049	GW22-09-8506	UF	WG	n/a	CS	5/26/2009	Voa	SW-846:8260B	Dichloropropene[cis-1,3-]	<	1	µg/L	U	U	U_LAB	0.25	1	GELC
R-22	MP5A	1448.2	09-2049	GW22-09-8506	UF	WG	n/a	CS	5/26/2009	Voa	SW-846:8260B	Dichloropropene[trans-1,3-]	<	1	µg/L	U	U	U_LAB	0.25	1	GELC
R-22	MP5A	1448.2	09-2049	GW22-09-8506	UF	WG	n/a	CS	5/26/2009	Voa	SW-846:8260B	Diethyl Ether	<	1	µg/L	U	U	U_LAB	0.3	1	GELC
R-22	MP5A	1448.2	09-2049	GW22-09-8506	UF	WG	n/a	CS	5/26/2009	Voa	SW-846:8260B	Ethyl Methacrylate	<	5	µg/L	U	U	U_LAB	1	5	GELC
R-22	MP5A	1448.2	09-2049	GW22-09-8506	UF	WG	n/a	CS	5/26/2009	Voa	SW-846:8260B	Ethylbenzene	<	1	µg/L	U	U	U_LAB	0.25	1	GELC
R-22	MP5A	1448.2	09-2049	GW22-09-8506	UF	WG	n/a	CS	5/26/2009	Voa	SW-846:8260B	Hexachlorobutadiene	<	1	µg/L	U	U	U_LAB	0.44	1	GELC
R-22	MP5A	1448.2	09-2049	GW22-09-8506	UF	WG	n/a	CS	5/26/2009	Voa	SW-846:8260B	Hexanone[2-]	<	5	µg/L	U	U	U_LAB	1.3	5	GELC
R-22	MP5A	1448.2	09-2049	GW22-09-8506	UF	WG	n/a	CS	5/26/2009	Voa	SW-846:8260B	Iodomethane	<	5	µg/L	U	U	U_LAB	1.3	5	GELC
R-22	MP5A	1448.2	09-2049	GW22-09-8506	UF	WG	n/a	CS	5/26/2009	Voa	SW-846:8260B	Isopropylbenzene	<	1	µg/L	U	U	U_LAB	0.25	1	GELC
R-22	MP5A	1448.2	09-2049	GW22-09-8506	UF	WG	n/a	CS	5/26/2009	Voa	SW-846:8260B	Isopropyltoluene[4-]	<	1	µg/L	U	U	U_LAB	0.25	1	GELC
R-22	MP5A	1448.2	09-2049	GW22-09-8506	UF	WG	n/a	CS	5/26/2009	Voa	SW-846:8260B	Methacrylonitrile	<	5	µg/L	U	U	U_LAB	1	5	GELC
R-22	MP5A	1448.2	09-2049	GW22-09-8506	UF	WG	n/a	CS	5/26/2009	Voa	SW-846:8260B	Methyl Methacrylate	<	5	µg/L	U	U	U_LAB	1	5	GELC
R-22	MP5A	1448.2	09-2049	GW22-09-8506	UF	WG	n/a	CS	5/26/2009	Voa	SW-846:8260B	Methyl tert-Butyl Ether	<	1	µg/L	U	U	U_LAB	0.25	1	GELC
R-22	MP5A	1448.2	09-2049	GW22-09-8506	UF	WG	n/a	CS	5/26/2009	Voa	SW-846:8260B	Methyl-2-pentanone[4-]	<	5	µg/L	U	U	U_LAB	1.3	5	GELC
R-22	MP5A	1448.2	09-2049	GW22-09-8506	UF	WG	n/a	CS	5/26/2009	Voa	SW-846:8260B	Methylene Chloride	<	10	µg/L	U	U	U_LAB	3	10	GELC
R-22	MP5A	1448.2	09-2049	GW22-09-8506	UF	WG	n/a	CS	5/26/2009	Voa	SW-846:8260B	Naphthalene	<	1	µg/L	U	UJ	V7c	0.25	1	GELC
R-22	MP5A	1448.2	09-2049	GW22-09-8506	UF	WG	n/a	CS	5/26/2009	Voa	SW-846:8260B	Propionitrile	<	5	µg/L	U	U	U_LAB	1.5	5	GELC
R-22	MP5A	1448.2	09-2049	GW22-09-8506	UF	WG	n/a	CS	5/26/2009	Voa	SW-846:8260B	Propylbenzene[1-]	<	1	µg/L	U	U	U_LAB	0.25	1	GELC
R-22	MP5A	1448.2	09-2049	GW22-09-8506	UF	WG	n/a	CS	5/26/2009	Voa	SW-846:8260B	Styrene	<	1	µg/L	U	U	U_LAB	0.25	1	GELC
R-22	MP5A	1448.2	09-2049	GW22-09-8506	UF	WG	n/a	CS	5/26/2009	Voa	SW-846:8260B	Tetrachloroethane[1,1,1,2-]	<	1	µg/L	U	U	U_LAB	0.3	1	GELC
R-22	MP5A	1448.2	09-2049	GW22-09-8506	UF	WG	n/a	CS	5/26/2009	Voa	SW-846:8260B	Tetrachloroethane[1,1,2,2-]	<	1	µg/L	U	U	U_LAB	0.25	1	GELC
R-22	MP5A	1448.2	09-2049	GW22-09-8506	UF	WG	n/a	CS	5/26/2009	Voa	SW-846:8260B	Tetrachloroethene	<	1	µg/L	U	U	U_LAB	0.45	1	GELC
R-22	MP5A	1448.2	09-2049	GW22-09-8506	UF	WG	n/a	CS	5/26/2009	Voa	SW-846:8260B	Toluene		6.86	µg/L				0.25	1	GELC
R-22	MP5A	1448.2	09-2049	GW22-09-8506	UF	WG	n/a	CS	5/26/2009	Voa	SW-846:8260B	Trichloro-1,2,2-trifluoroethane[1,1,2-]	<	5	µg/L	U	U	U_LAB	1	5	GELC
R-22	MP5A	1448.2	09-2049	GW22-09-8506	UF	WG	n/a	CS	5/26/2009	Voa	SW-846:8260B	Trichlorobenzene[1,2,3-]	<	1	µg/L	U	U	U_LAB	0.33	1	GELC
R-22	MP5A	1448.2	09-2049	GW22-09-8506	UF	WG	n/a	CS	5/26/2009	Voa	SW-846:8260B	Trichlorobenzene[1,2,4-]	<	1	µg/L	U	U	U_LAB	0.3	1	GELC
R-22	MP5A	1448.2	09-2049	GW22-09-8506	UF	WG	n/a	CS	5/26/2009	Voa	SW-846:8260B	Trichloroethane[1,1,1-]	<	1	µg/L	U	U	U_LAB	0.33	1	GELC

Table B-3 (continued)

Location	Port Name	Port Depth (ft)	Request	Sample	Field Prep	Field Matrix	Field QC Type	Lab Sample Type	Date	Suite	Method	Analyte	Symbol	Result	Units	Lab Qual	2nd Qual	2nd Reason	MDL	Quant Limit	Lab
R-22	MP5A	1448.2	09-2049	GW22-09-8506	UF	WG	n/a	CS	5/26/2009	Voa	SW-846:8260B	Trichloroethane[1,1,2-]	<	1	µg/L	U	U	U_LAB	0.25	1	GELC
R-22	MP5A	1448.2	09-2049	GW22-09-8506	UF	WG	n/a	CS	5/26/2009	Voa	SW-846:8260B	Trichloroethene	<	1	µg/L	U	U	U_LAB	0.25	1	GELC
R-22	MP5A	1448.2	09-2049	GW22-09-8506	UF	WG	n/a	CS	5/26/2009	Voa	SW-846:8260B	Trichlorofluoromethane	<	1	µg/L	U	U	U_LAB	0.31	1	GELC
R-22	MP5A	1448.2	09-2049	GW22-09-8506	UF	WG	n/a	CS	5/26/2009	Voa	SW-846:8260B	Trichloropropane[1,2,3-]	<	1	µg/L	U	U	U_LAB	0.3	1	GELC
R-22	MP5A	1448.2	09-2049	GW22-09-8506	UF	WG	n/a	CS	5/26/2009	Voa	SW-846:8260B	Trimethylbenzene[1,2,4-]	<	1	µg/L	U	U	U_LAB	0.25	1	GELC
R-22	MP5A	1448.2	09-2049	GW22-09-8506	UF	WG	n/a	CS	5/26/2009	Voa	SW-846:8260B	Trimethylbenzene[1,3,5-]	<	1	µg/L	U	U	U_LAB	0.25	1	GELC
R-22	MP5A	1448.2	09-2049	GW22-09-8506	UF	WG	n/a	CS	5/26/2009	Voa	SW-846:8260B	Vinyl acetate	<	5	µg/L	U	U	U_LAB	1.5	5	GELC
R-22	MP5A	1448.2	09-2049	GW22-09-8506	UF	WG	n/a	CS	5/26/2009	Voa	SW-846:8260B	Vinyl Chloride	<	1	µg/L	U	U	U_LAB	0.5	1	GELC
R-22	MP5A	1448.2	09-2049	GW22-09-8506	UF	WG	n/a	CS	5/26/2009	Voa	SW-846:8260B	Xylene[1,2-]	<	1	µg/L	U	U	U_LAB	0.25	1	GELC
R-22	MP5A	1448.2	09-2049	GW22-09-8506	UF	WG	n/a	CS	5/26/2009	Voa	SW-846:8260B	Xylene[1,3-]+Xylene[1,4-]	<	2	µg/L	U	U	U_LAB	0.43	2	GELC
R-22	MP5A	1448.2	09-2049	GW22-09-8509	F	WG	n/a	CS	5/26/2009	Geninorg	SW-846:6850	Perchlorate		0.291	µg/L				0.05	0.2	GELC
R-22	MP5A	1448.2	09-2049	GW22-09-8511	F	WG	n/a	CS	5/26/2009	Geninorg	SW-846:6850	Perchlorate		0.286	µg/L				0.05	0.2	GELC
R-22	MP5A	1448.2	09-2049	GW22-09-8513	F	WG	n/a	CS	5/26/2009	Geninorg	SW-846:6850	Perchlorate		0.268	µg/L				0.05	0.2	GELC
R-22	MP5A	1448.2	09-2049	GW22-09-8515	F	WG	n/a	CS	5/26/2009	Geninorg	SW-846:6850	Perchlorate		0.273	µg/L				0.05	0.2	GELC
R-22	MP5A	1448.2	09-2049	GW22-09-8519	F	WG	n/a	CS	5/26/2009	Geninorg	SW-846:6850	Perchlorate		0.274	µg/L				0.05	0.2	GELC
R-22	MP5A	1448.2	09-2049	GW22-09-8520	UF	WG	n/a	CS	5/26/2009	Voa	SW-846:8260B	Acetone	<	10	µg/L	U	UJ	V7c	3.5	10	GELC
R-22	MP5A	1448.2	09-2049	GW22-09-8520	UF	WG	n/a	CS	5/26/2009	Voa	SW-846:8260B	Acrolein	<	5	µg/L	U	U	U_LAB	1.3	5	GELC
R-22	MP5A	1448.2	09-2049	GW22-09-8520	UF	WG	n/a	CS	5/26/2009	Voa	SW-846:8260B	Acrylonitrile	<	5	µg/L	U	U	U_LAB	1	5	GELC
R-22	MP5A	1448.2	09-2049	GW22-09-8520	UF	WG	n/a	CS	5/26/2009	Voa	SW-846:8260B	Benzene	<	1	µg/L	U	U	U_LAB	0.3	1	GELC
R-22	MP5A	1448.2	09-2049	GW22-09-8520	UF	WG	n/a	CS	5/26/2009	Voa	SW-846:8260B	Bromobenzene	<	1	µg/L	U	U	U_LAB	0.25	1	GELC
R-22	MP5A	1448.2	09-2049	GW22-09-8520	UF	WG	n/a	CS	5/26/2009	Voa	SW-846:8260B	Bromochloromethane	<	1	µg/L	U	U	U_LAB	0.36	1	GELC
R-22	MP5A	1448.2	09-2049	GW22-09-8520	UF	WG	n/a	CS	5/26/2009	Voa	SW-846:8260B	Bromodichloromethane	<	1	µg/L	U	U	U_LAB	0.25	1	GELC
R-22	MP5A	1448.2	09-2049	GW22-09-8520	UF	WG	n/a	CS	5/26/2009	Voa	SW-846:8260B	Bromoform	<	1	µg/L	U	UJ	V7c	0.25	1	GELC
R-22	MP5A	1448.2	09-2049	GW22-09-8520	UF	WG	n/a	CS	5/26/2009	Voa	SW-846:8260B	Bromomethane	<	1	µg/L	U	U	U_LAB	0.5	1	GELC
R-22	MP5A	1448.2	09-2049	GW22-09-8520	UF	WG	n/a	CS	5/26/2009	Voa	SW-846:8260B	Butanone[2-]	<	5	µg/L	U	UJ	V7c	1.3	5	GELC
R-22	MP5A	1448.2	09-2049	GW22-09-8520	UF	WG	n/a	CS	5/26/2009	Voa	SW-846:8260B	Butylbenzene[n-]	<	1	µg/L	U	U	U_LAB	0.25	1	GELC
R-22	MP5A	1448.2	09-2049	GW22-09-8520	UF	WG	n/a	CS	5/26/2009	Voa	SW-846:8260B	Butylbenzene[sec-]	<	1	µg/L	U	U	U_LAB	0.25	1	GELC
R-22	MP5A	1448.2	09-2049	GW22-09-8520	UF	WG	n/a	CS	5/26/2009	Voa	SW-846:8260B	Butylbenzene[tert-]	<	1	µg/L	U	U	U_LAB	0.25	1	GELC
R-22	MP5A	1448.2	09-2049	GW22-09-8520	UF	WG	n/a	CS	5/26/2009	Voa	SW-846:8260B	Carbon Disulfide	<	5	µg/L	U	U	U_LAB	1.3	5	GELC
R-22	MP5A	1448.2	09-2049	GW22-09-8520	UF	WG	n/a	CS	5/26/2009	Voa	SW-846:8260B	Carbon Tetrachloride	<	1	µg/L	U	U	U_LAB	0.26	1	GELC
R-22	MP5A	1448.2	09-2049	GW22-09-8520	UF	WG	n/a	CS	5/26/2009	Voa	SW-846:8260B	Chloro-1,3-butadiene[2-]	<	1	µg/L	U	U	U_LAB	0.3	1	GELC
R-22	MP5A	1448.2	09-2049	GW22-09-8520	UF	WG	n/a	CS	5/26/2009	Voa	SW-846:8260B	Chloro-1-propene[3-]	<	5	µg/L	U	U	U_LAB	1.5	5	GELC
R-22	MP5A	1448.2	09-2049	GW22-09-8520	UF	WG	n/a	CS	5/26/2009	Voa	SW-846:8260B	Chlorobenzene	<	1	µg/L	U	U	U_LAB	0.25	1	GELC
R-22	MP5A	1448.2	09-2049	GW22-09-8520	UF	WG	n/a	CS	5/26/2009	Voa	SW-846:8260B	Chlorodibromomethane	<	1	µg/L	U	U	U_LAB	0.26	1	GELC
R-22	MP5A	1448.2	09-2049	GW22-09-8520	UF	WG	n/a	CS	5/26/2009	Voa	SW-846:8260B	Chloroethane	<	1	µg/L	U	U	U_LAB	0.3	1	GELC
R-22	MP5A	1448.2	09-2049	GW22-09-8520	UF	WG	n/a	CS	5/26/2009	Voa	SW-846:8260B	Chloroform	<	1	µg/L	U	U	U_LAB	0.25	1	GELC
R-22	MP5A	1448.2	09-2049	GW22-09-8520	UF	WG	n/a	CS	5/26/2009	Voa	SW-846:8260B	Chloromethane	<	1	µg/L	U	U	U_LAB	0.3	1	GELC
R-22	MP5A	1448.2	09-2049	GW22-09-8520	UF	WG	n/a	CS	5/26/2009	Voa	SW-846:8260B	Chlorotoluene[2-]	<	1	µg/L	U	U	U_LAB	0.25	1	GELC
R-22	MP5A	1448.2	09-2049	GW22-09-8520	UF	WG	n/a	CS	5/26/2009	Voa	SW-846:8260B	Chlorotoluene[4-]	<	1	µg/L	U	U	U_LAB	0.25	1	GELC

Table B-3 (continued)

Location	Port Name	Port Depth (ft)	Request	Sample	Field Prep	Field Matrix	Field QC Type	Lab Sample Type	Date	Suite	Method	Analyte	Symbol	Result	Units	Lab Qual	2nd Qual	2nd Reason	MDL	Quant Limit	Lab
R-22	MP5A	1448.2	09-2049	GW22-09-8520	UF	WG	n/a	CS	5/26/2009	Voa	SW-846:8260B	Dibromo-3-Chloropropane[1,2-]	<	1	µg/L	U	U	U_LAB	0.5	1	GELC
R-22	MP5A	1448.2	09-2049	GW22-09-8520	UF	WG	n/a	CS	5/26/2009	Voa	SW-846:8260B	Dibromoethane[1,2-]	<	1	µg/L	U	U	U_LAB	0.25	1	GELC
R-22	MP5A	1448.2	09-2049	GW22-09-8520	UF	WG	n/a	CS	5/26/2009	Voa	SW-846:8260B	Dibromomethane	<	1	µg/L	U	U	U_LAB	0.3	1	GELC
R-22	MP5A	1448.2	09-2049	GW22-09-8520	UF	WG	n/a	CS	5/26/2009	Voa	SW-846:8260B	Dichlorobenzene[1,2-]	<	1	µg/L	U	U	U_LAB	0.25	1	GELC
R-22	MP5A	1448.2	09-2049	GW22-09-8520	UF	WG	n/a	CS	5/26/2009	Voa	SW-846:8260B	Dichlorobenzene[1,3-]	<	1	µg/L	U	U	U_LAB	0.25	1	GELC
R-22	MP5A	1448.2	09-2049	GW22-09-8520	UF	WG	n/a	CS	5/26/2009	Voa	SW-846:8260B	Dichlorobenzene[1,4-]	<	1	µg/L	U	U	U_LAB	0.25	1	GELC
R-22	MP5A	1448.2	09-2049	GW22-09-8520	UF	WG	n/a	CS	5/26/2009	Voa	SW-846:8260B	Dichlorodifluoromethane	<	1	µg/L	U	U	U_LAB	0.5	1	GELC
R-22	MP5A	1448.2	09-2049	GW22-09-8520	UF	WG	n/a	CS	5/26/2009	Voa	SW-846:8260B	Dichloroethane[1,1-]	<	1	µg/L	U	U	U_LAB	0.3	1	GELC
R-22	MP5A	1448.2	09-2049	GW22-09-8520	UF	WG	n/a	CS	5/26/2009	Voa	SW-846:8260B	Dichloroethane[1,2-]	<	1	µg/L	U	U	U_LAB	0.25	1	GELC
R-22	MP5A	1448.2	09-2049	GW22-09-8520	UF	WG	n/a	CS	5/26/2009	Voa	SW-846:8260B	Dichloroethene[1,1-]	<	1	µg/L	U	U	U_LAB	0.3	1	GELC
R-22	MP5A	1448.2	09-2049	GW22-09-8520	UF	WG	n/a	CS	5/26/2009	Voa	SW-846:8260B	Dichloroethene[cis-1,2-]	<	1	µg/L	U	U	U_LAB	0.3	1	GELC
R-22	MP5A	1448.2	09-2049	GW22-09-8520	UF	WG	n/a	CS	5/26/2009	Voa	SW-846:8260B	Dichloroethene[trans-1,2-]	<	1	µg/L	U	U	U_LAB	0.3	1	GELC
R-22	MP5A	1448.2	09-2049	GW22-09-8520	UF	WG	n/a	CS	5/26/2009	Voa	SW-846:8260B	Dichloropropane[1,2-]	<	1	µg/L	U	U	U_LAB	0.25	1	GELC
R-22	MP5A	1448.2	09-2049	GW22-09-8520	UF	WG	n/a	CS	5/26/2009	Voa	SW-846:8260B	Dichloropropane[1,3-]	<	1	µg/L	U	U	U_LAB	0.25	1	GELC
R-22	MP5A	1448.2	09-2049	GW22-09-8520	UF	WG	n/a	CS	5/26/2009	Voa	SW-846:8260B	Dichloropropane[2,2-]	<	1	µg/L	U	U	U_LAB	0.3	1	GELC
R-22	MP5A	1448.2	09-2049	GW22-09-8520	UF	WG	n/a	CS	5/26/2009	Voa	SW-846:8260B	Dichloropropene[1,1-]	<	1	µg/L	U	U	U_LAB	0.25	1	GELC
R-22	MP5A	1448.2	09-2049	GW22-09-8520	UF	WG	n/a	CS	5/26/2009	Voa	SW-846:8260B	Dichloropropene[cis-1,3-]	<	1	µg/L	U	U	U_LAB	0.25	1	GELC
R-22	MP5A	1448.2	09-2049	GW22-09-8520	UF	WG	n/a	CS	5/26/2009	Voa	SW-846:8260B	Dichloropropene[trans-1,3-]	<	1	µg/L	U	U	U_LAB	0.25	1	GELC
R-22	MP5A	1448.2	09-2049	GW22-09-8520	UF	WG	n/a	CS	5/26/2009	Voa	SW-846:8260B	Diethyl Ether	<	1	µg/L	U	U	U_LAB	0.3	1	GELC
R-22	MP5A	1448.2	09-2049	GW22-09-8520	UF	WG	n/a	CS	5/26/2009	Voa	SW-846:8260B	Ethyl Methacrylate	<	5	µg/L	U	U	U_LAB	1	5	GELC
R-22	MP5A	1448.2	09-2049	GW22-09-8520	UF	WG	n/a	CS	5/26/2009	Voa	SW-846:8260B	Ethylbenzene	<	1	µg/L	U	U	U_LAB	0.25	1	GELC
R-22	MP5A	1448.2	09-2049	GW22-09-8520	UF	WG	n/a	CS	5/26/2009	Voa	SW-846:8260B	Hexachlorobutadiene	<	1	µg/L	U	U	U_LAB	0.44	1	GELC
R-22	MP5A	1448.2	09-2049	GW22-09-8520	UF	WG	n/a	CS	5/26/2009	Voa	SW-846:8260B	Hexanone[2-]	<	5	µg/L	U	U	U_LAB	1.3	5	GELC
R-22	MP5A	1448.2	09-2049	GW22-09-8520	UF	WG	n/a	CS	5/26/2009	Voa	SW-846:8260B	Iodomethane	<	5	µg/L	U	U	U_LAB	1.3	5	GELC
R-22	MP5A	1448.2	09-2049	GW22-09-8520	UF	WG	n/a	CS	5/26/2009	Voa	SW-846:8260B	Isopropylbenzene	<	1	µg/L	U	U	U_LAB	0.25	1	GELC
R-22	MP5A	1448.2	09-2049	GW22-09-8520	UF	WG	n/a	CS	5/26/2009	Voa	SW-846:8260B	Isopropyltoluene[4-]	<	1	µg/L	U	U	U_LAB	0.25	1	GELC
R-22	MP5A	1448.2	09-2049	GW22-09-8520	UF	WG	n/a	CS	5/26/2009	Voa	SW-846:8260B	Methacrylonitrile	<	5	µg/L	U	U	U_LAB	1	5	GELC
R-22	MP5A	1448.2	09-2049	GW22-09-8520	UF	WG	n/a	CS	5/26/2009	Voa	SW-846:8260B	Methyl Methacrylate	<	5	µg/L	U	U	U_LAB	1	5	GELC
R-22	MP5A	1448.2	09-2049	GW22-09-8520	UF	WG	n/a	CS	5/26/2009	Voa	SW-846:8260B	Methyl tert-Butyl Ether	<	1	µg/L	U	U	U_LAB	0.25	1	GELC
R-22	MP5A	1448.2	09-2049	GW22-09-8520	UF	WG	n/a	CS	5/26/2009	Voa	SW-846:8260B	Methyl-2-pentanone[4-]	<	5	µg/L	U	U	U_LAB	1.3	5	GELC
R-22	MP5A	1448.2	09-2049	GW22-09-8520	UF	WG	n/a	CS	5/26/2009	Voa	SW-846:8260B	Methylene Chloride	<	10	µg/L	U	U	U_LAB	3	10	GELC
R-22	MP5A	1448.2	09-2049	GW22-09-8520	UF	WG	n/a	CS	5/26/2009	Voa	SW-846:8260B	Naphthalene	<	1	µg/L	U	UJ	V7c	0.25	1	GELC
R-22	MP5A	1448.2	09-2049	GW22-09-8520	UF	WG	n/a	CS	5/26/2009	Voa	SW-846:8260B	Propionitrile	<	5	µg/L	U	U	U_LAB	1.5	5	GELC
R-22	MP5A	1448.2	09-2049	GW22-09-8520	UF	WG	n/a	CS	5/26/2009	Voa	SW-846:8260B	Propylbenzene[1-]	<	1	µg/L	U	U	U_LAB	0.25	1	GELC
R-22	MP5A	1448.2	09-2049	GW22-09-8520	UF	WG	n/a	CS	5/26/2009	Voa	SW-846:8260B	Styrene	<	1	µg/L	U	U	U_LAB	0.25	1	GELC
R-22	MP5A	1448.2	09-2049	GW22-09-8520	UF	WG	n/a	CS	5/26/2009	Voa	SW-846:8260B	Tetrachloroethane[1,1,1,2-]	<	1	µg/L	U	U	U_LAB	0.3	1	GELC
R-22	MP5A	1448.2	09-2049	GW22-09-8520	UF	WG	n/a	CS	5/26/2009	Voa	SW-846:8260B	Tetrachloroethane[1,1,2,2-]	<	1	µg/L	U	U	U_LAB	0.25	1	GELC
R-22	MP5A	1448.2	09-2049	GW22-09-8520	UF	WG	n/a	CS	5/26/2009	Voa	SW-846:8260B	Tetrachloroethene	<	1	µg/L	U	U	U_LAB	0.45	1	GELC
R-22	MP5A	1448.2	09-2049	GW22-09-8520	UF	WG	n/a	CS	5/26/2009	Voa	SW-846:8260B	Toluene	<	1	µg/L	U	U	U_LAB	0.25	1	GELC

Table B-3 (continued)

Location	Port Name	Port Depth (ft)	Request	Sample	Field Prep	Field Matrix	Field QC Type	Lab Sample Type	Date	Suite	Method	Analyte	Symbol	Result	Units	Lab Qual	2nd Qual	2nd Reason	MDL	Quant Limit	Lab
R-22	MP5A	1448.2	09-2049	GW22-09-8520	UF	WG	n/a	CS	5/26/2009	Voa	SW-846:8260B	Trichloro-1,2,2-trifluoroethane[1,1,2-]	<	5	µg/L	U	U	U_LAB	1	5	GELC
R-22	MP5A	1448.2	09-2049	GW22-09-8520	UF	WG	n/a	CS	5/26/2009	Voa	SW-846:8260B	Trichlorobenzene[1,2,3-]	<	1	µg/L	U	U	U_LAB	0.33	1	GELC
R-22	MP5A	1448.2	09-2049	GW22-09-8520	UF	WG	n/a	CS	5/26/2009	Voa	SW-846:8260B	Trichlorobenzene[1,2,4-]	<	1	µg/L	U	U	U_LAB	0.3	1	GELC
R-22	MP5A	1448.2	09-2049	GW22-09-8520	UF	WG	n/a	CS	5/26/2009	Voa	SW-846:8260B	Trichloroethane[1,1,1-]	<	1	µg/L	U	U	U_LAB	0.33	1	GELC
R-22	MP5A	1448.2	09-2049	GW22-09-8520	UF	WG	n/a	CS	5/26/2009	Voa	SW-846:8260B	Trichloroethane[1,1,2-]	<	1	µg/L	U	U	U_LAB	0.25	1	GELC
R-22	MP5A	1448.2	09-2049	GW22-09-8520	UF	WG	n/a	CS	5/26/2009	Voa	SW-846:8260B	Trichloroethene	<	1	µg/L	U	U	U_LAB	0.25	1	GELC
R-22	MP5A	1448.2	09-2049	GW22-09-8520	UF	WG	n/a	CS	5/26/2009	Voa	SW-846:8260B	Trichlorofluoromethane	<	1	µg/L	U	U	U_LAB	0.31	1	GELC
R-22	MP5A	1448.2	09-2049	GW22-09-8520	UF	WG	n/a	CS	5/26/2009	Voa	SW-846:8260B	Trichloropropane[1,2,3-]	<	1	µg/L	U	U	U_LAB	0.3	1	GELC
R-22	MP5A	1448.2	09-2049	GW22-09-8520	UF	WG	n/a	CS	5/26/2009	Voa	SW-846:8260B	Trimethylbenzene[1,2,4-]	<	1	µg/L	U	U	U_LAB	0.25	1	GELC
R-22	MP5A	1448.2	09-2049	GW22-09-8520	UF	WG	n/a	CS	5/26/2009	Voa	SW-846:8260B	Trimethylbenzene[1,3,5-]	<	1	µg/L	U	U	U_LAB	0.25	1	GELC
R-22	MP5A	1448.2	09-2049	GW22-09-8520	UF	WG	n/a	CS	5/26/2009	Voa	SW-846:8260B	Vinyl acetate	<	5	µg/L	U	U	U_LAB	1.5	5	GELC
R-22	MP5A	1448.2	09-2049	GW22-09-8520	UF	WG	n/a	CS	5/26/2009	Voa	SW-846:8260B	Vinyl Chloride	<	1	µg/L	U	U	U_LAB	0.5	1	GELC
R-22	MP5A	1448.2	09-2049	GW22-09-8520	UF	WG	n/a	CS	5/26/2009	Voa	SW-846:8260B	Xylene[1,2-]	<	1	µg/L	U	U	U_LAB	0.25	1	GELC
R-22	MP5A	1448.2	09-2049	GW22-09-8520	UF	WG	n/a	CS	5/26/2009	Voa	SW-846:8260B	Xylene[1,3-]+Xylene[1,4-]	<	2	µg/L	U	U	U_LAB	0.43	2	GELC
R-22	MP5A	1448.2	09-2049	GW22-09-8521	F	WG	n/a	CS	5/26/2009	Geninorg	SW-846:6850	Perchlorate		0.257	µg/L				0.05	0.2	GELC
R-22	MP5A	1448.2	09-2049	GW22-09-8527	F	WG	n/a	CS	5/26/2009	Geninorg	SW-846:6850	Perchlorate		0.236	µg/L				0.05	0.2	GELC
R-22	MP5A	1448.2	09-2049	GW22-09-8543	UF	WG	FD	CS	5/26/2009	Voa	SW-846:8260B	Acetone	<	10	µg/L	U	UJ	V7c	3.5	10	GELC
R-22	MP5A	1448.2	09-2049	GW22-09-8543	UF	WG	FD	CS	5/26/2009	Voa	SW-846:8260B	Acrolein	<	5	µg/L	U	U	U_LAB	1.3	5	GELC
R-22	MP5A	1448.2	09-2049	GW22-09-8543	UF	WG	FD	CS	5/26/2009	Voa	SW-846:8260B	Acrylonitrile	<	5	µg/L	U	U	U_LAB	1	5	GELC
R-22	MP5A	1448.2	09-2049	GW22-09-8543	UF	WG	FD	CS	5/26/2009	Voa	SW-846:8260B	Benzene	<	1	µg/L	U	U	U_LAB	0.3	1	GELC
R-22	MP5A	1448.2	09-2049	GW22-09-8543	UF	WG	FD	CS	5/26/2009	Voa	SW-846:8260B	Bromobenzene	<	1	µg/L	U	U	U_LAB	0.25	1	GELC
R-22	MP5A	1448.2	09-2049	GW22-09-8543	UF	WG	FD	CS	5/26/2009	Voa	SW-846:8260B	Bromochloromethane	<	1	µg/L	U	U	U_LAB	0.36	1	GELC
R-22	MP5A	1448.2	09-2049	GW22-09-8543	UF	WG	FD	CS	5/26/2009	Voa	SW-846:8260B	Bromodichloromethane	<	1	µg/L	U	U	U_LAB	0.25	1	GELC
R-22	MP5A	1448.2	09-2049	GW22-09-8543	UF	WG	FD	CS	5/26/2009	Voa	SW-846:8260B	Bromoform	<	1	µg/L	U	UJ	V7c	0.25	1	GELC
R-22	MP5A	1448.2	09-2049	GW22-09-8543	UF	WG	FD	CS	5/26/2009	Voa	SW-846:8260B	Bromomethane	<	1	µg/L	U	U	U_LAB	0.5	1	GELC
R-22	MP5A	1448.2	09-2049	GW22-09-8543	UF	WG	FD	CS	5/26/2009	Voa	SW-846:8260B	Butanone[2-]	<	5	µg/L	U	UJ	V7c	1.3	5	GELC
R-22	MP5A	1448.2	09-2049	GW22-09-8543	UF	WG	FD	CS	5/26/2009	Voa	SW-846:8260B	Butylbenzene[n-]	<	1	µg/L	U	U	U_LAB	0.25	1	GELC
R-22	MP5A	1448.2	09-2049	GW22-09-8543	UF	WG	FD	CS	5/26/2009	Voa	SW-846:8260B	Butylbenzene[sec-]	<	1	µg/L	U	U	U_LAB	0.25	1	GELC
R-22	MP5A	1448.2	09-2049	GW22-09-8543	UF	WG	FD	CS	5/26/2009	Voa	SW-846:8260B	Butylbenzene[tert-]	<	1	µg/L	U	U	U_LAB	0.25	1	GELC
R-22	MP5A	1448.2	09-2049	GW22-09-8543	UF	WG	FD	CS	5/26/2009	Voa	SW-846:8260B	Carbon Disulfide	<	5	µg/L	U	U	U_LAB	1.3	5	GELC
R-22	MP5A	1448.2	09-2049	GW22-09-8543	UF	WG	FD	CS	5/26/2009	Voa	SW-846:8260B	Carbon Tetrachloride	<	1	µg/L	U	U	U_LAB	0.26	1	GELC
R-22	MP5A	1448.2	09-2049	GW22-09-8543	UF	WG	FD	CS	5/26/2009	Voa	SW-846:8260B	Chloro-1,3-butadiene[2-]	<	1	µg/L	U	U	U_LAB	0.3	1	GELC
R-22	MP5A	1448.2	09-2049	GW22-09-8543	UF	WG	FD	CS	5/26/2009	Voa	SW-846:8260B	Chloro-1-propene[3-]	<	5	µg/L	U	U	U_LAB	1.5	5	GELC
R-22	MP5A	1448.2	09-2049	GW22-09-8543	UF	WG	FD	CS	5/26/2009	Voa	SW-846:8260B	Chlorobenzene	<	1	µg/L	U	U	U_LAB	0.25	1	GELC
R-22	MP5A	1448.2	09-2049	GW22-09-8543	UF	WG	FD	CS	5/26/2009	Voa	SW-846:8260B	Chlorodibromomethane	<	1	µg/L	U	U	U_LAB	0.26	1	GELC
R-22	MP5A	1448.2	09-2049	GW22-09-8543	UF	WG	FD	CS	5/26/2009	Voa	SW-846:8260B	Chloroethane	<	1	µg/L	U	U	U_LAB	0.3	1	GELC
R-22	MP5A	1448.2	09-2049	GW22-09-8543	UF	WG	FD	CS	5/26/2009	Voa	SW-846:8260B	Chloroform	<	1	µg/L	U	U	U_LAB	0.25	1	GELC
R-22	MP5A	1448.2	09-2049	GW22-09-8543	UF	WG	FD	CS	5/26/2009	Voa	SW-846:8260B	Chloromethane	<	1	µg/L	U	U	U_LAB	0.3	1	GELC
R-22	MP5A	1448.2	09-2049	GW22-09-8543	UF	WG	FD	CS	5/26/2009	Voa	SW-846:8260B	Chlorotoluene[2-]	<	1	µg/L	U	U	U_LAB	0.25	1	GELC

Table B-3 (continued)

Location	Port Name	Port Depth (ft)	Request	Sample	Field Prep	Field Matrix	Field QC Type	Lab Sample Type	Date	Suite	Method	Analyte	Symbol	Result	Units	Lab Qual	2nd Qual	2nd Reason	MDL	Quant Limit	Lab
R-22	MP5A	1448.2	09-2049	GW22-09-8543	UF	WG	FD	CS	5/26/2009	Voa	SW-846:8260B	Chlorotoluene[4-]	<	1	µg/L	U	U	U_LAB	0.25	1	GELC
R-22	MP5A	1448.2	09-2049	GW22-09-8543	UF	WG	FD	CS	5/26/2009	Voa	SW-846:8260B	Dibromo-3-Chloropropane[1,2-]	<	1	µg/L	U	U	U_LAB	0.5	1	GELC
R-22	MP5A	1448.2	09-2049	GW22-09-8543	UF	WG	FD	CS	5/26/2009	Voa	SW-846:8260B	Dibromoethane[1,2-]	<	1	µg/L	U	U	U_LAB	0.25	1	GELC
R-22	MP5A	1448.2	09-2049	GW22-09-8543	UF	WG	FD	CS	5/26/2009	Voa	SW-846:8260B	Dibromomethane	<	1	µg/L	U	U	U_LAB	0.3	1	GELC
R-22	MP5A	1448.2	09-2049	GW22-09-8543	UF	WG	FD	CS	5/26/2009	Voa	SW-846:8260B	Dichlorobenzene[1,2-]	<	1	µg/L	U	U	U_LAB	0.25	1	GELC
R-22	MP5A	1448.2	09-2049	GW22-09-8543	UF	WG	FD	CS	5/26/2009	Voa	SW-846:8260B	Dichlorobenzene[1,3-]	<	1	µg/L	U	U	U_LAB	0.25	1	GELC
R-22	MP5A	1448.2	09-2049	GW22-09-8543	UF	WG	FD	CS	5/26/2009	Voa	SW-846:8260B	Dichlorobenzene[1,4-]	<	1	µg/L	U	U	U_LAB	0.25	1	GELC
R-22	MP5A	1448.2	09-2049	GW22-09-8543	UF	WG	FD	CS	5/26/2009	Voa	SW-846:8260B	Dichlorodifluoromethane	<	1	µg/L	U	U	U_LAB	0.5	1	GELC
R-22	MP5A	1448.2	09-2049	GW22-09-8543	UF	WG	FD	CS	5/26/2009	Voa	SW-846:8260B	Dichloroethane[1,1-]	<	1	µg/L	U	U	U_LAB	0.3	1	GELC
R-22	MP5A	1448.2	09-2049	GW22-09-8543	UF	WG	FD	CS	5/26/2009	Voa	SW-846:8260B	Dichloroethane[1,2-]	<	1	µg/L	U	U	U_LAB	0.25	1	GELC
R-22	MP5A	1448.2	09-2049	GW22-09-8543	UF	WG	FD	CS	5/26/2009	Voa	SW-846:8260B	Dichloroethene[1,1-]	<	1	µg/L	U	U	U_LAB	0.3	1	GELC
R-22	MP5A	1448.2	09-2049	GW22-09-8543	UF	WG	FD	CS	5/26/2009	Voa	SW-846:8260B	Dichloroethene[cis-1,2-]	<	1	µg/L	U	U	U_LAB	0.3	1	GELC
R-22	MP5A	1448.2	09-2049	GW22-09-8543	UF	WG	FD	CS	5/26/2009	Voa	SW-846:8260B	Dichloroethene[trans-1,2-]	<	1	µg/L	U	U	U_LAB	0.3	1	GELC
R-22	MP5A	1448.2	09-2049	GW22-09-8543	UF	WG	FD	CS	5/26/2009	Voa	SW-846:8260B	Dichloropropane[1,2-]	<	1	µg/L	U	U	U_LAB	0.25	1	GELC
R-22	MP5A	1448.2	09-2049	GW22-09-8543	UF	WG	FD	CS	5/26/2009	Voa	SW-846:8260B	Dichloropropane[1,3-]	<	1	µg/L	U	U	U_LAB	0.25	1	GELC
R-22	MP5A	1448.2	09-2049	GW22-09-8543	UF	WG	FD	CS	5/26/2009	Voa	SW-846:8260B	Dichloropropane[2,2-]	<	1	µg/L	U	U	U_LAB	0.3	1	GELC
R-22	MP5A	1448.2	09-2049	GW22-09-8543	UF	WG	FD	CS	5/26/2009	Voa	SW-846:8260B	Dichloropropene[1,1-]	<	1	µg/L	U	U	U_LAB	0.25	1	GELC
R-22	MP5A	1448.2	09-2049	GW22-09-8543	UF	WG	FD	CS	5/26/2009	Voa	SW-846:8260B	Dichloropropene[cis-1,3-]	<	1	µg/L	U	U	U_LAB	0.25	1	GELC
R-22	MP5A	1448.2	09-2049	GW22-09-8543	UF	WG	FD	CS	5/26/2009	Voa	SW-846:8260B	Dichloropropene[trans-1,3-]	<	1	µg/L	U	U	U_LAB	0.25	1	GELC
R-22	MP5A	1448.2	09-2049	GW22-09-8543	UF	WG	FD	CS	5/26/2009	Voa	SW-846:8260B	Diethyl Ether	<	1	µg/L	U	U	U_LAB	0.3	1	GELC
R-22	MP5A	1448.2	09-2049	GW22-09-8543	UF	WG	FD	CS	5/26/2009	Voa	SW-846:8260B	Ethyl Methacrylate	<	5	µg/L	U	U	U_LAB	1	5	GELC
R-22	MP5A	1448.2	09-2049	GW22-09-8543	UF	WG	FD	CS	5/26/2009	Voa	SW-846:8260B	Ethylbenzene	<	1	µg/L	U	U	U_LAB	0.25	1	GELC
R-22	MP5A	1448.2	09-2049	GW22-09-8543	UF	WG	FD	CS	5/26/2009	Voa	SW-846:8260B	Hexachlorobutadiene	<	1	µg/L	U	U	U_LAB	0.44	1	GELC
R-22	MP5A	1448.2	09-2049	GW22-09-8543	UF	WG	FD	CS	5/26/2009	Voa	SW-846:8260B	Hexanone[2-]	<	5	µg/L	U	U	U_LAB	1.3	5	GELC
R-22	MP5A	1448.2	09-2049	GW22-09-8543	UF	WG	FD	CS	5/26/2009	Voa	SW-846:8260B	Iodomethane	<	5	µg/L	U	U	U_LAB	1.3	5	GELC
R-22	MP5A	1448.2	09-2049	GW22-09-8543	UF	WG	FD	CS	5/26/2009	Voa	SW-846:8260B	Isopropylbenzene	<	1	µg/L	U	U	U_LAB	0.25	1	GELC
R-22	MP5A	1448.2	09-2049	GW22-09-8543	UF	WG	FD	CS	5/26/2009	Voa	SW-846:8260B	Isopropyltoluene[4-]	<	1	µg/L	U	U	U_LAB	0.25	1	GELC
R-22	MP5A	1448.2	09-2049	GW22-09-8543	UF	WG	FD	CS	5/26/2009	Voa	SW-846:8260B	Methacrylonitrile	<	5	µg/L	U	U	U_LAB	1	5	GELC
R-22	MP5A	1448.2	09-2049	GW22-09-8543	UF	WG	FD	CS	5/26/2009	Voa	SW-846:8260B	Methyl Methacrylate	<	5	µg/L	U	U	U_LAB	1	5	GELC
R-22	MP5A	1448.2	09-2049	GW22-09-8543	UF	WG	FD	CS	5/26/2009	Voa	SW-846:8260B	Methyl tert-Butyl Ether	<	1	µg/L	U	U	U_LAB	0.25	1	GELC
R-22	MP5A	1448.2	09-2049	GW22-09-8543	UF	WG	FD	CS	5/26/2009	Voa	SW-846:8260B	Methyl-2-pentanone[4-]	<	5	µg/L	U	U	U_LAB	1.3	5	GELC
R-22	MP5A	1448.2	09-2049	GW22-09-8543	UF	WG	FD	CS	5/26/2009	Voa	SW-846:8260B	Methylene Chloride	<	10	µg/L	U	U	U_LAB	3	10	GELC
R-22	MP5A	1448.2	09-2049	GW22-09-8543	UF	WG	FD	CS	5/26/2009	Voa	SW-846:8260B	Naphthalene	<	1	µg/L	U	UJ	V7c	0.25	1	GELC
R-22	MP5A	1448.2	09-2049	GW22-09-8543	UF	WG	FD	CS	5/26/2009	Voa	SW-846:8260B	Propionitrile	<	5	µg/L	U	U	U_LAB	1.5	5	GELC
R-22	MP5A	1448.2	09-2049	GW22-09-8543	UF	WG	FD	CS	5/26/2009	Voa	SW-846:8260B	Propylbenzene[1-]	<	1	µg/L	U	U	U_LAB	0.25	1	GELC
R-22	MP5A	1448.2	09-2049	GW22-09-8543	UF	WG	FD	CS	5/26/2009	Voa	SW-846:8260B	Styrene	<	1	µg/L	U	U	U_LAB	0.25	1	GELC
R-22	MP5A	1448.2	09-2049	GW22-09-8543	UF	WG	FD	CS	5/26/2009	Voa	SW-846:8260B	Tetrachloroethane[1,1,1,2-]	<	1	µg/L	U	U	U_LAB	0.3	1	GELC
R-22	MP5A	1448.2	09-2049	GW22-09-8543	UF	WG	FD	CS	5/26/2009	Voa	SW-846:8260B	Tetrachloroethane[1,1,2,2-]	<	1	µg/L	U	U	U_LAB	0.25	1	GELC
R-22	MP5A	1448.2	09-2049	GW22-09-8543	UF	WG	FD	CS	5/26/2009	Voa	SW-846:8260B	Tetrachloroethene	<	1	µg/L	U	U	U_LAB	0.45	1	GELC

Table B-3 (continued)

Location	Port Name	Port Depth (ft)	Request	Sample	Field Prep	Field Matrix	Field QC Type	Lab Sample Type	Date	Suite	Method	Analyte	Symbol	Result	Units	Lab Qual	2nd Qual	2nd Reason	MDL	Quant Limit	Lab
R-22	MP5A	1448.2	09-2049	GW22-09-8543	UF	WG	FD	CS	5/26/2009	Voa	SW-846:8260B	Toluene	<	1	µg/L	U	U	U_LAB	0.25	1	GELC
R-22	MP5A	1448.2	09-2049	GW22-09-8543	UF	WG	FD	CS	5/26/2009	Voa	SW-846:8260B	Trichloro-1,2,2-trifluoroethane[1,1,2-]	<	5	µg/L	U	U	U_LAB	1	5	GELC
R-22	MP5A	1448.2	09-2049	GW22-09-8543	UF	WG	FD	CS	5/26/2009	Voa	SW-846:8260B	Trichlorobenzene[1,2,3-]	<	1	µg/L	U	U	U_LAB	0.33	1	GELC
R-22	MP5A	1448.2	09-2049	GW22-09-8543	UF	WG	FD	CS	5/26/2009	Voa	SW-846:8260B	Trichlorobenzene[1,2,4-]	<	1	µg/L	U	U	U_LAB	0.3	1	GELC
R-22	MP5A	1448.2	09-2049	GW22-09-8543	UF	WG	FD	CS	5/26/2009	Voa	SW-846:8260B	Trichloroethane[1,1,1-]	<	1	µg/L	U	U	U_LAB	0.33	1	GELC
R-22	MP5A	1448.2	09-2049	GW22-09-8543	UF	WG	FD	CS	5/26/2009	Voa	SW-846:8260B	Trichloroethane[1,1,2-]	<	1	µg/L	U	U	U_LAB	0.25	1	GELC
R-22	MP5A	1448.2	09-2049	GW22-09-8543	UF	WG	FD	CS	5/26/2009	Voa	SW-846:8260B	Trichloroethene	<	1	µg/L	U	U	U_LAB	0.25	1	GELC
R-22	MP5A	1448.2	09-2049	GW22-09-8543	UF	WG	FD	CS	5/26/2009	Voa	SW-846:8260B	Trichlorofluoromethane	<	1	µg/L	U	U	U_LAB	0.31	1	GELC
R-22	MP5A	1448.2	09-2049	GW22-09-8543	UF	WG	FD	CS	5/26/2009	Voa	SW-846:8260B	Trichloropropane[1,2,3-]	<	1	µg/L	U	U	U_LAB	0.3	1	GELC
R-22	MP5A	1448.2	09-2049	GW22-09-8543	UF	WG	FD	CS	5/26/2009	Voa	SW-846:8260B	Trimethylbenzene[1,2,4-]	<	1	µg/L	U	U	U_LAB	0.25	1	GELC
R-22	MP5A	1448.2	09-2049	GW22-09-8543	UF	WG	FD	CS	5/26/2009	Voa	SW-846:8260B	Trimethylbenzene[1,3,5-]	<	1	µg/L	U	U	U_LAB	0.25	1	GELC
R-22	MP5A	1448.2	09-2049	GW22-09-8543	UF	WG	FD	CS	5/26/2009	Voa	SW-846:8260B	Vinyl acetate	<	5	µg/L	U	U	U_LAB	1.5	5	GELC
R-22	MP5A	1448.2	09-2049	GW22-09-8543	UF	WG	FD	CS	5/26/2009	Voa	SW-846:8260B	Vinyl Chloride	<	1	µg/L	U	U	U_LAB	0.5	1	GELC
R-22	MP5A	1448.2	09-2049	GW22-09-8543	UF	WG	FD	CS	5/26/2009	Voa	SW-846:8260B	Xylene[1,2-]	<	1	µg/L	U	U	U_LAB	0.25	1	GELC
R-22	MP5A	1448.2	09-2049	GW22-09-8543	UF	WG	FD	CS	5/26/2009	Voa	SW-846:8260B	Xylene[1,3-]+Xylene[1,4-]	<	2	µg/L	U	U	U_LAB	0.43	2	GELC
R-22	MP5A	1448.2	09-2049	GW22-09-8544	F	WG	FD	CS	5/26/2009	Geninorg	SW-846:6850	Perchlorate		0.247	µg/L				0.05	0.2	GELC
R-22	MP5A	1448.2	09-2050	GW22-09-8498	UF	WG	n/a	CS	5/26/2009	Rad	LLEE	Tritium	<	-0.12772	pCi/L	U	U	R5	n/a	n/a	UMTL
R-22	MP5A	1448.2	09-2050	GW22-09-8500	UF	WG	n/a	CS	5/26/2009	Rad	LLEE	Tritium	<	0	pCi/L	U	U	R5	n/a	n/a	UMTL
R-22	MP5A	1448.2	09-2050	GW22-09-8508	UF	WG	n/a	CS	5/26/2009	Rad	LLEE	Tritium	<	0.15965	pCi/L	U	U	R5	n/a	n/a	UMTL
R-22	MP5A	1448.2	09-2050	GW22-09-8510	UF	WG	n/a	CS	5/26/2009	Rad	LLEE	Tritium	<	-0.03193	pCi/L	U	U	R5	n/a	n/a	UMTL
R-22	MP5A	1448.2	09-2050	GW22-09-8512	UF	WG	n/a	CS	5/26/2009	Rad	LLEE	Tritium	<	-0.38316	pCi/L	U	U	R5	n/a	n/a	UMTL
R-22	MP5A	1448.2	09-2050	GW22-09-8514	UF	WG	n/a	CS	5/26/2009	Rad	LLEE	Tritium	<	0.22351	pCi/L	U	U	R5	n/a	n/a	UMTL
R-22	MP5A	1448.2	09-2050	GW22-09-8518	UF	WG	n/a	CS	5/26/2009	Rad	LLEE	Tritium	<	-0.06386	pCi/L	U	U	R5	n/a	n/a	UMTL
R-22	MP5A	1448.2	09-2050	GW22-09-8520	UF	WG	n/a	CS	5/26/2009	Rad	LLEE	Tritium	<	0.35123	pCi/L		U	R11	n/a	n/a	UMTL
R-22	MP5A	1448.2	09-2050	GW22-09-8526	UF	WG	n/a	CS	5/26/2009	Rad	LLEE	Tritium	<	-0.09579	pCi/L	U	U	R5	n/a	n/a	UMTL
R-22	MP5A	1448.2	09-2050	GW22-09-8543	UF	WG	FD	CS	5/26/2009	Rad	LLEE	Tritium	<	0.19158	pCi/L	U	U	R5	n/a	n/a	UMTL

Notes: MDL = Method detection limit; UF = unfiltered; WG = groundwater; CS = customer sample; n/a = not applicable.
J_LAB = The analytical laboratory qualified the detected result as estimated (J) because the result was less the practical quantitation limit but greater than the method detection limit.
R11 = The results for the affected analytes should be regarded as not-detected (U) because the associated sample concentration was less than 3x the 1 sigma TPU.
R5 = Analyte is not detected because the amount reported is less than the minimum detectable amount.
U_LAB = The analytical laboratory qualified the analyte as not detected.
V7c = The initial calibration verification and or continuing calibration verification was recovered outside the method specific criteria.
For tritium, 1-s total propagated uncertainty is 0.28737, and minimum detectable amount is 0.28737.

Table B-4
Well Screen Analysis for Screen 5

Well	Sample Depth (ft)	Scr #	Sample Collection Date	Sample ID	Event	Tritium (pCi/L)	Modern water?	3H plume?	Field pH		Low pH?	High pH?	Test Gen-1	Alkalinity (mg/L CaCO3)			Test Gen-2	Turbidity (NTU)	Test Gen-3	Acetone (µg/L)	Lab Qual Code	Test B1	NH3-N (mg/L)	Lab Qual Code	Test B2	TKN (mg/L)	Lab Qual Code	Test B3	TOC (mg/L)	Lab Qual Code	Test B4	Ba µg/L	Test D3	Test E1
							pCi/L	pCi/L			SU	SU					mg/L		NTU			µg/L			mg/L			mg/L			mg/L		µg/L	µg/L
							>UL	>UL			>LL	<UL					<UL		<UL			<UL			<UL			<UL			<UL		>LL	<UL
							1	17			6.4	9.0					157		5			5			0.05			0.5			1		1.4	57
R-22	1440	5	20-May-09	GW22-09-8475	1	ND	ND	ND	8.06	Fld	Yes	Yes	P	106	NF	P	0.37	P	ND		ND	ND		ND	ND		ND	0.3	NF	P	54	P	P
R-22	1440	5	26-May-09	GW22-09-8483	5	ND	ND	ND	7.84	Fld	Yes	Yes	P	106	NF	P	0.33	P	ND		ND	ND		ND	ND		ND	0.3	NF	P	55	P	P
R-22	1440	5	20-May-09	GW22-09-8493	10	ND	ND	ND	7.96	Fld	Yes	Yes	P	106	NF	P	0.36	P	ND		ND	ND		ND	ND		ND	0.3	NF	P	64	P	F
R-22	1440	5	26-May-09	GW22-09-8495	14	ND	ND	ND	7.82	Fld	Yes	Yes	P	107	NF	P	1.47	P	ND		ND	ND		ND	ND		ND	0.5	NF	P	61	P	F
R-22	1440	5	26-May-09	GW22-09-8544	21	ND	ND	ND	0.79	Fld	Yes	Yes	P	106	NF	P	4.43	P	ND		ND	ND		ND	ND		ND	0.4	NF	P	56	P	P
R-22	1440	5	26-May-09	GW22-09-8521	28	ND	ND	ND	7.89	Fld	Yes	Yes	P	105	NF	P	0.35	P	ND		ND	ND		ND	ND		ND	0.3	NF	P	53	P	P

Table B-4 (continued)

Well	Sample Depth (ft)	Scr #	Sample Collection Date	Sample ID	Event	Ca mg/L	Test E2a	Test E2b	Test E2	Cl mg/L	Test A1	F mg/L	Lab Qual Code	Test A2	Mg mg/L	Test E3	NO3-N mg/L	Lab Qual Code	Test Gen-5	Test C10	ORP	Comment	Test C3	DO	Test C11		ClO4 µg/L	Lab Qual Code	Test Gen-4	Test C7
							mg/L	mg/L	Within		mg/L			mg/L		mg/L				mg/L			mV		mg/L					µg/L
							>LL	<UL	range		<UL			<UL		<UL			<UL	>LL			>LL		>LL				<UL	>LL
							4	42			3.6			0.6		4.2			0. 89	0.01			0		2				0.5	0.2
R-22	1440	5	20-May-09	GW22-09-8475	1	13.8	Yes	Yes	P	4.6	F	0.44		P	3.37	P	0.273		P	P	90.4		P	4.6	P	<	2	U	ND	ND
R-22	1440	5	26-May-09	GW22-09-8483	5	13.9	Yes	Yes	P	4.6	F	0.44		P	3.32	P	0.278		P	P	200.7		P	4.5	P	<	2	U	ND	ND
R-22	1440	5	20-May-09	GW22-09-8493	10	13.6	Yes	Yes	P	4.3	F	0.26		P	3.61	P	0.266		P	P	147.8		P	4.5	P	<	2	U	ND	ND
R-22	1440	5	26-May-09	GW22-09-8495	14	14.0	Yes	Y	P	4.4	F	0.42		P	3.53	P	0.327		P	P	77.3		P	3.6	P	<	2	U	ND	ND
R-22	1440	5	26-May-09	GW22-09-8544	21	14.0	Yes	Yes	P	4.4	F	0.44		P	3.64	P	0.280		P	P	173.1		P	4.4	P	<	2	U	ND	ND
R-22	1440	5	26-May-09	GW22-09-8521	28	13.2	Yes	Yes	P	4.4	F	0.45		P	3.61	P	0.280		P	P	134.3		P	4.5	P	<	2	U	ND	ND

Table B-4 (continued)

Well	Sample Depth (ft)	Scr #	Sample Collection Date	Sample ID	Event	PO4-P	Lab Qual Code	UOM	Test A6	Na mg/L	Molar ratio Na/Cl	Test A4	SO4 mg/L	Lab Qual Code	Test C1	Test A5	Sulfide		Test C2	B µg/L	Lab Qual Code	Test A1	Cr (F) µg/L	Lab Qual Code	Test Gen-6	Test C9	Cr (NF) µg/L	Lab Qual Code	Test F3	Ratio Cr (NF/F)	Test F4
						Threshold			mg/L P			mg/L			mg/L	mg/L			mg/L				µg/L			µg/L			µg/L		Ratio
						as P			<UL			<UL			>LL	<UL			<UL			<UL			<UL	>LL			<UL		<UL
						0.34			0.08			25			1.7	7.2			0.01			39			5.75	0.39			10		5
R-22	1440	5	20-May-09	GW22-09-8475	1	0.04		mg/L as PO4	P	16.3	5.5	P	5.1		P	P	0.01	U	P	32		P	4.0		P	P	5.0		P	1.3	NA
R-22	1440	5	26-May-09	GW22-09-8483	5	0.04		mg/L as PO4	P	16.0	5.4	P	5.1		P	P	0.01	U	P	44		P	5.0		P	P	5.0		P	1.0	NA
R-22	1440	5	20-May-09	GW22-09-8493	10	0.04		mg/L as PO4	P	17.9	6.4	P	4.9		P	P	0.01	U	P	42		P	5.0		P	P	5.0		P	1.0	NA
R-22	1440	5	26-May-09	GW22-09-8495	14	0.04		mg/L as PO4	P	17.2	6.0	P	5.1		P	P	0.01	U	P	42		P	5.0		P	P	5.0		P	1.0	NA
R-22	1440	5	26-May-09	GW22-09-8544	21	0.04		mg/L as PO4	P	16.6	5.8	P	5.0		P	P	0.01	U	P	9		P	5.0		P	P	5.0		P	1.0	NA
R-22	1440	5	26-May-09	GW22-09-8521	28	0.04		mg/L as PO4	P	16.9	5.9	P	5.0		P	P	0.01	U	P	8		P	5.0		P	P	6.0		P	1.2	NA

Table B-4 (continued)

Well	Sample Depth (ft)	Scr #	Sample Collection Date	Sample ID	Event	Fe (F) µg/L	Lab Qual Code	Test C5	Fe (NF) µg/L	Lab Qual Code	Test F1	Ratio Fe(NF/F)	Test F2	Mn (F) µg/L	Lab Qual Code	Test C6	Ni (F) µg/L	Lab Qual Code	Test F5	Sr µg/L	Test D2	Test E3	U µg/L	Lab Qual Code	Test C8	Test D1	Test E5	V µg/L	Lab qual code	Test C4
								µg/L			µg/L		Ratio			µg/L			µg/L		µg/L	µg/L			µg/L	µg/L	µg/L			
								<UL			<UL		<UL			<UL			<UL		>LL	<UL			>LL	>LL	<UL			>LL
								147			1270		10			124			50		44	540			0.06	0.06	1.9			2.27
R-22	1440	5	20-May-09	GW22-09-8475	1	10		P	10		Yes	1.0	P	61		P	1		P	84	P	P	0.3		P	P	P	30		P
R-22	1440	5	26-May-09	GW22-09-8483	5	10		P	10		Yes	1.0	P	64		P	1		P	82	P	P	0.3		P	P	P	33		P
R-22	1440	5	20-May-09	GW22-09-8493	10	10		P	10		Yes	1.0	P	60		P	1		P	94	P	P	0.4		P	P	P	31		P
R-22	1440	5	26-May-09	GW22-09-8495	14	27		P	26		Yes	1.0	P	148		F	1		P	94	P	P	0.5		P	P	P	29		P
R-22	1440	5	26-May-09	GW22-09-8544	21	12		P	10		Yes	0.8	P	39		P	1		P	92	P	P	0.4		P	P	P	31		P
R-22	1440	5	26-May-09	GW22-09-8521	28	10		P	37		Yes	3.7	P	38		P	1		P	92	P	P	0.4		P	P	P	31		P

Table B-4 (continued)

Well	Sample Depth (ft)	Scr #	Sample Collection Date	Sample ID	Event	Zn µg/L	Lab Qual Code	Test D4	Test F6	Tests Passed	Tests Failed	Total tests with P/Fail outcome	% Pass	Is 3H detected?	General Indicators	Category A	Category B	Category C								Category D			
								µg/L	µg/L							Residual	Residual	Redox Indicators								Sorption			
								>LL	<UL							Inorganics	Organics	SO4	Fe/Mn						NO3				
								0.4	40										V	Fe	Mn	ClO4	U	Cr		U	Sr	Ba	Zn
R-22	1440	5	20-May-09	GW22-09-8475	1	4		P	P	34	1	35	97	ND				P	P	P	P	ND	P	P	P	P	P	P	P
R-22	1440	5	26-May-09	GW22-09-8483	5	4		P	P	34	1	35	97	ND				P	P	P	P	ND	P	P	P	P	P	P	P
R-22	1440	5	20-May-09	GW22-09-8493	10	4		P	P	33	2	35	94	ND				P	P	P	P	ND	P	P	P	P	P	P	P
R-22	1440	5	26-May-09	GW22-09-8495	14	9		P	P	32	3	35	91	ND				P	P	P	P	ND	P	P	P	P	P	P	P
R-22	1440	5	26-May-09	GW22-09-8544	21	5		P	P	34	1	35	97	ND				P	P	P	P	ND	P	P	P	P	P	P	P
R-22	1440	5	26-May-09	GW22-09-8521	28	5		P	P	34	1	35	97	ND				P	P	P	P	ND	P	P	P	P	P	P	P

Table B-4 (continued)

Well	Sample Depth (ft)	Scr #	Sample Collection Date	Sample ID	Event	Category E					Category F	General Indicators							Category A Inorganic Indicators						Category B Organic Indicators			
						Carbonate					Metal	Mod water	Gen-1	Gen-2	Gen-3	Gen-4	Gen-5	Gen-6	A1	A2	A3	A4	A5	A6	B1	B2	B3	B4
						minerals					Corrosion	3H	In pH	Alk	Turb	ClO4	NO3-N	Cr	B	Cl	Na	SO4	F	PO4	Ace	NH3	TKN	TOC
						Ba	Ca	Mg	Sr	U		UL=1	range	UL=52	UL=5	UL=0.5	UL=0.89	UL=5.75	UL=39	UL=3.6	UL=24.5	UL=7.2	UL=0.57	UL=3.4	5	0.05	0.35	1.37
R-22	1440	5	20-May-09	GW22-09-8475	1	P	P	P	P	P		ND	P	P	P	DL	P	P	P	F	P	P	P	P	ND	ND	ND	P
R-22	1440	5	26-May-09	GW22-09-8483	5	P	P	P	P	P		ND	P	P	P	DL	P	P	P	F	P	P	P	P	ND	ND	ND	P
R-22	1440	5	20-May-09	GW22-09-8493	10	P	P	P	P	P		ND	P	P	P	DL	P	P	P	F	P	P	P	P	ND	ND	ND	P
R-22	1440	5	26-May-09	GW22-09-8495	14	P	P	P	P	P		ND	P	P	P	DL	P	P	P	F	P	P	P	P	ND	ND	ND	P
R-22	1440	5	26-May-09	GW22-09-8544	21	P	P	P	P	P		ND	P	P	P	DL	P	P	P	F	P	P	P	P	ND	ND	ND	P
R-22	1440	5	26-May-09	GW22-09-8521	28	P	P	P	P	P		ND	P	P	P	DL	P	P	P	F	P	P	P	P	ND	ND	ND	P

Table B-4 (continued)

Well	Sample Depth (ft)	Scr #	Sample Collection Date	Sample ID	Event	Category C1 Redox (SO4)			Category C2 Redox (Fe/Mn)						Category C3 Redox (NO3)		Category D Adsorption				Category E Carbonate Mineralogy						
						C1	C2	C3	C4	C5	C6	C7	C8	C9	C10	C11	D1	D2	D3	D4	E1	E2a	E2b	E2	E3	E4	E5
						SO4	S	ORP	V	Fe	Mn	ClO4	U	Cr	NO3-N	DO	U	Sr	Ba	Zn	Ba	Ca	Ca	Ca	Mg	Sr	U
						LL=1.65	UL=0.010	LL=0	LL=2.27	UL=147	UL=124	LL=0.22	LL=0.06	LL=0.39	LL=0.01	LL=2	LL=0.06	LL=44	LL=4.9	LL=0.4	UL=57	LL=4.3	UL=42	In range	UL=4.2	UL=540	UL=1.90
R-22	1440	5	20-May-09	GW22-09-8475	1	P	P	P	P	P	P	DL	P	P	P	P	P	P	P	P	P	P	P	P	P	P	P
R-22	1440	5	26-May-09	GW22-09-8483	5	P	P	P	P	P	P	DL	P	P	P	P	P	P	P	P	P	P	P	P	P	P	P
R-22	1440	5	20-May-09	GW22-09-8493	10	P	P	P	P	P	P	DL	P	P	P	P	P	P	P	P	P	P	P	P	P	P	P
R-22	1440	5	26-May-09	GW22-09-8495	14	P	P	P	P	P	F	DL	P	P	P	P	P	P	P	P	P	PP	P	P	P	P	P
R-22	1440	5	26-May-09	GW22-09-8544	21	P	P	P	P	P	P	DL	P	P	P	P	P	P	P	P	P	P	P	P	P	P	P
R-22	1440	5	26-May-09	GW22-09-8521	28	P	P	P	P	P	P	DL	P	P	P	P	P	P	P	P	P	P	P	P	P	P	P

Table B-4 (continued)

Well	Sample Depth (ft)	Scr #	Sample Collection Date	Sample ID	Event	Category F Metal Corrosion						Categories under which Drilling Flags Are To Be Assigned					
						F1	F2	F3	F4	F5	F6						
						FeT	FeR	CrT	CrR	Ni	Zn	A	B	C	D	E	F
						UL=500	UL=10	UL=10	UL=5	UL=50	UL=40						
R-22	1440	5	20-May-09	GW22-09-8475	1	No	Yes	P	Yes	P	p	–	–	–	–	–	–
R-22	1440	5	26-May-09	GW22-09-8483	5	No	Yes	P	Yes	P	p	–	–	–	–	–	–
R-22	1440	5	20-May-09	GW22-09-8493	10	No	Yes	P	Yes	P	P	–	–	–	–	–	–
R-22	1440	5	26-May-09	GW22-09-8495	14	No	Yes	P	Yes	P	P	–	–	–	–	–	–
R-22	1440	5	26-May-09	GW22-09-8544	21	No	Yes	P	Yes	P	p	–	–	–	–	–	–
R-22	1440	5	26-May-09	GW22-09-8521	28	No	Yes	P	Yes	P	p	–	–	–	–	–	–

Notes: NA = Analyzed but not available; UL = upper limit; LL = lower limit; P = pass; F = fail; FLD = field; SU = standard unit; NTU = nephelometric turbidity unit; ND = nondetect; DL = detection limit.

Appendix C

Video Log
(on DVD included with this document)

Appendix D

Off-Site Laboratory Analytical Results
(on CD included with this document)